

Creatività, tecnologia, qualità, servizio.

Quattro parole per sintetizzare la nostra filosofia aziendale.

Creatività nel proporre soluzioni personalizzate, calibrate sulle specifiche necessità dei clienti.

Tecnologia all'avanguardia nella progettazione e nella costruzione.

Qualità nel processo produttivo certificato e nei materiali, grazie ad un'accurata scelta tra i più qualificati fornitori sul territorio nazionale, veri e propri partner con i quali collaboriamo per sviluppare prodotti sempre migliori.

Servizio nell'assistenza pre e post-vendita, grazie ad una rete commerciale formata da collaboratori preparati ed efficienti.

Siamo un'azienda italiana che propone un prodotto tutto italiano, dallo studio alla produzione.

Abbiamo a cuore la qualità del prodotto e sappiamo di poter garantire un altissimo standard, grazie anche all'impegno quotidiano di tutte le persone che lavorano per noi e con noi.

Per poter offrire un servizio sempre più preciso e puntuale, abbiamo creato due nuove divisioni specializzate.

AS CONNECTORS, che si occupa della produzione e della commercializzazione di connettori e prolunghie standard.

AS SOLUTIONS, che crea e sviluppa soluzioni personalizzate su richiesta specifica dei clienti, proponendosi come vero e proprio "problem solving partner".

Yes, We Connect!

Creativity, technology, quality, service.

Four words in order to synthesize our company philosophy.

Creativity in proposing personalized solutions, calibrated on costumers' specific needs.

Vanguard technology in design and construction.

Quality in certificated productive process and in equipments, thanks to a careful choice out of all more qualified suppliers on the national territory, real partners with who we collaborate to develop products better and better.

Service in assistance fore and post-sale, thanks to a trading network formed by ready and efficient collaborators.

We are an Italian Company that propose a Italian product, from the study to the production.

We have the quality of the product at heart and we can guarantee a very high standard, thanks also to the daily commitment of the people who work for us and



with us.

In order to be able to offer a more and more accurate and punctual service, we have created two new specialized divisions.

AS CONNECTORS, who deals with the production and the marketing of connectors and standard extension cord.

AS SOLUTIONS, that creates and develops personalized solutions on costumers specific request, standing as real problem solving partner.



AZIENDA CON SISTEMA DI QUALITÀ CERTIFICATO ISO 9001:2015
CERTIFICATO N° IT245952-2017-AQ-ITA-ACCREDIA



Connettori Precablati

- Connettori M5 3 poli
- Connettori M5 4 poli
- Connettori M8 3 poli
- Connettori M8 4 poli
- Connettori M8 5 poli
- Connettori M8 6 poli
- Connettori M8 8 poli
- Connettori M8 3/4 poli snap
- Connettori M12 3 poli
- Connettori M12 4 poli
- Connettori M12 5 poli
- Connettori M12 6 poli
- Connettori M12 8 poli
- Connettori M12 12 poli
- Connettori M12 17 poli



Prolunghe

- Prolunghe M8 M12 Lineari
- Prolunghe M8 M12 a Y



Raccordi

- Raccordi a T
- Raccordi a Y
- Adattatori



Connettori a incasso e per C.S.

- Connettori da incasso M8 femmina
- Connettori da incasso M8 maschio
- Connettori da incasso M12 femmina
- Connettori da incasso M12 maschio
- Connettori M12 per C.S.

Pre-wired connectorspag 5

- 3 pins M5 connectors " 6
- 4 pins M5 connectors " 7
- 3 pins M8 connectors " 8
- 4 pins M8 connectors " 10
- 5 pins M8 connectors " 12
- 6 pins M8 connectors " 14
- 8 pins M8 connectors " 16
- 3/4 pins M8 snap connectors " 18
- 3 pins M12 connectors " 19
- 4 pins M12 connectors " 22
- 5 pins M12 connectors " 25
- 6 pins M12 connectors " 27
- 8 pins M12 connectors " 29
- 12 pins M12 connectors " 31
- 17 pins M12 connectors " 33

Extenderspag 35

- M8 M12 Extensions Straight " 36
- M8 M12 Y Extensions " 46

Fittingspag 55

- Fittings T " 56
- Fittings Y " 57
- Adapters " 58

Flush type connectors and for PCBpag 59


- M8 female flush type connectors " 60
- M8 male flush type connectors " 62
- M12 female flush type connectors " 65
- M12 male flush type connectors " 77
- M12 connectors for PCB " 86

Ripartitori e Box sensori/attuatori


Ripartitori M8
 Ripartitori M12
 Box M8
 Box M12
 Spider
 Cavo ciabatta M23

Sensors/actuators Boxes and Splitters.....pag 87

M8 Splitters " 88
 M12 Splitters " 92
 M8 Boxes " 96
 M12 Boxes " 100
 Spider " 104
 M23 box cable " 107

Connettori e prolunghe per reti Ethernet


Connettori per reti Ethernet 4 poli
 Prolunghe per reti Ethernet 4 poli
 Connettori per reti Ethernet 8 poli
 Prolunghe per reti Ethernet 8 poli

Connectors and extenders for Ethernet networkspag 109

Network connectors Ethernet 4 pins " 110
 Network extensions Ethernet 4 pins " 113
 Network connectors Ethernet 8 pins " 115
 Network extensions Ethernet 8 pins " 118

Connettori e prolunghe per reti Profinet/Ethercat

Connettori per reti Profinet/Ethercat
 Prolunghe per reti Profinet/Ethercat

Connectors and extenders for Profinet/Ethercat networks .." 119

Network connectors Profinet/Ethercat " 120
 Network extensions Profinet/Ethercat " 125

Connettori e prolunghe per reti Sercos III


M12 codifica X
M12 potenza codifica S
M12 potenza codifica T
M12 potenza codifica K
M12 potenza codifica L

Connectors and extenders for Sercos III " 127

M12 X coded..... " 131
M12 power S coded " 133
M12 power T coded " 137
M12 power K coded..... " 141
M12 power L coded " 145

Connettori e prolunghe per reti Profibus


Connettori per reti Profibus
 Prolunghe per reti Profibus
 Applicazioni per reti Profibus
 Terminatori di rete Profibus

Connectors and extenders for Profibus networkspag 149

Profibus network connectors " 150
 Profibus network extensions Profibus " 152
 Profibus network applications " 153
 Profibus network terminators " 154

Connettori e prolunghe per reti Devicenet

Connettori per reti Devicenet
 Prolunghe per reti Devicenet

Connectors and extenders for Devicenet networks " 155

Devicenet network connectors " 156
 Devicenet network extensions Profibus " 160

Connettori e prolunghe per reti Can Open


Connettori per reti Can Open
 Prolunghe per reti Can Open
 Applicazioni per reti Can Open

Connectors and extenders for Can Open networks " 163

Can Open network connectors " 164
 Can Open network extensions Profibus " 166
 Can Open network applications " 169



Connettori EN175301-803

Connettori EN175301-803 forma A con cavo

Connettori EN175301-803 forma B con cavo

Connettori EN175301-803 forma C con cavo

Connettori 7/8" con cavo

Connettori a cablare, cavi e accessori

Connettori a cablare M8

Connettori a cablare M12

Connettori a cablare e raccordi a T 7/8"

Accessori

Cavi sensori/barriere/box/attuatori

Cavi per Reti

Condizioni generali di vendita

EN175301-803 connectors....." 171

EN175301-803 A form with cable " 172

EN175301-803 B form with cable " 173

EN175301-803 C form with cable " 175

7/8" Connectors with cable " 177

EN175301-803 connectors and 7/8" connectors.....pag 181

M8 cabling Connectors " 182

M12 cabling Connectors " 183

7/8" cabling connector and elbows T " 187

Accessories " 190

Sensors/actuators cables " 191

Networks Cables " 193

General conditions of salepag 197

Connettori Precablati

Pre-wired connectors

M5




M8



M12



FEMMINA AX / FEMALE AX

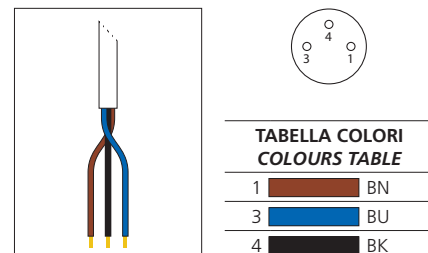


Cod. AS-M5FAX03*****

MASCHIO AX / MALE AX



Cod. AS-M5MAX03*****



CONFIGURAZIONI AGGIUNTIVE / MORE CONFIGURATIONS

Connettore schermato / Shielded Connector **H**

COMPOSIZIONE CODICE CODE COMPOSITION	CONFIGURAZIONI AGGIUNTIVE MORE CONFIGURATIONS
Tipologia cavo (vedi cod. in tabella) Cable type (code like table) AX = Dritto / Straight AS-M5***03050**/*	G = grafoplast H = connettore schermato shielded connector
lunghezza cavo cable length 001 = 10cm 010 = 1 m 100 = 10 m	
F = Femmina / female M = Maschio / male	

MATERIALI

Portacontatto in ABS UL94 V0 autoestinguente. Contatto stampato in bronzo fosforoso e doratura gold flash (femmina). Ghiera di tenuta meccanica in Ottone Nichelato. Corpo connettore in poliammide nero. O-ring di tenuta in NBR (femmina).

MATERIALS

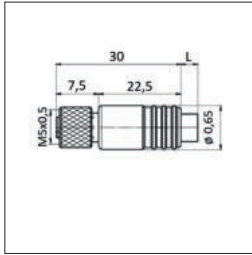
Contact plug holder: self-extinguishing ABS UL94 V0. Contact: phosphorouse bronze with gold flash (female). Metal ring nut: nickel-plated brass. Body connector: black polyamide. O-ring: NBR (female).

SPECIFICHE TECNICHE	TECHNICAL SPECIFICATIONS	
Normativa di riferimento	Reference standards	IEC 61076-2-104
Corrente Nominale	Nominal Currents	1 A
Tensione Nominale	Nominal Voltage	60 V AC-DC
Grado di protezione	Protection Class	IP67
Resistività di massa	Resistance	≤ 5mΩ
Temperatura di esercizio (connettore)	Working Temperature	-20/+80°C Fix Install

3 CONDUTTORI / 3 WIRE

COD.	"RN"
SPECIFICHE CAVO CABLE SPECIFICATIONS	CAVO PUR UL/CSA UL/CSA PUR CABLE
Sezioni Sections	3 x 26AWG (3 x 0.14) 80° - 300 V
Diametri Diameter	2.6 +/- 0.2
Conduttori Conductor	PVC classe 5 19 x 0.15
Guaina Esterna Outer Jacket	PUR compound Oil resistant ISO 6722 Black Flam Test FT2
Normative di riferimento Reference standards	
Temperatura di esercizio Working temperature	-15 / +80°C Static App. -5 / +80°C Dynamic App
Raggio di curvatura Bending radius	10 x Ø esterno
Schermatura Shield	---
Velocità di traslazione Traslation's speed	120 mt / min
Accelerazione Acceleration	5 mt / secq

FEMMINA AX / FEMALE AX



MASCHIO AX / MALE AX

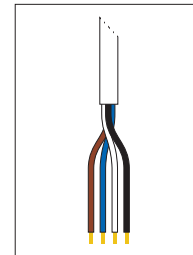
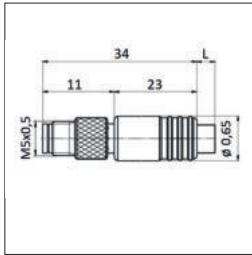


TABELLA COLORI
COLOURS TABLE

1	BN
2	WH
3	BU
4	BK

CONFIGURAZIONI AGGIUNTIVE / MORE CONFIGURATIONS

Connettore schermato / Shielded Connector **H**

MATERIALI

Portacontatto in ABS UL94 V0 autoestinguente. Contatto tornito in ottone dorato AU03 (maschio). Ghiera di tenuta meccanica in Ottone Nichelato. Corpo connettore in poliammide nero.

MATERIALS

Contact plug holder: self-extinguishing ABS UL94 V0. Turned contact: gold plating AU03 (male). Metal ring nut: nickel-plated brass. Body connector: black polyamide.


COMPOSIZIONE CODICE CODE COMPOSITION	CONFIGURAZIONI AGGIUNTIVE MORE CONFIGURATIONS
<p>Tipologia cavo (vedi cod. in tabella) Cable type (code like table)</p> <p>AX = Dritto / Straight</p> <p>AS-M5***04050**/*</p> <p>lunghezza cavo cable length 001 = 10 cm 010 = 1 m 100 = 10 m</p> <p>F = Femmina / female M = Maschio / male</p>	<p>G = grafoplast</p> <p>H = connettore schermato shielded connector</p>

SPECIFICHE TECNICHE	TECHNICAL SPECIFICATIONS
Normativa di riferimento	Reference standards IEC 61076-2-104
Corrente Nominale	Nominal Currents 1 A
Tensione Nominale	Nominal Voltage 30 V AC-DC
Grado di protezione	Protection Class IP67
Resistività di massa	Resistance ≤ 5mΩ
Temperatura di esercizio (connettore)	Working Temperature -20/+80°C Fix Install

4 CONDUTTORI / 4 WIRE

COD.	"RN"
SPECIFICHE CAVO CABLE SPECIFICATIONS	CAVO PUR UL/CSA UL/CSA PUR CABLE
Sezioni Sections	4 x 26AWG (4 x 0.15) 80° - 300 V
Diametri Diameter	3.1 +/- 0.2
Conduttori Conductor	PVC classe 6 FLEX
Guaina Esterna Outer Jacket	PUR compound Black Flam Test FT2
Normative di riferimento Reference standards	
Temperatura di esercizio Working temperature	-15 / +80°C Static App. -5 / +80°C Dynamic App
Raggio di curvatura Bending radius	10 x Ø esterno
Schermatura Shield	---
Velocità di traslazione Traslation's speed	120 mt / min
Accelerazione Acceleration	5 mt / secq

FEMMINA AX / FEMALE AX



FEMMINA RD / FEMALE RD

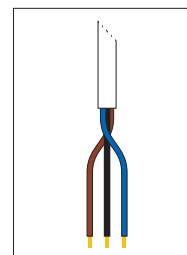
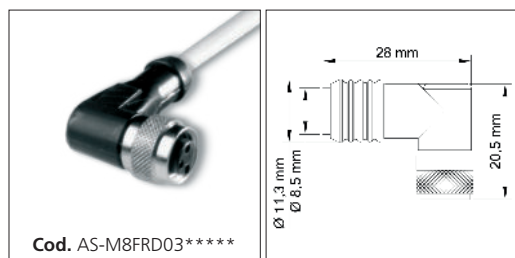


TABELLA COLORI
COLOURS TABLE

1	BN
3	BU
4	BK

CONFIGURAZIONI AGGIUNTIVE / MORE CONFIGURATIONS

Ghiera Inox AISI 304 / Inox AISI 304 Ring Nut	min. 50 pcs	X
Connettore schermato / Shielded Connector		H

MATERIALI

Portacontatto in ABS UL94 V0 autoestinguente. Contatto stampato in bronzo fosforoso e doratura gold flash (femmina). Ghiera di tenuta meccanica in Ottone Nichelato. Corpo connettore in poliammide nero. O-ring di tenuta in NBR (femmina).

MATERIALS

Contact plug holder: self-extinguishing ABS UL94 V0. Contact: phosphorouse bronze with gold flash (female). Metal ring nut: nickel-plated brass. Body connector: black polyamide. O-ring: NBR (female).

SPECIFICHE TECNICHE

Normativa di riferimento	Reference standards	IEC 61076-2-104
Corrente Nominale	Nominal Currents	3 A
Tensione Nominale	Nominal Voltage	60 V AC-DC
Grado di protezione	Protection Class	IP67
Resistività di massa	Resistance	≤ 5mΩ
Temperatura di esercizio (connettore)	Working Temperature	-20/+80°C Fix Install

COMPOSIZIONE CODICE
CODE COMPOSITION

Tipologia cavo (vedi cod. in tabella)
Cable type (code like table)

AX = Dritto / Straight
RD = 90°

AS-M8F**03050*

lunghezza cavo (vedi tabella)
Cable length (code like table)

001 = 10 cm
010 = 1 m
100 = 10 m

CONFIGURAZIONI AGGIUNTIVE
MORE CONFIGURATIONS

G = grafoplast

H = connettore schermato
shielded connector

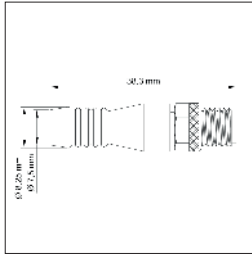
X = ghiera inox / inox ring nut

HX = connettore schermato e ghiera inox
shielded connector and inox ring nut

3 CONDUTTORI / 3 WIRE

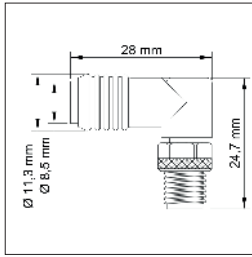
COD.	"C"	"CN"	"R"	"RN"	"CS"	"RS"
SPECIFICHE CAVO CABLE SPECIFICATIONS	CAVO PVC UL/CSA UL/CSA PVC CABLE	CAVO PVC UL/CSA UL/CSA PVC CABLE	CAVO PUR UL/CSA UL/CSA PUR CABLE	CAVO PUR UL/CSA UL/CSA PUR CABLE	CAVO PVC SCHERMATO PVC SHIELDED CABLE	CAVO PUR SCHERMATO PUR SHIELDED CABLE
Sezioni Sections	3 x 22AWG (3 x 0.35) 80° - 300 V	3 x 22AWG (3 x 0.35) 80° - 300 V	3 x 22AWG (3 x 0.35) 80° - 300 V	3 x 22AWG (3 x 0.35) 80° - 300 V	3 x 22AWG (3 x 0.35) ST 80° - 300 V	3 x 22AWG (3 x 0.35) ST 80° - 300 V
Diametri Diameter	4.7 +/- 0.2	4.5 +/- 0.2	4.5 +/- 0.2	4.5 +/- 0.2	4.8 +/- 0.2	4.8 +/- 0.2
Conduttori Conductor	PVC classe 6 FLEX 32 x 0.10	PVC classe 6 FLEX 19 x 0.15	PVC classe 6 FLEX 19 x 0.15	PVC classe 6 FLEX 19 x 0.15	PVC classe 6 FLEX 19 x 0.15	PVC classe 6 FLEX 19 x 0.15
Guaina Esterna Outer Jacket	PVC UL/CSA Oil Resistant UL 1581 STYLE 2464 Grey Ral 7035 Flam Test FT1	PVC UL/CSA Oil Resistant ISO 6722 STYLE 2464 Black RAL 9005 Flame Test FT1	PUR compound Oil resistant ISO 6722 STYLE 21441 Grey Ral 7035 Flam Test FT2	PUR compound Oil resistant ISO 6722 STYLE 21441 Black Flam Test FT2	PVC UL/CSA Oil resistant ISO 6722 STYLE 2464 Grey Ral 7035 Flam Test FT1	PUR Compound Oil resistant ISO 6722 STYLE 21441 Grey Ral 7035 Flam Test FT2
Normative di riferimento Reference standards						
Temperatura di esercizio Working temperature	-15 / +80°C Static App. +5 / +80°C Dynamic App.	-5 / +80°C Static App. +5 / +80°C Dynamic App.	-30 / +80°C Static App. -5 / +80°C Dynamic App.	-30 / +80°C Static App. -5 / +80°C Dynamic App.	-5 / +80°C Static App.	-30 / +80°C Static App. -5 / +80°C Dynamic App.
Raggio di curvatura Bending radius	10 x Ø esterno	10 x Ø esterno	10 x Ø esterno	10 x Ø esterno	10 x Ø esterno	10 x Ø esterno
Schermatura Shield	---	---	---	---	A treccia - Copertura ≥ 80% Braided coverage ≥ 80%	A treccia - Copertura ≥ 80% Braided coverage ≥ 80%
Velocità di traslazione Traslation's speed	90 mt / min	90 mt / min	120 mt / min	120 mt / min	---	---
Accelerazione Acceleration	4 mt / secq	4 mt / secq	5 mt / secq	5 mt / secq	---	5 mt / secq

MASCHIO AX / MALE AX



Cod. AS-M8MAX03*****

MASCHIO RD / MALE RD



Cod. AS-M8MRD03*****

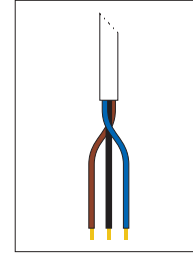


TABELLA COLORI
COLOURS TABLE

1	BN
3	BU
4	BK

CONFIGURAZIONI AGGIUNTIVE / MORE CONFIGURATIONS

Ghiera Inox AISI 304 / <i>Inox AISI 304 Ring Nut</i>	min. 50 pcs	X
Connettore schermato / <i>Shielded Connector</i>		H

MATERIALI

Portacontatto in ABS UL94 V0 autoestinguente. Contatto tornito in ottone dorato AU03 (maschio). Ghiera di tenuta meccanica in Ottone Nichelato. Corpo connettore in poliammide nero.

MATERIALS

Contact plug holder: self-extinguishing ABS UL94 V0. Turned contact: gold plating AU03 (male). Metal ring nut: nickel-plated brass. Body connector: black polyamide.

COMPOSIZIONE CODICE
CODE COMPOSITION

AX = Dritto / *Straight*
RD = 90°

Tipologia cavo (vedi cod. in tabella)
Cable type (code like table)

AS-M8M**03050**/*

lunghezza cavo (vedi cod. in tabella)
Cable length (code like table)

001 = 10 cm
010 = 1 m
100 = 10 m

CONFIGURAZIONI AGGIUNTIVE
MORE CONFIGURATIONS

G = grafoplast

H = connettore schermato
shielded connector

X = ghiera inox / *inox ring nut*

HX = connettore schermato e ghiera inox
shielded connector and inox ring nut

SPECIFICHE TECNICHE


TECHNICAL SPECIFICATIONS

Normativa di riferimento	<i>Reference standards</i>	IEC 61076-2-104
Corrente Nominale	<i>Nominal Currents</i>	4 A
Tensione Nominale	<i>Nominal Voltage</i>	60 V AC-DC
Grado di protezione	<i>Protection Class</i>	IP67
Resistività di massa	<i>Resistance</i>	≤ 5mΩ
Temperatura di esercizio (connettore)	<i>Working Temperature</i>	-20/+80°C Fix Install

3 CONDUTTORI / 3 WIRE

COD.	"C"	"CN"	"R"	"RN"	"CS"	"RS"
SPECIFICHE CAVO CABLE SPECIFICATIONS	CAVO PVC UL/CSA UL/CSA PVC CABLE	CAVO PVC UL/CSA UL/CSA PVC CABLE	CAVO PUR UL/CSA UL/CSA PUR CABLE	CAVO PUR UL/CSA UL/CSA PUR CABLE	CAVO PVC SCHERMATO PVC SHIELDED CABLE	CAVO PUR SCHERMATO PUR SHIELDED CABLE
Sezioni <i>Sections</i>	3 x 22AWG (3 x 0.35) 80° - 300 V	3 x 22AWG (3 x 0.35) 80° - 300 V	3 x 22AWG (3 x 0.35) 80° - 300 V	3 x 22AWG (3 x 0.35) 80° - 300 V	3 x 22AWG (3 x 0.35) ST 80° - 300 V	3 x 22AWG (3 x 0.35) ST 80° - 300 V
Diametri <i>Diameter</i>	4.7 +/- 0.2	4.5 +/- 0.2	4.5 +/- 0.2	4.5 +/- 0.2	4.8 +/- 0.2	4.8 +/- 0.2
Conduttori <i>Conductor</i>	PVC classe 6 FLEX 32 x 0.10	PVC classe 6 FLEX 19 x 0.15	PVC classe 6 FLEX 19 x 0.15	PVC classe 6 FLEX 19 x 0.15	PVC classe 6 FLEX 19 x 0.15	PVC classe 6 FLEX 19 x 0.15
Guaina Esterna <i>Outer Jacket</i>	PVC UL/CSA Oil Resistant UL 1581 STYLE 2464 Grey Ral 7035 Flam Test FT1	PVC UL/CSA Oil Resistant ISO 6722 STYLE 2464 Black RAL 9005 Flame Test FT1	PUR compound Oil resistant ISO 6722 STYLE 21441 Grey Ral 7035 Flam Test FT2	PUR compound Oil resistant ISO 6722 STYLE 21441 Black Flam Test FT2	PVC UL/CSA Oil resistant ISO 6722 STYLE 2464 Grey Ral 7035 Flam Test FT1	PUR Compound Oil resistant ISO 6722 STYLE 21441 Grey Ral 7035 Flam Test FT2
Normative di riferimento <i>Reference standards</i>						
Temperatura di esercizio <i>Working temperature</i>	-15 / +80°C Static App. +5 / +80°C Dynamic App.	-5 / +80°C Static App. +5 / +80°C Dynamic App.	-30 / +80°C Static App. -5 / +80°C Dynamic App.	-30 / +80°C Static App. -5 / +80°C Dynamic App.	-5 / +80°C Static App.	-30 / +80°C Static App. -5 / +80°C Dynamic App.
Raggio di curvatura <i>Bending radius</i>	10 x Ø esterno	10 x Ø esterno	10 x Ø esterno	10 x Ø esterno	10 x Ø esterno	10 x Ø esterno
Schermatura <i>Shield</i>	---	---	---	---	A treccia - Copertura ≥ 80% Braided coverage ≥ 80%	A treccia - Copertura ≥ 80% Braided coverage ≥ 80%
Velocità di traslazione <i>Traslation's speed</i>	90 mt / min	90 mt / min	120 mt / min	120 mt / min	---	---
Accelerazione <i>Acceleration</i>	4 mt / seq	4 mt / seq	5 mt / seq	5 mt / seq	---	5 mt / seq

FEMMINA AX / FEMALE AX



FEMMINA RD / FEMALE RD

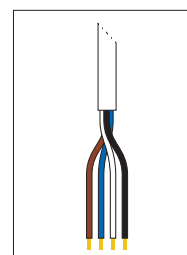
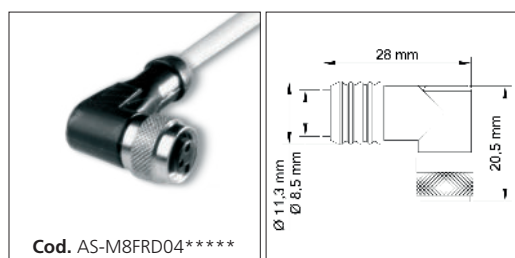


TABELLA COLORI
COLOURS TABLE

1	BN
2	WH
3	BU
4	BK

CONFIGURAZIONI AGGIUNTIVE / MORE CONFIGURATIONS

Ghiera Inox AISI 304 / <i>Inox AISI 304 Ring Nut</i>	min. 50 pcs	X
Connettore schermato / <i>Shielded Connector</i>		H

MATERIALI

Portacontatto in ABS UL94 V0 autoestinguente. Contatto stampato in bronzo fosforoso e doratura gold flash (femmina). Ghiera di tenuta meccanica in Ottone Nichelato. Corpo connettore in poliammide nero. O-ring di tenuta in NBR (femmina).

MATERIALS

Contact plug holder: self-extinguishing ABS UL94 V0. Contact: phosphorous bronze with gold flash (female). Metal ring nut: nickel-plated brass. Body connector: black polyamide. O-ring: NBR (female).

COMPOSIZIONE CODICE
CODE COMPOSITION

AS-M8F**04050**/**

Tipologia cavo (vedi cod. in tabella)
Cable type (code like table)

AX = Dritto / Straight
RD = 90°

lunghezza cavo
cable length
001 = 10 cm
010 = 1 m
100 = 10 m

CONFIGURAZIONI AGGIUNTIVE
MORE CONFIGURATIONS

G = grafoplast

H = connettore schermato
shielded connector
X = ghiera inox / *inox ring nut*
HX = connettore schermato e ghiera inox
shielded connector and *inox ring nut*


SPECIFICHE TECNICHE

SPECIFICHE TECNICHE	TECHNICAL SPECIFICATIONS
Normativa di riferimento	Reference standards IEC 61076-2-104
Corrente Nominale	Nominal Currents 3 A
Tensione Nominale	Nominal Voltage 30 V AC-DC
Grado di protezione	Protection Class IP67
Resistività di massa	Resistance ≤ 5mΩ
Temperatura di esercizio (connettore)	Working Temperature -20/+80°C Fix Install

4 CONDUTTORI / 4 WIRE


COD.	"C"	"CUY"	"CN"	"CUN"	"R"	"RUY"	"RN"	"RUN"	"CS"	"CSUN"	"RS"
SPECIFICHE CAVO CABLE SPECIFICATIONS	CAVO PVC UL/CSA UL/CSA PVC CABLE	CAVO PVC UL/CSA UL/CSA PVC CABLE	CAVO PVC UL/CSA UL/CSA PVC CABLE	CAVO PVC UL/CSA UL/CSA PVC CABLE	CAVO PUR UL/CSA UL/CSA PUR CABLE	CAVO PUR UL/CSA UL/CSA PUR CABLE	CAVO PUR UL/CSA UL/CSA PUR CABLE	CAVO PUR UL/CSA UL/CSA PUR CABLE	CAVO PVC SCHERMATO SHIELDED PVC CABLE	CAVO PVC SCHERMATO PVC SHIELDED CABLE	CAVO PUR SCHERMATO SHIELDED PUR CABLE
Sezioni Sections	4 x 24AWG (4 x 0.25) 80° - 300 V	4 x 24AWG (4 x 0.25) 80° - 300 V	4 x 24AWG (4 x 0.25) 80° - 300 V	4 x 22AWG (4 x 0.34) 80° - 300 V	4 x 24AWG (4 x 0.25) 80° - 300 V	4 x 24AWG (4 x 0.25) 80° - 300 V	4 x 24AWG (4 x 0.25) 80° - 300 V	4 x 24AWG (4 x 0.25) 80° - 300 V	4 x 24AWG (4 x 0.25) ST 80° - 300 V	4 x 22AWG (4 x 0.34) ST 80° - 300 V	4 x 24AWG (4 x 0.25) ST 80° - 300 V
Diametri Diameter	4.6 +/- 0.2	4.8 +/- 0.2	4.6 +/- 0.2	4.8 +/- 0.2	4.6 +/- 0.2	4.0 +/- 0.2	4.7 +/- 0.2	4.9 +/- 0.2	4.9 +/- 0.2	5.4 +/- 0.2	4.8 +/- 0.2
Conduttori Conductor	PVC classe 6 FLEX 32 x 0.10	PVC FLEX 32 x 0.10	PVC classe 6 FLEX 32 x 0.10	PVC classe 6 FLEX 19 x 0.15	PVC classe 6 FLEX 19 x 0.13	PVC classe 6 FLEX 32 x 0.10	PVC classe 6 FLEX 19 x 0.13	PVC classe 6 FLEX 19 x 0.15	PVC classe 6 FLEX 19 x 0.13	PVC classe 6 FLEX 42 x 0.10	PVC classe 6 FLEX 19 x 0.13
Guaina Esterna Outer Jacket	PVC UL/CSA Oil resistant UL 1581 STYLE 2464 Grey Ral 7035 Flam Test FT1	PVC UL/CSA Oil resistant UL 1581 STYLE 2464 Yellow Ral 1021 DESINA Flam Test	PVC UL/CSA Oil resistant UL 1581 STYLE 2464 Black Flam Test FT1	PUR UL/CSA Oil resistant ISO 6722 STYLE 2464 Black Flam Test FT1	PUR compound Oil resistant ISO 6722 STYLE 21441 Grey Ral 7035 Flam Test FT2	PUR UL/CSA STYLE 20549 Yellow RAL 1021 DESINA Flam Test FT1	PUR Compound Oil resistant ISO 6722 STYLE 21441 Black - RAL9005 Flam Test FT2	PUR UL/CSA Oil resistant ISO 6722 STYLE 21441 Black RAL 9005 Flam Test FT2	PVC CEI 2022 - II Oil resistant ISO 6722 STYLE 2464 Grey Ral 7035 Flam Test FT1	PVC UL/CSA Oil resistant UL 1581 STYLE 2464 Black Flam Test FT1	PUR Compound Oil resistant ISO 6722 STYLE 20549 Grey Ral 7035 Flam Test FT1
Normative di riferimento Reference standards	UL	UL	UL	UL	UL	UL	UL	UL	UL	UL	UL
Temperatura di esercizio Working temperature	-5 / +80°C Static App. +5 / +80°C Dynamic App.	-5 / +80°C Static App. +5 / +80°C Dynamic App.	-5 / +80°C Static App. +5 / +80°C Dynamic App.	-5 / +80°C Static App. +5 / +80°C Dynamic App.	-30 / +80°C Static App. -5 / +80°C Dynamic App.	-15 / +80°C Static App. +5 / +80°C Dynamic App.	-30 / +80°C Static App. -5 / +80°C Dynamic App.	-30 / +80°C Static App. -5 / +80°C Dynamic App.	-15 / +80°C Static App.	-15 / +80°C Static App.	-5 / +80°C Static App. +5 / +80°C Dynamic App.
Raggio di curvatura Bending radius	10 x Ø esterno	10 x Ø esterno	10 x Ø esterno	10 x Ø esterno	10 x Ø esterno	10 x Ø esterno	10 x Ø esterno	10 x Ø esterno	10 x Ø esterno	12 x Ø esterno	10 x Ø esterno
Schermatura Shield	---	---	---	---	---	---	---	---	A treccia - Copertura ≥ 80% Braided coverage ≥ 80%	A treccia - Copertura ≥ 80% Braided coverage ≥ 80%	A treccia - Copertura ≥ 80% Braided coverage ≥ 80%
Velocità di traslazione Traslation's speed	90 mt / min	90 mt / min	90 mt / min	120 mt / min	150 mt / min	---	150 mt / min	200 mt / min	---	---	40 mt / min
Accelerazione Acceleration	4 mt / seqq	4 mt / seqq	5 mt / seqq	4 mt / seqq	4 mt / seqq	---	4 mt / seqq	30 mt / seqq	---	---	10 mt / seqq

MASCHIO AX / MALE AX



Cod. AS-M8MAX04****

MASCHIO RD / MALE RD



Cod. AS-M8MRD04****

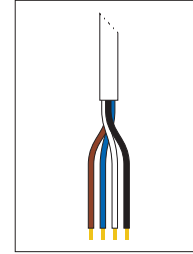


TABELLA COLORI
COLOURS TABLE

1	BN
2	WH
3	BU
4	BK

CONFIGURAZIONI AGGIUNTIVE / MORE CONFIGURATIONS

Ghiera Inox AISI 304 / Inox AISI 304 Ring Nut	min. 50 pcs	X
Connettore schermato / Shielded Connector		H

MATERIALI

Portacontatto in ABS UL94 V0 autoestinguente. Contatto tornito in ottone dorato AU03 (maschio). Ghiera di tenuta meccanica in Ottone Nichelato. Corpo connettore in poliammide nero.

MATERIALS

Contact plug holder: self-extinguishing ABS UL94 V0. Turned contact: gold plating AU03 (male). Metal ring nut: nickel-plated brass. Body connector: black polyamide.

COMPOSIZIONE CODICE CODE COMPOSITION

Tipologia cavo (vedi cod. in tabella) Cable type (code like table)

AX = Dritto / Straight RD = 90°

AS-M8M**04050**/*

lunghezza cavo cable length
001 = 10 cm
010 = 1 m
100 = 10 m

CONFIGURAZIONI AGGIUNTIVE MORE CONFIGURATIONS

G = grafoplast
H = connettore schermato shielded connector
X = ghiera inox / inox ring nut
HX = connettore schermato e ghiera inox shielded connector and inox ring nut

SPECIFICHE TECNICHE


TECHNICAL SPECIFICATIONS

Normativa di riferimento	Reference standards	IEC 61076-2-104
Corrente Nominale	Nominal Currents	4 A
Tensione Nominale	Nominal Voltage	30 V AC-DC
Grado di protezione	Protection Class	IP67
Resistività di massa	Resistance	≤ 5mΩ
Temperatura di esercizio (connettore)	Working Temperature	-20/+80°C Fix Install

4 CONDUTTORI / 4 WIRE

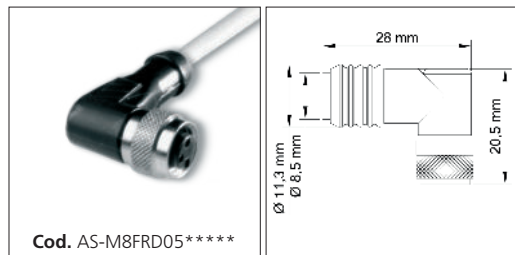
COD.	"C"	"CUY"	"CN"	"CUN"	"R"	"RUY"	"RN"	"RUN"	"CS"	"CSUN"	"RS"
SPECIFICHE CAVO CABLE SPECIFICATIONS	CAVO PVC UL/CSA UL/CSA PVC CABLE	CAVO PVC UL/CSA UL/CSA PVC CABLE	CAVO PVC UL/CSA UL/CSA PVC CABLE	CAVO PVC UL/CSA UL/CSA PVC CABLE	CAVO PUR UL/CSA UL/CSA PUR CABLE	CAVO PUR UL/CSA UL/CSA PUR CABLE	CAVO PUR UL/CSA UL/CSA PUR CABLE	CAVO PUR UL/CSA UL/CSA PUR CABLE	CAVO PVC SCHERMATO PVC SHIELDED CABLE	CAVO PVC SCHERMATO PVC SHIELDED CABLE	CAVO PUR SCHERMATO SHIELDED PUR CABLE
Sezioni Sections	4 x 24AWG (4 x 0.25) 80° - 300 V	4 x 24AWG (4 x 0.25) 80° - 300 V	4 x 24AWG (4 x 0.25) 80° - 300 V	4 x 22AWG (4 x 0.34) 80° - 300 V	4 x 24AWG (4 x 0.25) 80° - 300 V	4 x 24AWG (4 x 0.25) 80° - 300 V	4 x 24AWG (4 x 0.25) 80° - 300 V	4 x avg 22 (4 x 0.34) 80° - 300 V	4 x 24AWG (4 x 0.25) ST 80° - 300 V	4 x 22AWG (4 x 0.34) ST 80° - 300 V	4 x 24AWG (4 x 0.25) ST 80° - 300 V
Diametri Diameter	4.6 +/- 0.2	4.8 +/- 0.2	4.6 +/- 0.2	4.8 +/- 0.2	4.6 +/- 0.2	4.0 +/- 0.2	4.7 +/- 0.2	4.9 +/- 0.2	4.9 +/- 0.2	5.4 +/- 0.2	4.8 +/- 0.2
Conduttori Conductor	PVC classe 6 FLEX 32 x 0.10	PVC FLEX 32 x 0.10	PVC classe 6 FLEX 32 x 0.10	PVC classe 6 FLEX 19 x 0.15	PVC classe 6 FLEX 19 x 0.13	PVC classe 6 FLEX 32 x 0.10	PVC classe 6 FLEX 19 x 0.13	PVC classe 6 FLEX 19 x 0.15	PVC classe 6 FLEX 19 x 0.13	PVC classe 6 FLEX 42 x 0.10	PVC classe 6 FLEX 19 x 0.13
Guaina Esterna Outer Jacket	PVC UL/CSA Oil resistant UL 1581 STYLE 2464 Grey Ral 7035 Flam Test FT1	PVC UL/CSA Oil resistant UL 1581 STYLE 2464 Yellow RAL 1021 DESINA Flam Test	PVC UL/CSA Oil resistant UL 1581 STYLE 2464 Black Flam Test FT1	PUR UL/CSA Oil resistant ISO 6722 STYLE 2464 Black Flam Test FT1	PUR compound Oil resistant ISO 6722 STYLE 21441 Grey Ral 7035 Flam Test FT2	PUR UL/CSA STYLE 20549 Yellow RAL 1021 DESINA Flam Test FT1	PUR Compound Oil resistant ISO 6722 STYLE 21441 Black - RAL9005 Flam Test FT2	PUR UL/CSA Oil resistant ISO 6722 STYLE 21441 Black RAL 9005 Flam Test FT2	PVC CEI 2022 - II Oil resistant ISO 6722 STYLE 2464 Grey Ral 7035 Flam Test FT1	PVC UL/CSA Oil resistant UL 1581 STYLE 2464 Black Flam Test FT1	PUR Compound Oil resistant ISO 6722 STYLE 2464 Grey Ral 7035 Flam Test FT1
Normative di riferimento Reference standards	UL	UL	UL	UL	UL	UL	UL	UL	UL	UL	UL
Temperatura di esercizio Working temperature	-5 / +80°C Static App. +5 / +80°C Dynamic App.	-5 / +80°C Static App. +5 / +80°C Dynamic App.	-5 / +80°C Static App. +5 / +80°C Dynamic App.	-5 / +80°C Static App. +5 / +80°C Dynamic App.	-30 / +80°C Static App. +5 / +80°C Dynamic App.	-15 / +80°C Static App. +5 / +80°C Dynamic App.	-30 / +80°C Static App. +5 / +80°C Dynamic App.	-30 / +80°C Static App. +5 / +80°C Dynamic App.	-15 / +80°C Static App. +5 / +80°C Dynamic App.	-15 / +80°C Static App. +5 / +80°C Dynamic App.	-5 / +80°C Static App. +5 / +80°C Dynamic App.
Raggio di curvatura Bending radius	10 x Ø esterno	10 x Ø esterno	10 x Ø esterno	10 x Ø esterno	10 x Ø esterno	10 x Ø esterno	10 x Ø esterno	10 x Ø esterno	10 x Ø esterno	12 x Ø esterno	10 x Ø esterno
Schermatura Shield	---	---	---	---	---	---	---	---	A treccia - Copertura ≥ 80% Braided coverage ≥ 80%	A treccia - Copertura ≥ 80% Braided coverage ≥ 80%	A treccia - Copertura ≥ 80% Braided coverage ≥ 80%
Velocità di traslazione Traslation's speed	90 mt / min	90 mt / min	90 mt / min	120 mt / min	150 mt / min	---	150 mt / min	200 mt / min	---	---	40 mt / min
Accelerazione Acceleration	4 mt / seqq	4 mt / seqq	5 mt / seqq	4 mt / seqq	4 mt / seqq	---	4 mt / seqq	30 mt / seqq	---	---	10 mt / seqq

FEMMINA AX / FEMALE AX



Cod. AS-M8FAX05*****

FEMMINA RD / FEMALE RD



Cod. AS-M8FRD05*****

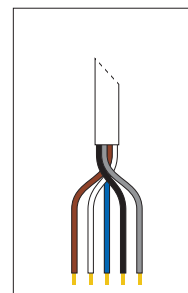


TABELLA COLORI
COLOURS TABLE

1	BN
2	WH
3	BU
4	BK
5	GY

CONFIGURAZIONI AGGIUNTIVE / MORE CONFIGURATIONS

Connettore schermato / Shielded Connector

H

COMPOSIZIONE CODICE
CODE COMPOSITION

Tipologia cavo (vedi cod. in tabella)
Cable type (code like table)

AX = Dritto / Straight
RD = 90°

AS-M8F**05050* **/*

lunghezza cavo
cable length
001 = 10 cm
010 = 1 m
100 = 10 m

CONFIGURAZIONI AGGIUNTIVE
MORE CONFIGURATIONS

G = grafoplast
H = connettore schermato
shielded connector

MATERIALI

Portacontatto in ABS UL94 V0 autoestinguente. Contatto stampato in bronzo fosforoso e doratura gold flash (femmina). Ghiera di tenuta meccanica in Ottone Nichelato. Corpo connettore in poliammide nero. O-ring di tenuta in NBR (femmina).

MATERIALS


Contact plug holder: self-extinguishing ABS UL94 V0. Contact: phosphorous bronze with gold flash (female). Metal ring nut: nickel-plated brass. Body connector: black polyamide. O-ring: NBR (female).

SPECIFICHE TECNICHE

Specifiche Tecniche	Technical Specifications	Reference standards
Normativa di riferimento	Reference standards	IEC 61076-2-104
Corrente Nominale	Nominal Currents	3 A
Tensione Nominale	Nominal Voltage	30 V AC-DC
Grado di protezione	Protection Class	IP67
Resistività di massa	Resistance	≤ 5 mΩ
Temperatura di esercizio (connettore)	Working Temperature	-20/+80°C Fix Install

5 CONDUTTORI / 5 WIRE

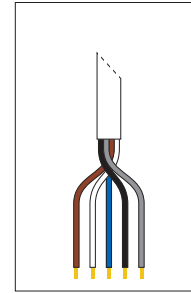
COD.	"C"	"CUY"	"CN"	"R"	"RN"	"CS"	"CSUY"	"CSUN"
SPECIFICHE CAVO CABLE SPECIFICATIONS	CAVO PVC UL/CSA UL/CSA PVC CABLE	CAVO PVC UL/CSA UL/CSA PVC CABLE	CAVO PVC UL/CSA UL/CSA PUR CABLE	CAVO PUR UL/CSA UL/CSA PUR CABLE	CAVO PVC UL/CSA UL/CSA PUR CABLE	CAVO PVC SCHERMATO SHIELDED PVC CABLE	CAVO PVC SCHERMATO SHIELDED PVC CABLE	CAVO PVC SCHERMATO SHIELDED PVC CABLE
Sezioni Sections	5 x 24AWG (5 x 0.25) 80°C - 300 V	5 x 24AWG (5 x 0.25) 80°C - 300 V	5 x 24AWG (5 x 0.25) 80°C - 300 V	5 x 24AWG (5 x 0.25) 80°C - 300 V	5 x 24AWG (5 x 0.25) 80°C - 300 V	5 x 24AWG (5 x 0.25) ST 80°C - 300 V	5 x 24AWG (5 x 0.25) ST 80°C - 300 V	5 x 24AWG (5 x 0.25) ST 80°C - 300 V
Diametri Diameter	5 +/- 0.2	4.8 +/- 0.2	4.7 +/- 0.2	5 +/- 0.2	5 +/- 0.2	5.6 +/- 0.2	5.1 +/- 0.2	5.6 +/- 0.2
Conduttori Conductor	PVC classe 6 FLEX 19 x 0.13	PVC classe 6 FLEX 32 x 0.10	PVC classe 6 FLEX 32 x 0.10	PVC classe 6 FLEX 19 x 0.13	PVC classe 6 FLEX 42 x 0.10	PVC classe 6 FLEX 19 x 0.13	PVC FLEX 32 x 0.10	PVC classe 6 FLEX 19 x 0.13
Guaina Esterna Outer Jacket	PVC UL/CSA Oil resistant ISO 6722 STYLE 2464 Grey Ral 7035 Flam Test FT1	PVC UL/CSA Oil resistant UL 20167 STYLE 2464 Yellow RAL 1021 DESINA Flam Test FT1	PVC UL/CSA Oil resistant UL 1581 STYLE 2464 Black Flam Test FT1	PUR compound Oil resistant ISO 6722 STYLE 21441 Grey Ral 7035 Flam Test FT2	PUR UL/CSA Oil resistant UL 1581 STYLE 20549 Black Flam Test FT1	PVC UL/CSA Oil resistant ISO 6722 STYLE 2464 Grey Ral 7035 Flam Test FT1	PVC UL/CSA Oil resistant ISO 6722 STYLE 2464 Yellow Ral 1021 DESINA Flam Test FT1	PVC UL/CSA Oil resistant ISO 6722 STYLE 2464 Black Flam Test FT1
Normative di riferimento Reference standards								
Temperatura di esercizio Working temperature	-5 / +80°C Static App. +5 / +80°C Dynamic App.	-5 / +80°C Static App. +5 / +80°C Dynamic App.	-15 / +80°C Static App. +5 / +80°C Dynamic App.	-30 / +80°C Static App. -5 / +80°C Dynamic App.	-15 / +80°C Static App. -5 / +80°C Dynamic App.	-5 / +80°C Static App. +5 / +80°C Dynamic App.	-15 / +80°C Static App.	-5 / +80°C Static App.
Raggio di curvatura Bending radius	10 x Ø esterno	10 x Ø esterno	10 x Ø esterno	10 x Ø esterno	10 x Ø esterno	10 x Ø esterno	12 x Ø esterno	12 x Ø esterno
Schermatura Shield	---	---	---	---	---	A treccia - Copertura ≥ 80% Braided coverage ≥ 80%	A treccia - Copertura ≥ 85% Braided coverage ≥ 85%	A treccia - Copertura ≥ 85% Braided coverage ≥ 85%
Velocità di traslazione Traslation's speed	90 mt / min	90 mt / min	90 mt / min	90 mt / min	150 mt / min	90 mt / min	---	---
Accelerazione Acceleration	4 mt / seqq	4 mt / seqq	4 mt / seqq	5 mt / seqq	4 mt / seqq	4 mt / seqq	---	---

MASCHIO AX / MALE AX


Cod. AS-M8MAX05*****

MASCHIO RD / MALE RD


Cod. AS-M8MRD05*****


**TABELLA COLORI
COLOURS TABLE**

1	BN
2	WH
3	BU
4	BK
5	GY

CONFIGURAZIONI AGGIUNTIVE / MORE CONFIGURATIONS

Connettore schermato / Shielded Connector

H

COMPOSIZIONE CODICE CODE COMPOSITION	CONFIGURAZIONI AGGIUNTIVE MORE CONFIGURATIONS
Tipologia cavo (vedi cod. in tabella) Cable type (code like table) AX = Dritto / Straight RD = 90° AS-M8M**05050*	G = grafioplast H = connettore schermato shielded connector
lunghezza cavo cable length 001 = 10 cm 010 = 1 m 100 = 10 m	

MATERIALI

Portacontatto in ABS UL94 V0 autoestinguente. Contatto tornito in ottone dorato AU03 (maschio). Ghiera di tenuta meccanica in Ottone Nichelato. Corpo connettore in poliammide nero.

MATERIALS

Contact plug holder: self-extinguishing ABS UL94 V0. Turned contact: gold plating AU03 (male). Metal ring nut: nickel-plated brass. Body connector: black polyamide.


SPECIFICHE TECNICHE
TECHNICAL SPECIFICATIONS

SPECIFICHE TECNICHE	TECHNICAL SPECIFICATIONS
Normativa di riferimento	Reference standards IEC 61076-2-104
Corrente Nominale	Nominal Currents 3 A
Tensione Nominale	Nominal Voltage 30 V AC-DC
Grado di protezione	Protection Class IP67
Resistività di massa	Resistance ≤ 5mΩ
Temperatura di esercizio (connettore)	Working Temperature -20/+80°C Fix Install

5 CONDUTTORI / 5 WIRE

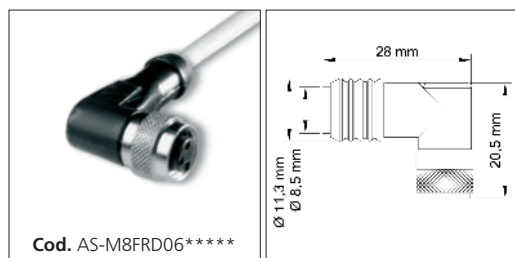
COD.	"C"	"CUY"	"CN"	"R"	"RN"	"CS"	"CSUY"	CSUN"
SPECIFICHE CAVO CABLE SPECIFICATIONS	CAVO PVC UL/CSA UL/CSA PVC CABLE	CAVO PVC UL/CSA UL/CSA PVC CABLE	CAVO PVC UL/CSA UL/CSA PUR CABLE	CAVO PUR UL/CSA UL/CSA PUR CABLE	CAVO PVC UL/CSA UL/CSA PUR CABLE	CAVO PVC SCHERMATO SHIELDED PVC CABLE	CAVO PVC SCHERMATO SHIELDED PVC CABLE	CAVO PVC SCHERMATO SHIELDED PVC CABLE
Sezioni Sections	5 x 24AWG (5 x 0.25) 80°C - 300 V	5 x 24AWG (5 x 0.25) 80°C - 300 V	5 x 24AWG (5 x 0.25) 80°C - 300 V	5 x 24AWG (5 x 0.25) 80°C - 300 V	5 x 24AWG (5 x 0.25) 80°C - 300 V	5 x 24AWG (5 x 0.25) ST 80°C - 300 V	5 x 24AWG (5 x 0.25) ST 80°C - 300 V	5 x 24AWG (5 x 0.25) ST 80°C - 300 V
Diametri Diameter	5 +/- 0.2	4.8 +/- 0.2	4.7 +/- 0.2	5 +/- 0.2	5 +/- 0.2	5.6 +/- 0.2	5.1 +/- 0.2	5.6 +/- 0.2
Conduttori Conductor	PVC classe 6 FLEX 19 x 0.13	PVC classe 6 FLEX 32 x 0.10	PVC classe 6 FLEX 32 x 0.10	PVC classe 6 FLEX 19 x 0.13	PVC classe 6 FLEX 42 x 0.10	PVC classe 6 FLEX 19 x 0.13	PVC FLEX 32 x 0.10	PVC classe 6 FLEX 19 x 0.13
Guaina Esterna Outer Jacket	PVC UL/CSA Oil resistant ISO 6722 STYLE 2464 Grey Ral 7035 Flam Test FT1	PVC UL/CSA Oil resistant UL 20167 STYLE 2464 Yellow RAL 1021 DESINA Flam Test FT1	PVC UL/CSA Oil resistant UL 1581 STYLE 2464 Black Flam Test FT1	PUR compound Oil resistant ISO 6722 STYLE 21441 Grey Ral 7035 Flam Test FT2	PUR UL/CSA Oil resistant UL 1581 STYLE 20549 Black Flam Test FT1	PVC UL/CSA Oil resistant ISO 6722 STYLE 2464 Grey Ral 7035 Flam Test FT1	PVC UL/CSA Oil resistant ISO 6722 STYLE 2464 Yellow Ral 1021 DESINA Flam Test FT1	PVC UL/CSA Oil resistant ISO 6722 STYLE 2464 Black Flam Test FT1
Normative di riferimento Reference standards								
Temperatura di esercizio Working temperature	-5 / +80°C Static App. +5 / +80°C Dynamic App.	-5 / +80°C Static App. +5 / +80°C Dynamic App.	-15 / +80°C Static App. +5 / +80°C Dynamic App.	-30 / +80°C Static App. -5 / +80°C Dynamic App.	-15 / +80°C Static App. -5 / +80°C Dynamic App.	-5 / +80°C Static App. +5 / +80°C Dynamic App.	-15 / +80°C Static App.	-5 / +80°C Static App.
Raggio di curvatura Bending radius	10 x Ø esterno	10 x Ø esterno	10 x Ø esterno	10 x Ø esterno	10 x Ø esterno	10 x Ø esterno	12 x Ø esterno	12 x Ø esterno
Schermatura Shield	---	---	---	---	---	A treccia - Copertura ≥ 80% Braided coverage ≥ 80%	A treccia - Copertura ≥ 85% Braided coverage ≥ 85%	A treccia - Copertura ≥ 85% Braided coverage ≥ 85%
Velocità di traslazione Traslation's speed	90 mt / min	90 mt / min	90 mt / min	90 mt / min	150 mt / min	90 mt / min	---	---
Accelerazione Acceleration	4 mt / seqq	4 mt / seqq	4 mt / seqq	5 mt / seqq	4 mt / seqq	4 mt / seqq	---	---

FEMMINA AX / FEMALE AX



Cod. AS-M8FAX06*****

FEMMINA RD / FEMALE RD



Cod. AS-M8FRD06*****

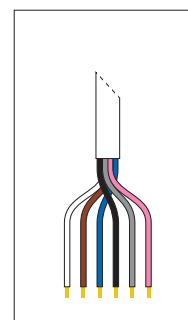


TABELLA COLORI COLOURS TABLE

1	BN
2	WH
3	BU
4	BK
5	GY
6	PK

CONFIGURAZIONI AGGIUNTIVE / MORE CONFIGURATIONS

Connettore schermato / Shielded Connector

H

**COMPOSIZIONE CODICE
CODE COMPOSITION**

AX = Dritto / Straight
RD = 90°

Tipologia cavo (vedi cod. in tabella)
Cable type (code like table)

AS-M8F**06050*

lunghezza cavo cable length
001 = 10 cm
010 = 1 m
100 = 10 m

**CONFIGURAZIONI AGGIUNTIVE
MORE CONFIGURATIONS**

G = grafoplast
H = connettore schermato shielded connector

MATERIALI

Portacontatto in ABS UL94 V0 autoestinguente. Contatto stampato in bronzo fosforoso e doratura gold flash (femmina). Ghiera di tenuta meccanica in Ottone Nichelato. Corpo connettore in poliammide nero. O-ring di tenuta in NBR (femmina).


MATERIALS

Contact plug holder: self-extinguishing ABS UL94 V0. Contact: phosphorouse bronze with gold flash (female). Metal ring nut: nickel-plated brass. Body connector: black polyamide. O-ring: NBR (female).

SPECIFICHE TECNICHE	TECHNICAL SPECIFICATIONS	
Normativa di riferimento	Reference standards	IEC 61076-2-104
Corrente Nominale	Nominal Currents	1,5 A
Tensione Nominale	Nominal Voltage	30 V AC-DC
Grado di protezione	Protection Class	IP67
Resistività di massa	Resistance	≤ 5mΩ
Temperatura di esercizio (connettore)	Working Temperature	-20/+80°C Fix Install

6 CONDUTTORI / 6 WIRE

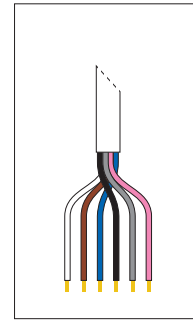
COD.	"CN"	"RN"
SPECIFICHE CAVO CABLE SPECIFICATIONS	CAVO PVC UL/CSA UL/CSA PVC CABLE	CAVO PUR UL/CSA UL/CSA PUR CABLE
Sezioni Sections	6 x 26AWG (6 x 0.14) 80° - 300 V	6 x 26AWG (6 x 0.14) 80°C - 300 V
Diametri Diameter	4.6 +/- 0.2	4.7 +/- 0.2
Conduttori Conductor	PVC classe 6 FLEX	PVC classe 6 FLEX
Guaina Esterna Outer Jacket	PVC UL/CSA Oil resistant UL 1581 STYLE 2464 Black Flam Test FT1	PUR Compound Oil resistant ISO 6722 STYLE 20549 Black - RAL9005 Flam Test FT2
Normative di riferimento Reference standards		
Temperatura di esercizio Working temperature	-5 / +80°C Static App. +5 / +80°C Dynamic App.	-30 / +80°C Static App. -5 / +80°C Dynamic App.
Raggio di curvatura Bending radius	10 x Ø esterno	10 x Ø esterno
Schermatura Shield	---	---
Velocità di traslazione Traslation's speed	90 mt / min	150 mt / min
Accelerazione Acceleration	5 mt / secq	4 mt / secq

MASCHIO AX / MALE AX


Cod. AS-M8MAX06****

MASCHIO RD / MALE RD


Cod. AS-M8MRD06****


**TABELLA COLORI
COLOURS TABLE**

1	BN
2	WH
3	BU
4	BK
6	GY
7	PK

CONFIGURAZIONI AGGIUNTIVE / MORE CONFIGURATIONS

 Connettore schermato / *Shielded Connector*
H

COMPOSIZIONE CODICE CODE COMPOSITION	CONFIGURAZIONI AGGIUNTIVE MORE CONFIGURATIONS
Tipologia cavo (vedi cod. in tabella) Cable type (code like table) AX = Dritto / Straight RD = 90°	G = grafoplast H = connettore schermato shielded connector
AS-M8M**06050*	**/*
lunghezza cavo cable length 001 = 10 cm 010 = 1 m 100 = 10 m	

MATERIALI

Portacontatto in ABS UL94 V0 autoestinguente. Contatto tornito in ottone dorato AU03 (maschio). Ghiera di tenuta meccanica in Ottone Nichelato. Corpo connettore in poliammide nero.

MATERIALS


Contact plug holder: self-extinguishing ABS UL94 V0. Turned contact: gold plating AU03 (male). Metal ring nut: nickel-plated brass. Body connector: black polyamide.

SPECIFICHE TECNICHE	TECHNICAL SPECIFICATIONS	
Normativa di riferimento	Reference standards	IEC 61076-2-104
Corrente Nominale	Nominal Currents	1,5 A
Tensione Nominale	Nominal Voltage	30 V AC-DC
Grado di protezione	Protection Class	IP67
Resistività di massa	Resistance	≤ 5mΩ
Temperatura di esercizio (connettore)	Working Temperature	-20/+80°C Fix Install

6 CONDUTTORI / 6 WIRE

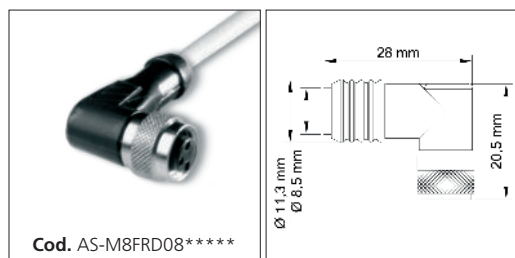
COD.	"CN"	"RN"
SPECIFICHE CAVO CABLE SPECIFICATIONS	CAVO PVC UL/CSA UL/CSA PVC CABLE	CAVO PUR UL/CSA UL/CSA PUR CABLE
Sezioni Sections	6 x 26AWG (6 x 0.14) 80° - 300 V	6 x 26AWG (6 x 0.14) 80°C - 300 V
Diametri Diameter	4.6 +/- 0.2	4.7 +/- 0.2
Conduttori Conductor	PVC classe 6 FLEX	PVC classe 6 FLEX
Guaina Esterna Outer Jacket	PVC UL/CSA Oil resistant UL 1581 STYLE 2464 Black Flam Test FT1	PUR Compound Oil resistant ISO 6722 STYLE 20549 Black - RAL9005 Flam Test FT2
Normative di riferimento Reference standards		
Temperatura di esercizio Working temperature	-5 / +80°C Static App. +5 / +80°C Dynamic App.	-30 / +80°C Static App. -5 / +80°C Dynamic App.
Raggio di curvatura Bending radius	10 x Ø esterno	10 x Ø esterno
Schermatura Shield	---	---
Velocità di traslazione Traslation's speed	90 mt / min	150 mt / min
Accelerazione Acceleration	5 mt / secq	4 mt / secq

FEMMINA AX / FEMALE AX



Cod. AS-M8FAX08*****

FEMMINA RD / FEMALE RD



Cod. AS-M8FRD08*****



TABELLA COLORI
COLOURS TABLE

1	WH
2	BN
3	GN
4	YE
5	GY
6	PK
7	BU
8	RD



CONFIGURAZIONI AGGIUNTIVE / MORE CONFIGURATIONS

Connettore schermato / Shielded Connector

H

COMPOSIZIONE CODICE
CODE COMPOSITION

Tipologia cavo (vedi cod. in tabella)
Cable type (code like table)

AX = Dritto / Straight
RD = 90°

AS-M8F08050***

lunghezza cavo
cable length
001 = 10 cm
010 = 1 m
100 = 10 m

CONFIGURAZIONI AGGIUNTIVE
MORE CONFIGURATIONS

G = grafoplast
H = connettore schermato
shielded connector

MATERIALI

Portacontatto in ABS UL94 V0 autoestinguente. Contatto stampato in bronzo fosforoso e doratura gold flash (femmina). Ghiera di tenuta meccanica in Ottone Nichelato. Corpo connettore in poliammide nero. O-ring di tenuta in NBR (femmina).


MATERIALS

Contact plug holder: self-extinguishing ABS UL94 V0. Contact: phosphorouse bronze with gold flash (female). Metal ring nut: nickel-plated brass. Body connector: black polyamide. O-ring: NBR (female).

SPECIFICHE TECNICHE	TECHNICAL SPECIFICATIONS	
Normativa di riferimento	Reference standards	IEC 61076-2-104
Corrente Nominale	Nominal Currents	1,5 A
Tensione Nominale	Nominal Voltage	30 V AC-DC
Grado di protezione	Protection Class	IP67
Resistività di massa	Resistance	≤ 5mΩ
Temperatura di esercizio (connettore)	Working Temperature	-20/+80°C Fix Install

8 CONDUTTORI / 8 WIRE

COD.	"CUY"	"RUY"	"RN"
SPECIFICHE CAVO CABLE SPECIFICATIONS	CAVO PVC/UL/CSA UL/CSA PVC CABLE	CAVO PUR UL/CSA UL/CSA PUR CABLE	CAVO PUR UL/CSA UL/CSA PUR CABLE
Sezioni Sections	8 x 26AWG (8 x 0.14) 80° - 300 V	8 x 26AWG (8 x 0.14) 80° - 300 V	8 x 26AWG (8 x 0.14) 80° - 300 V
Diametri Diameter	4.8 +/- 0.2	5.5 +/- 0.2	5.5 +/- 0.2
Conduttori Conductor	PVC FLEX 32 x 0.10	PVC classe 6 FLEX 32 x 0.10	PVC classe 6 FLEX 19 x 0.13
Guaina Esterna Outer Jacket	PVC UL/CSA Oil resistant UL 1581 STYLE 2464 Yellow RAL 1021 DESINA Flam Test	PUR UL/CSA STYLE 20233 Yellow RAL 1021 DESINA Flam Test FT1	PUR Compound Oil resistant ISO 6722 STYLE 20549 Black - RAL9005 Flam Test FT2
Normative di riferimento Reference standards			
Temperatura di esercizio Working temperature	-5 / +80°C Static App. +5 / +80°C Dynamic App.	-15 / +80°C Static App. +5 / +80°C Dynamic App.	-30 / +80°C Static App. -5 / +80°C Dynamic App.
Raggio di curvatura Bending radius	10 x Ø esterno	10 x Ø esterno	10 x Ø esterno
Schermatura Shield	---	---	---
Velocità di traslazione Traslation's speed	90 mt / min	---	150 mt / min
Accelerazione Acceleration	4 mt / secq	---	4 mt / secq

MASCHIO AX / MALE AX


Cod. AS-M8MAX08*****

MASCHIO RD / MALE RD


Cod. AS-M8MRD08*****


**TABELLA COLORI
COLOURS TABLE**

1	WH
2	BN
3	GN
4	YE
5	GY
6	PK
7	BU
8	RD


CONFIGURAZIONI AGGIUNTIVE / MORE CONFIGURATIONS

 Connettore schermato / *Shielded Connector*
H
**COMPOSIZIONE CODICE
CODE COMPOSITION**

Tipologia cavo (vedi cod. in tabella)
 Cable type (code like table)
 AX = Dritto / Straight
 RD = 90°
 AS-M8F**08050*

lunghezza cavo
 cable length
 001 = 10 cm
 010 = 1 m
 100 = 10 m

**CONFIGURAZIONI AGGIUNTIVE
MORE CONFIGURATIONS**

****/***
 H = connettore schermato
 shielded connector

MATERIALI

Portacontatto in ABS UL94 V0 autoestinguente. Contatto tornito in ottone dorato AU03 (maschio). Ghiera di tenuta meccanica in Ottone Nichelato. Corpo connettore in poliammide nero.

MATERIALS

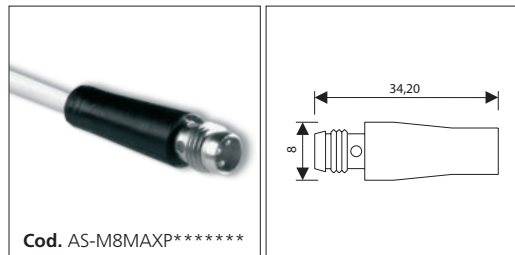
Contact plug holder: self-extinguishing ABS UL94 V0. Turned contact: gold plating AU03 (male). Metal ring nut: nickel-plated brass. Body connector: black polyamide.

SPECIFICHE TECNICHE	TECHNICAL SPECIFICATIONS	
Normativa di riferimento	Reference standards	IEC 61076-2-104
Corrente Nominale	Nominal Currents	1,5 A
Tensione Nominale	Nominal Voltage	30 V AC-DC
Grado di protezione	Protection Class	IP67
Resistività di massa	Resistance	≤ 5mΩ
Temperatura di esercizio (connettore)	Working Temperature	-20/+80°C Fix Install

8 CONDUTTORI / 8 WIRE

COD.	"CUY"	"RUY"	"RN"
SPECIFICHE CAVO CABLE SPECIFICATIONS	CAVO PVC/ULCSA ULCSA PVC CABLE	CAVO PUR ULCSA ULCSA PUR CABLE	CAVO PUR ULCSA ULCSA PUR CABLE
Sezioni Sections	8 x 26AWG (8 x 0.14) 80° - 300 V	8 x 26AWG (8 x 0.14) 80° - 300 V	8 x 26AWG (8 x 0.14) 80° - 300 V
Diametri Diameter	4.8 +/- 0.2	5.5 +/- 0.2	5.5 +/- 0.2
Conduttori Conductor	PVC FLEX 32 x 0.10	PVC classe 6 FLEX 32 x 0.10	PVC classe 6 FLEX 19 x 0.13
Guaina Esterna Outer Jacket	PVC ULCSA Oil resistant UL 1581 STYLE 2464 Yellow RAL 1021 DESINA Flam Test	PUR ULCSA STYLE 20233 Yellow RAL 1021 DESINA Flam Test FT1	PUR Compound Oil resistant ISO 6722 STYLE 20549 Black - RAL9005 Flam Test FT2
Normative di riferimento Reference standards			
Temperatura di esercizio Working temperature	-5 / +80°C Static App. +5 / +80°C Dynamic App.	-15 / +80°C Static App. +5 / +80°C Dynamic App.	-30 / +80°C Static App. -5 / +80°C Dynamic App.
Raggio di curvatura Bending radius	10 x Ø esterno	10 x Ø esterno	10 x Ø esterno
Schematura Shield	---	---	---
Velocità di traslazione Traslation's speed	90 mt / min	---	150 mt / min
Accelerazione Acceleration	4 mt / secq	---	4 mt / secq

MASCHIO / MALE



Cod. AS-M8MAXP*****

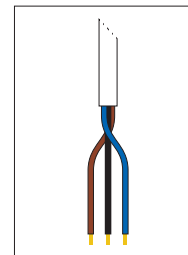


TABELLA COLORI COLOURS TABLE

1	BN
3	BU
4	BK

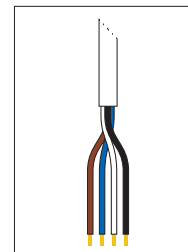


TABELLA COLORI COLOURS TABLE

1	BN
2	WH
3	BU
4	BK

**COMPOSIZIONE CODICE
CODE COMPOSITION**

AS-M8MAXP**050*/*

Tipologia cavo (vedi cod. in tabella)
Cable type (code like table)

03 = 3 pins
04 = 4 pins

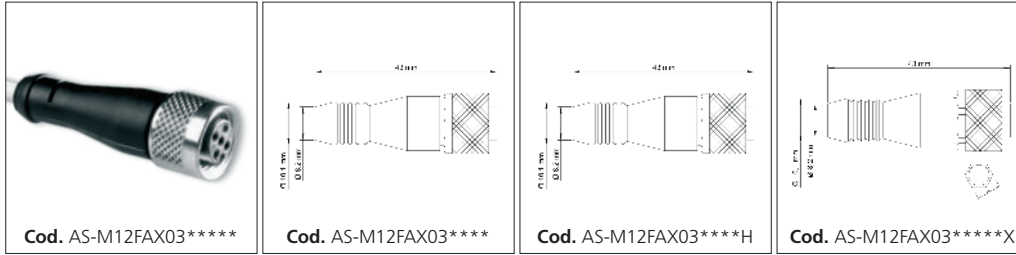
lunghezza cavo
Cable length

001 = 10 cm
010 = 1 m
100 = 10 m

G = grafoplast

MATERIALI	SPECIFICHE TECNICHE	TECHNICAL SPECIFICATIONS	3 POLI / 3 PINS	4 POLI / 4 PINS
Portacontatto in ABS UL94 V0 autoestinguente. Contatto tornito in ottone dorato AU03. Ghiera di tenuta meccanica in Ottone Nichelato. Corpo connettore in poliammide nero.	Normativa di riferimento	Reference standards	IEC 61076-2-104	IEC 61076-2-104
	Corrente Nominale	Nominal Currents	3 A	3 A
	Tensione Nominale	Nominal Voltage	60 V AC-DC	30 V AC-DC
	Grado di protezione	Protection Class	IP67	IP67
	Resistività di massa	Resistance	≤ 5mΩ	≤ 5mΩ
	Temperatura di esercizio (connettore)	Working Temperature	-20/+80°C Fix Install	-20/+80°C Fix Install

COD.	C	CN	CUN	R	RN	RUN	CS	RS
SPECIFICHE CAVO CABLE SPECIFICATIONS	CAVO PVC UL/CSA UL/CSA PVC CABLE	CAVO PVC UL/CSA UL/CSA PVC CABLE	CAVO PVC UL/CSA UL/CSA PVC CABLE	CAVO PUR UL/CSA UL/CSA PUR CABLE	CAVO PUR UL/CSA UL/CSA PUR CABLE	CAVO PUR UL/CSA UL/CSA PUR CABLE	CAVO PVC SCHERMATO PVC SHIELDED CABLE	CAVO PUR SCHERMATO PUR SHIELDED CABLE
Sezioni Sections	3 x 24AWG (3 x 0.35) 4 x 24AWG (4 x 0.25)	3 x 22AWG (3 x 0.35) 4 x 24AWG (4 x 0.25)	4 x 22AWG (4 x 0.35)	3 x 22AWG (3 x 0.35) 4 x 24AWG (4 x 0.25)	3 x 22AWG (3 x 0.35) 4 x 24AWG (4 x 0.25)	4 x 24AWG (4 x 0.25)	3 x 22AWG (3 x 0.35) ST 4 x 24AWG (4 x 0.25) ST	3 x 22AWG (3 x 0.35) ST 4 x 24AWG (4 x 0.25) ST
Diametri Diameter	4.7 +/- 0.2 4.6 +/- 0.2	4.5 +/- 0.2 4.6 +/- 0.2	4.8 +/- 0.2	4.5 +/- 0.2 4.6 +/- 0.2	4.7 +/- 0.2 4.6 +/- 0.2	4.9 +/- 0.2	4.8 +/- 0.2 4.6 +/- 0.2	4.8 +/- 0.2 4.8 +/- 0.2
Conduttori Conductor	PVC classe 6 FLEX 32 x 0.10	PVC classe 6 FLEX 42 x 0.10	PVC classe 6 FLEX 19 x 0.15	PVC classe 6 FLEX 19 x 0.13	PVC classe 6 FLEX 42 x 0.10	PVC classe 6 FLEX 19 x 0.15	PVC classe 6 FLEX 19 x 0.13	PVC classe 6 FLEX 19 x 0.15
Guaina Esterna Outer Jacket	PVC UL/CSA Oil Resistant UL 1581 STYLE 2464 Grey Ral 7035 Flame Test FT1	PVC UL/CSA Oil Resistant UL 1581 STYLE 2464 Black Flame Test FT1	PVC UL/CSA Oil Resistant ISO 6722 STYLE 2464 Black Flame Test FT1	PUR compound Oil resistant ISO 6722 STYLE 20549 Grey Ral 7035 Flame Test FT1	PUR compound Oil resistant ISO 6722 STYLE 21441 Black Flame Test FT2	PUR UL/CSA Oil resistant ISO 6722 STYLE 21441 Black Flame Test FT2	PVC UL/CSA Oil resistant ISO 6722 STYLE 2464 Grey Ral 7035 Flame Test FT1	PUR Compound Oil resistant ISO 6722 STYLE 21441 Grey Ral 7035 Flame Test FT1
Normative di riferimento Reference standards								
Temperatura di esercizio Working temperature	-15 / +80°C Static App. +5 / +80°C Dynamic App.	-5 / +80°C Static App. +5 / +80°C Dynamic App.	-5 / +80°C Static App. +5 / +80°C Dynamic App.	-15 / +80°C Static App. -5 / +80°C Dynamic App.	-15 / +80°C Static App. -5 / +80°C Dynamic App.	-30 / +80°C Static App. -5 / +80°C Dynamic App.	-5 / +80°C Static App.	-15 / +80°C Static App. -5 / +80°C Dynamic App.
Raggio di curvatura Bending radius	10 x Ø esterno	10 x Ø esterno	10 x Ø esterno	10 x Ø esterno	10 x Ø esterno	10 x Ø esterno	10 x Ø esterno	10 x Ø esterno
Schermatura Shield	---	---	---	---	---	---	A treccia - Copertura ≥ 80% Braided coverage ≥ 80%	A treccia - Copertura ≥ 80% Braided coverage ≥ 80%
Velocità di traslazione Traslacion's speed	90 mt / min	90 mt / min	120 mt / min	150 mt / min	150 mt / min	200 mt / min	---	40 mt / min
Accelerazione Acceleration	4 mt / secq	4 mt / secq	4 mt / secq	4 mt / secq	4 mt / secq	30 mt / secq	---	4 mt / secq

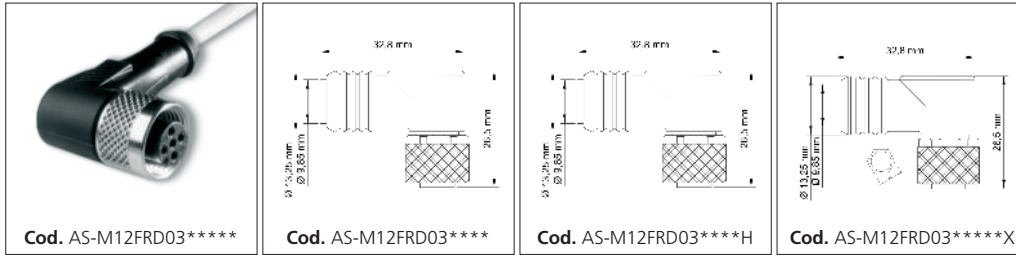
FEMMINA AX / FEMALE AX


Cod. AS-M12FAX03*****

Cod. AS-M12FAX03*****

Cod. AS-M12FAX03*****H

Cod. AS-M12FAX03*****X

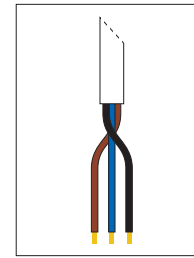
FEMMINA RD / FEMALE RD


Cod. AS-M12FRD03*****

Cod. AS-M12FRD03*****

Cod. AS-M12FRD03*****H

Cod. AS-M12FRD03*****X


**TABELLA COLORI
COLOURS TABLE**

1	BN
3	BU
4	BK

CONFIGURAZIONI AGGIUNTIVE / MORE CONFIGURATIONS

Ghiera Inox AISI 304 / <i>Inox AISI 304 Ring Nut</i>	min. 50 pcs	X
Connettore schermato / <i>Shielded Connector</i>		H

MATERIALI

Portacontatto in ABS UL94 V0 autoestinguente. Contatto stampato in bronzo fosforoso e doratura gold flash (femmina). Ghiera di tenuta meccanica in Ottone Nichelato. Corpo connettore in poliammide nero. O-ring di tenuta in Viton (femmina).

MATERIALS

Contact plug holder: self-extinguishing ABS UL94 V0. Contact: phosphorouse bronze with gold flash (female). Metal ring nut: nickel-plated brass. Body connector: black polyamide. O-ring: Viton (female).

COMPOSIZIONE CODICE CODE COMPOSITON	CONFIGURAZIONI AGGIUNTIVE MORE CONFIGURATIONS
Tipologia cavo (vedi cod. in tabella) RD = 90° AX = Dritto / Straight Cable type (code like table)	G = grafioplast H = connettore schermato shielded connector X = ghiera inox / inox ring nut HX = connettore schermato e ghiera inox shielded connector and inox ring nut
AS-M12F**03050* lunghezza cavo cable length 001 = 10cm 010 = 1 m 100 = 10 m	

SPECIFICHE TECNICHE
TECHNICAL SPECIFICATIONS

Normativa di riferimento	Reference standards	IEC 61076-2-101
Corrente Nominale	Nominal Currents	4 A
Tensione Nominale	Nominal Voltage	250 V AC-DC
Grado di protezione	Protection Class	IP67
Resistività di massa	Resistance	≤ 5mΩ
Temperatura di esercizio (connettore)	Working Temperature	-20/+80°C Fix Install

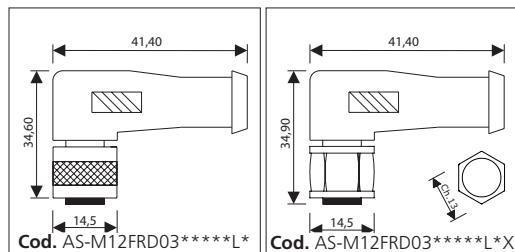
3 CONDUTTORI / 3 WIRE

COD.	"C"	"CN"	"R"	"RN"	"CS"	"RS"
SPECIFICHE CAVO CABLE SPECIFICATIONS	CAVO PVC UL/CSA UL/CSA PVC CABLE	CAVO PVC UL/CSA UL/CSA PVC CABLE	CAVO PUR UL/CSA UL/CSA PUR CABLE	CAVO PUR UL/CSA UL/CSA PUR CABLE	CAVO PVC SCHERMATO PVC SHIELDED CABLE	CAVO PUR SCHERMATO PUR SHIELDED CABLE
Sezioni Sections	3 x 22AWG (3 x 0.35) 80° - 300 V	3 x 22AWG (3 x 0.35) 80° - 300 V	3 x 22AWG (3 x 0.35) 80° - 300 V	3 x 22AWG (3 x 0.35) 80° - 300 V	3 x 22AWG (3 x 0.35) ST 80° - 300 V	3 x 22AWG (3 x 0.35) ST 80° - 300 V
Diametri Diameter	4.7 +/- 0.2	4.5 +/- 0.2	4.5 +/- 0.2	4.5 +/- 0.2	4.8 +/- 0.2	4.8 +/- 0.2
Conduttori Conductor	PVC classe 6 FLEX 32 x 0.10	PVC classe 6 FLEX 19 x 0.15	PVC classe 6 FLEX 19 x 0.15	PVC classe 6 FLEX 19 x 0.15	PVC classe 6 FLEX 19 x 0.15	PVC classe 6 FLEX 19 x 0.15
Guaina Esterna Outer Jacket	PVC UL/CSA Oil Resistant UL 1581 STYLE 2464 Grey Ral 7035 Flam Test FT1	PVC UL/CSA Oil Resistant ISO 6722 STYLE 2464 Black RAL 9005 Flame Test FT1	PUR compound Oil resistant ISO 6722 STYLE 21441 Grey Ral 7035 Flam Test FT2	PUR compound Oil resistant ISO 6722 STYLE 21441 Black Flam Test FT2	PVC UL/CSA Oil resistant ISO 6722 STYLE 2464 Grey Ral 7035 Flam Test FT1	PUR Compound Oil resistant ISO 6722 STYLE 21441 Grey Ral 7035 Flam Test FT2
Normative di riferimento Reference standards						
Temperatura di esercizio Working temperature	-15 / +80°C Static App. +5/ +80°C Dynamic App.	-5 / +80°C Static App. +5/ +80°C Dynamic App.	-30 / +80°C Static App. -5/ +80°C Dynamic App.	-30 / +80°C Static App. -5/ +80°C Dynamic App.	-5 / +80°C Static App.	-30 / +80°C Static App. -5/ +80°C Dynamic App.
Raggio di curvatura Bending radius	10 x Ø esterno	10 x Ø esterno	10 x Ø esterno	10 x Ø esterno	10 x Ø esterno	10 x Ø esterno
Schermatura Shield	---	---	---	---	A treccia - Copertura ≥ 80% Braided coverage ≥ 80%	A treccia - Copertura ≥ 80% Braided coverage ≥ 80%
Velocità di traslazione Traslation's speed	90 mt / min	90 mt / min	120 mt / min	120 mt / min	---	---
Accelerazione Acceleration	4 mt / secq	4 mt / secq	5 mt / secq	5 mt / secq	---	5 mt / secq

FEMMINA 3 POLI / FEMALE 3 PINS



Cod. AS-M12FRD03*****L*



Cod. AS-M12FRD03*****L*

Cod. AS-M12FRD03*****L*X

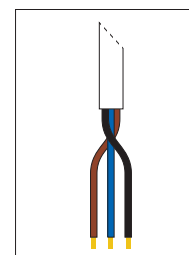
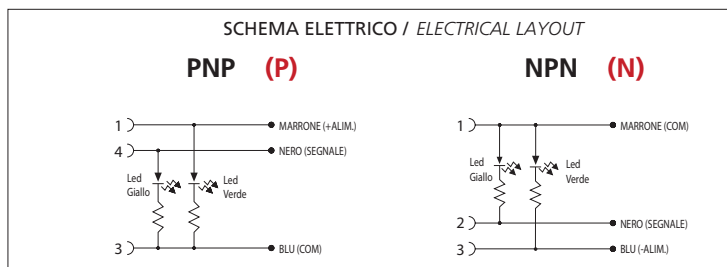


TABELLA COLORI
COLOURS TABLE

1	BN
3	BU
4	BK



CONFIGURAZIONI AGGIUNTIVE / MORE CONFIGURATIONS

Ghiera Inox AISI 304 / Inox AISI 304 Ring Nut min. 50 pcs **X**

MATERIALI

Portacontatto in ABS UL94 V0 autoestinguente. Contatto stampato in bronzo fosforoso e doratura gold flash (femmina). Ghiera di tenuta meccanica in Ottone Nichelato. Corpo connettore in TPU trasparente. O-ring di tenuta in Viton (femmina).

MATERIALS

Contact plug holder: self-extinguishing ABS UL94 V0. Contact: phosphorouse bronze with gold flash (female). Metal ring nut: nickel-plated brass. Body trasparent TPU. Body connector: black polyamide. O-ring: Viton (female).

3 CONDUTTORI / 3 WIRE

COD.	"C"	"CN"	"R"	"RN"	"CS"	"RS"
SPECIFICHE CAVO CABLE SPECIFICATIONS	CAVO PVC UL/CSA UL/CSA PVC CABLE	CAVO PVC UL/CSA UL/CSA PVC CABLE	CAVO PUR UL/CSA UL/CSA PUR CABLE	CAVO PUR UL/CSA UL/CSA PUR CABLE	CAVO PVC SCHERMATO PVC SHIELDED CABLE	CAVO PUR SCHERMATO PUR SHIELDED CABLE
Sezioni Sections	3 x 22AWG (3 x 0.35) 80° - 300 V	3 x 22AWG (3 x 0.35) 80° - 300 V	3 x 22AWG (3 x 0.35) 80° - 300 V	3 x 22AWG (3 x 0.35) 80° - 300 V	3 x 22AWG (3 x 0.35) ST 80° - 300 V	3 x 22AWG (3 x 0.35) ST 80° - 300 V
Diametri Diameter	4.7 +/- 0.2	4.5 +/- 0.2	4.5 +/- 0.2	4.5 +/- 0.2	4.8 +/- 0.2	4.8 +/- 0.2
Conduttori Conductor	PVC classe 6 FLEX 32 x 0.10	PVC classe 6 FLEX 19 x 0.15	PVC classe 6 FLEX 19 x 0.15	PVC classe 6 FLEX 19 x 0.15	PVC classe 6 FLEX 19 x 0.15	PVC classe 6 FLEX 19 x 0.15
Guaina Esterna Outer Jacket	PVC UL/CSA Oil Resistant UL 1581 STYLE 2464 Grey Ral 7035 Flam Test FT1	PVC UL/CSA Oil Resistant ISO 6722 STYLE 2464 Black RAL 9005 Flame Test FT1	PUR compound Oil resistant ISO 6722 STYLE 21441 Grey Ral 7035 Flam Test FT2	PUR compound Oil resistant ISO 6722 STYLE 21441 Black Flam Test FT2	PVC UL/CSA Oil resistant ISO 6722 STYLE 2464 Grey Ral 7035 Flam Test FT1	PUR Compound Oil resistant ISO 6722 STYLE 21441 Grey Ral 7035 Flam Test FT2
Normative di riferimento Reference standards						
Temperatura di esercizio Working temperature	-15 / +80°C Static App. +5 / +80°C Dynamic App.	-5 / +80°C Static App. +5 / +80°C Dynamic App.	-30 / +80°C Static App. -5 / +80°C Dynamic App.	-30 / +80°C Static App. -5 / +80°C Dynamic App.	-5 / +80°C Static App.	-30 / +80°C Static App. -5 / +80°C Dynamic App.
Raggio di curvatura Bending radius	10 x Ø esterno	10 x Ø esterno	10 x Ø esterno	10 x Ø esterno	10 x Ø esterno	10 x Ø esterno
Schermatura Shield	---	---	---	---	A treccia - Copertura ≥ 80% Braided coverage ≥ 80%	A treccia - Copertura ≥ 80% Braided coverage ≥ 80%
Velocità di traslazione Traslation's speed	90 mt / min	90 mt / min	120 mt / min	120 mt / min	---	---
Accelerazione Acceleration	4 mt / seqq	4 mt / seqq	5 mt / seqq	5 mt / seqq	---	5 mt / seqq

COMPOSIZIONE CODICE
CODE COMPOSITION

Tipologia cavo
(vedi cod. in tabella)
Cable type
(code like table)

AS-M12FRD03050*L* **/*

lunghezza cavo
cable lenght
001 = 10cm
010 = 1 m
100 = 10 m

P = PNP
N = NPN

X = ghiera inox / inox ring nut

CONFIGURAZIONI AGGIUNTIVE
MORE CONFIGURATIONS

G = grafoplast

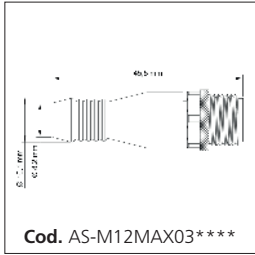
SPECIFICHE TECNICHE TECHNICAL SPECIFICATIONS

Normativa di riferimento	Reference standards	IEC 61076-2-101
Corrente Nominale	Nominal Currents	4 A
Tensione Nominale	Nominal Voltage	10-30 V AC-DC
Grado di protezione	Protection Class	IP67
Resistività di massa	Resistance	≤ 5mΩ
Temperatura di esercizio (connettore)	Working Temperature	-20/+80°C Fix Install

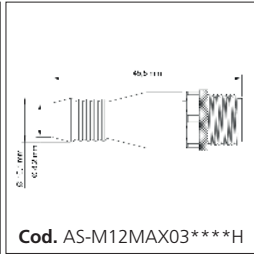
MASCHIO AX / MALE AX



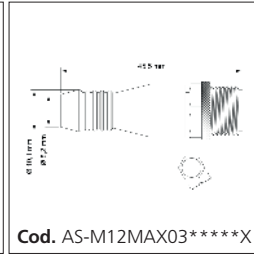
Cod. AS-M12MAX03****



Cod. AS-M12MAX03****



Cod. AS-M12MAX03****H

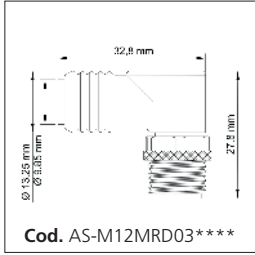


Cod. AS-M12MAX03****X

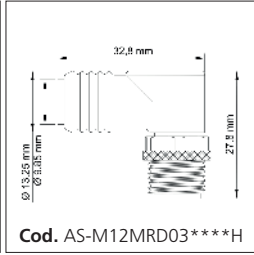
MASCHIO RD / MALE RD



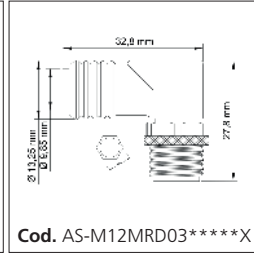
Cod. AS-M12MRD03****



Cod. AS-M12MRD03****



Cod. AS-M12MRD03****H



Cod. AS-M12MRD03****X

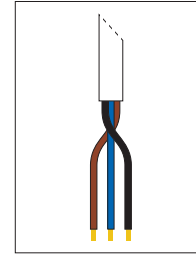


TABELLA COLORI COLOURS TABLE

1	BN
3	BU
4	BK

CONFIGURAZIONI AGGIUNTIVE / MORE CONFIGURATIONS

Ghiera Inox AISI 304 / <i>Inox AISI 304 Ring Nut</i>	min. 50 pcs	X
Connettore schermato / <i>Shielded Connector</i>		H

MATERIALI

Portacontatto in ABS UL94 V0 autoestinguente. Contatto tornito in ottone dorato AU03 (maschio). Ghiera di tenuta meccanica in Ottone Nichelato. Corpo connettore in poliammide nero.

MATERIALS

Contact plug holder: self-extinguishing ABS UL94 V0. Turned contact: gold plating AU03 (male). Metal ring nut: nickel-plated brass. Body connector: black polyamide.

**COMPOSIZIONE CODICE
CODE COMPOSITION**

AX = Dritto / Straight
RD = 90°

Tipologia cavo (vedi cod. in tabella)
Cable type (code like table)

AS-M12M**03050*

lunghezza cavo
cable length
001 = 10 cm
010 = 1 m
100 = 10 m

**CONFIGURAZIONI AGGIUNTIVE
MORE CONFIGURATIONS**

G = grafoplast

H = connettore schermato
shielded connector
X = ghiera inox / *inox ring nut*
HX = connettore schermato e ghiera inox
shielded connector and *inox ring nut*

SPECIFICHE TECNICHE

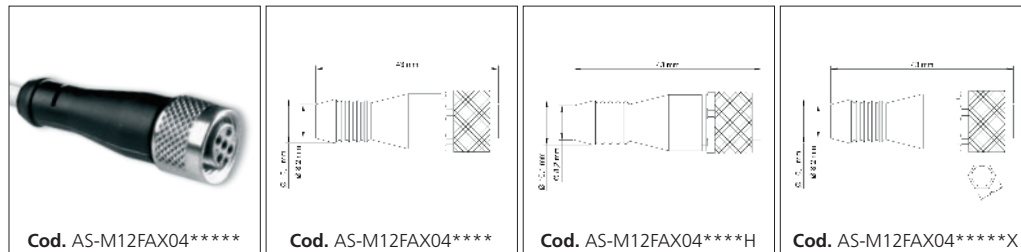
Normativa di riferimento	Reference standards	IEC 61076-2-101
Corrente Nominale	Nominal Currents	4 A
Tensione Nominale	Nominal Voltage	250 V AC-DC
Grado di protezione	Protection Class	IP67
Resistività di massa	Resistance	≤ 5mΩ
Temperatura di esercizio (connettore)	Working Temperature	-20/+80°C Fix Install

TECHNICAL SPECIFICATIONS

3 CONDUTTORI / 3 WIRE

COD.	"C"	"CN"	"R"	"RN"	"CS"	"RS"
SPECIFICHE CAVO CABLE SPECIFICATIONS	CAVO PVC UL/CSA UL/CSA PVC CABLE	CAVO PVC UL/CSA UL/CSA PVC CABLE	CAVO PUR UL/CSA UL/CSA PUR CABLE	CAVO PUR UL/CSA UL/CSA PUR CABLE	CAVO PVC SCHERMATO PVC SHIELDED CABLE	CAVO PUR SCHERMATO PUR SHIELDED CABLE
Sezioni Sections	3 x 22AWG (3 x 0.35) 80° - 300 V	3 x 22AWG (3 x 0.35) 80° - 300 V	3 x 22AWG (3 x 0.35) 80° - 300 V	3 x 22AWG (3 x 0.35) 80° - 300 V	3 x 22AWG (3 x 0.35) ST 80° - 300 V	3 x 22AWG (3 x 0.35) ST 80° - 300 V
Diametri Diameter	4.7 +/- 0.2	4.5 +/- 0.2	4.5 +/- 0.2	4.5 +/- 0.2	4.8 +/- 0.2	4.8 +/- 0.2
Conduttori Conductor	PVC classe 6 FLEX 32 x 0.10	PVC classe 6 FLEX 19 x 0.15	PVC classe 6 FLEX 19 x 0.15	PVC classe 6 FLEX 19 x 0.15	PVC classe 6 FLEX 19 x 0.15	PVC classe 6 FLEX 19 x 0.15
Guaina Esterna Outer Jacket	PVC UL/CSA Oil Resistant UL 1581 STYLE 2464 Grey Ral 7035 Flam Test FT1	PVC UL/CSA Oil Resistant ISO 6722 STYLE 2464 Black RAL 9005 Flame Test FT1	PUR compound Oil resistant ISO 6722 STYLE 21441 Grey Ral 7035 Flam Test FT2	PUR compound Oil resistant ISO 6722 STYLE 21441 Black Flam Test FT2	PVC UL/CSA Oil resistant ISO 6722 STYLE 2464 Grey Ral 7035 Flam Test FT1	PUR Compound Oil resistant ISO 6722 STYLE 21441 Grey Ral 7035 Flam Test FT2
Normative di riferimento Reference standards						
Temperatura di esercizio Working temperature	-15 / +80°C Static App. +5 / +80°C Dynamic App.	-5 / +80°C Static App. +5 / +80°C Dynamic App.	-30 / +80°C Static App. -5 / +80°C Dynamic App.	-30 / +80°C Static App. -5 / +80°C Dynamic App.	-5 / +80°C Static App.	-30 / +80°C Static App. -5 / +80°C Dynamic App.
Raggio di curvatura Bending radius	10 x Ø esterno	10 x Ø esterno	10 x Ø esterno	10 x Ø esterno	10 x Ø esterno	10 x Ø esterno
Schermatura Shield	---	---	---	---	A treccia - Copertura ≥ 80% Braided coverage ≥ 80%	A treccia - Copertura ≥ 80% Braided coverage ≥ 80%
Velocità di traslazione Traslation's speed	90 mt / min	90 mt / min	120 mt / min	120 mt / min	---	---
Accelerazione Acceleration	4 mt / secq	4 mt / secq	5 mt / secq	5 mt / secq	---	5 mt / secq

FEMMINA AX / FEMALE AX



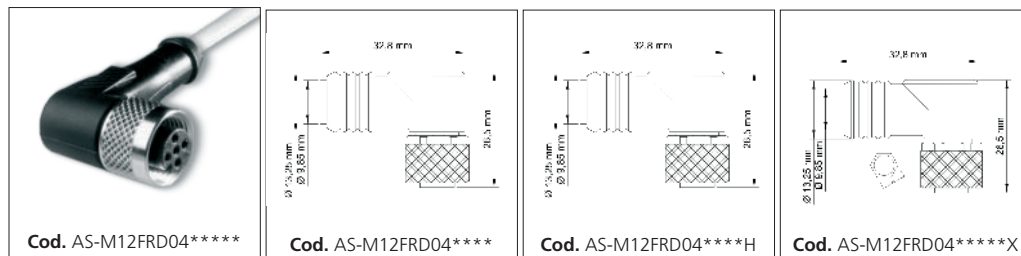
Cod. AS-M12FAX04*****

Cod. AS-M12FAX04****

Cod. AS-M12FAX04*****H

Cod. AS-M12FAX04*****X

FEMMINA RD / FEMALE RD



Cod. AS-M12FRD04*****

Cod. AS-M12FRD04****

Cod. AS-M12FRD04*****H

Cod. AS-M12FRD04*****X

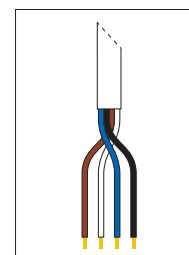


TABELLA COLORI COLOURS TABLE

1	BN
2	WH
3	BU
4	BK

CONFIGURAZIONI AGGIUNTIVE / MORE CONFIGURATIONS

Ghiera Inox AISI 304 / *Inox AISI 304 Ring Nut* min. 50 pcs **X**

Connettore schermato / *Shielded Connector* **H**

Connettore cod. D / *Connector D code* **D**



COMPOSIZIONE CODICE
CODE COMPOSITION

Tipologia cavo (vedi cod. in tabella)
Cable type (code like table)

AX = Dritto / Straight
RD = 90°

AS-M12F**04050*

lunghezza cavo
Cable length
001 = 10 cm
010 = 1 m
100 = 10 m

CONFIGURAZIONI AGGIUNTIVE
MORE CONFIGURATIONS

D = Connector Cod. D
G = grafoplast
H = connettore schermato shielded connector
X = ghiera inox / *inox ring nut*
HX = connettore schermato e ghiera inox shielded connector and *inox ring nut*

MATERIALI

Portacontatto in ABS UL94 V0 autoestinguente. Contatto stampato in bronzo fosforoso e doratura gold flash (femmina). Ghiera di tenuta meccanica in Ottone Nichelato. Corpo connettore in poliammide nero. O-ring di tenuta in Viton (femmina).

MATERIALS

Contact plug holder: self-extinguishing ABS UL94 V0. Contact: phosphorouse bronze with gold flash (female). Metal ring nut: nickel-plated brass. Body connector: black polyamide. O-ring: Viton (female).

SPECIFICHE TECNICHE

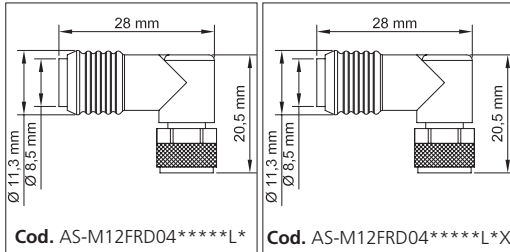
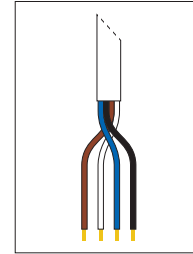
Normativa di riferimento	Reference standards	IEC 61076-2-101
Corrente Nominale	Nominal Currents	4 A
Tensione Nominale	Nominal Voltage	250 V AC-DC
Grado di protezione	Protection Class	IP67
Resistività di massa	Resistance	≤ 5mΩ
Temperatura di esercizio (connettore)	Working Temperature	-20/+80°C Fix Install

TECHNICAL SPECIFICATIONS

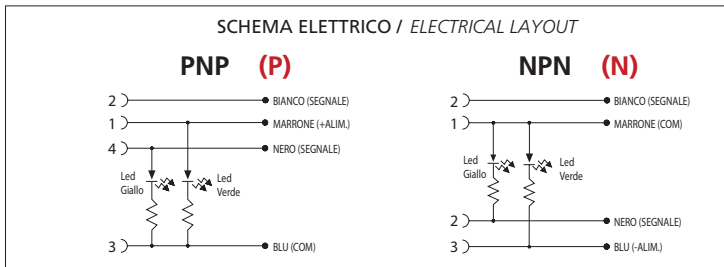
4 CONDUTTORI / 4 WIRE

COD.	"C"	"CUY"	"CN"	"CUN"	"RUY"	"RN"	"RUN"	"CS"	"CSUN"	"RS"
SPECIFICHE CAVO CABLE SPECIFICATIONS	CAVO PVC UL/CSA UL/CSA PVC CABLE	CAVO PVC L/CSA UL/CSA PVC CABLE	CAVO PVC UL/CSA UL/CSA PVC CABLE	CAVO PVC UL/CSA UL/CSA PVC CABLE	CAVO PUR UL/CSA UL/CSA PUR CABLE	CAVO PUR UL/CSA UL/CSA PUR CABLE	CAVO PUR UL/CSA UL/CSA PUR CABLE	CAVO PVC SCHERMATO SHIELDED PVC CABLE	CAVO PVC SCHERMATO PVC SHIELDED CABLE	CAVO PUR SCHERMATO SHIELDED PUR CABLE
Sezioni Sections	4 x 24AWG (4 x 0.25) 80° - 300 V	4 x 24AWG (4 x 0.25) 80° - 300 V	4 x 24AWG (4 x 0.25) 80° - 300 V	4 x 22AWG (4 x 0.34) 80° - 300 V	4 x 24AWG (4 x 0.25) 80° - 300 V	4 x 24AWG (4 x 0.25) 80° - 300 V	4 x awg 22 (4 x 0.34) 80° - 300 V	4 x 24AWG (4 x 0.25) ST 80° - 300 V	4 x 22AWG (4 x 0.34) ST 80° - 300 V	4 x 24AWG (4 x 0.25) ST 80° - 300 V
Diametri Diameter	4.6 +/- 0.2	4.8 +/- 0.2	4.6 +/- 0.2	4.8 +/- 0.2	4.0 +/- 0.2	4.7 +/- 0.2	4.9 +/- 0.2	4.9 +/- 0.2	5.4 +/- 0.2	4.8 +/- 0.2
Conduttori Conductor	PVC classe 6 FLEX 32 x 0.10	PVC FLEX 32 x 0.10	PVC classe 6 FLEX 32 x 0.10	PVC classe 6 FLEX 19 x 0.15	PVC classe 6 FLEX 32 x 0.10	PVC classe 6 FLEX 19 x 0.13	PVC classe 6 FLEX 19 x 0.15	PVC classe 6 FLEX 19 x 0.13	PVC classe 6 FLEX 42 x 0.10	PVC classe 6 FLEX 19 x 0.13
Guaia Esterna Outer Jacket	PVC UL/CSA Oil resistant UL 1581 STYLE 2464 Grey Ral 7035 Flam Test FT1	PVC UL/CSA Oil resistant UL 1581 STYLE 2464 Yellow RAL 1021 DESINA Flam Test	PVC UL/CSA Oil resistant UL 1581 STYLE 2464 Black Flam Test FT1	PUR UL/CSA Oil resistant ISO 6722 STYLE 2464 Black Flam Test FT1	PUR UL/CSA STYLE 20549 Yellow RAL 1021 DESINA Flam Test FT1	PUR Compound Oil resistant ISO 6722 STYLE 21441 Black - RAL9005 Flam Test FT2	PUR UL/CSA Oil resistant ISO 6722 STYLE 21441 Black RAL 9005 Flam Test FT2	PVC CEI 2022 - II Oil resistant ISO 6722 STYLE 2464 Grey Ral 7035 Flam Test FT1	PVC UL/CSA Oil resistant UL 1581 STYLE 2464 Black Flam Test FT1	PUR Compound Oil resistant ISO 6722 STYLE 20549 Grey Ral 7035 Flam Test FT1
Normative di riferimento Reference standards										
Temperatura di esercizio Working temperature	-5 / +80°C Static App. +5 / +80°C Dynamic App.	-5 / +80°C Static App. +5 / +80°C Dynamic App.	-5 / +80°C Static App. +5 / +80°C Dynamic App.	-5 / +80°C Static App. +5 / +80°C Dynamic App.	-15 / +80°C Static App. +5 / +80°C Dynamic App.	-30 / +80°C Static App. -5 / +80°C Dynamic App.	-30 / +80°C Static App. -5 / +80°C Dynamic App.	-15 / +80°C Static App.	-15 / +80°C Static App.	-5 / +80°C Static App. +5 / +80°C Dynamic App.
Raggio di curvatura Bending radius	10 x Ø esterno	10 x Ø esterno	10 x Ø esterno	10 x Ø esterno	10 x Ø esterno	10 x Ø esterno	10 x Ø esterno	10 x Ø esterno	12 x Ø esterno	10 x Ø esterno
Schermatura Shield	---	---	---	---	---	---	---	A treccia - Copertura ≥ 80% Braided coverage ≥ 80%	A treccia - Copertura ≥ 80% Braided coverage ≥ 80%	A treccia - Copertura ≥ 80% Braided coverage ≥ 80%
Velocità di traslazione Traslation's speed	90 mt / min	90 mt / min	90 mt / min	120 mt / min	---	150 mt / min	200 mt / min	---	---	40 mt / min
Accelerazione Acceleration	4 mt / seqq	4 mt / seqq	5 mt / seqq	4 mt / seqq	---	4 mt / seqq	30 mt / seqq	---	---	10 mt / seqq

FEMMINA 4 POLI / FEMALE 4 PINS

Cod. AS-M12FRD04**L**

Cod. AS-M12FRD04**L***
Cod. AS-M12FRD04**L*X**

**TABELLA COLORI
COLOURS TABLE**

1	BN
2	WH
3	BU
4	BK


CONFIGURAZIONI AGGIUNTIVE / MORE CONFIGURATIONS

Ghiera Inox AISI 304 / *Inox AISI 304 Ring Nut* min. 50 pcs **X**

MATERIALI

Portacontatto in ABS UL94 V0 autoestinguente. Contatto stampato in bronzo fosforoso e doratura gold flash (femmina). Ghiera di tenuta meccanica in Ottone Nichelato. Corpo connettore in TPU trasparente. O-ring di tenuta in Viton (femmina).

MATERIALS

Contact plug holder: self-extinguishing ABS UL94 V0. Contact: phosphorouse bronze with gold flash (female). Metal ring nut: nickel-plated brass. Body trasparente TPU. Body connector: black polyamide. O-ring: Viton (female).

**COMPOSIZIONE CODICE
CODE COMPOSITION**

Tipologia cavo (vedi cod. in tabella)
Cable type (code like table)

AS-M12FRD04050*L*

lunghezza cavo (vedi cod. in tabella)
Cable length (code like table)

001 = 10 cm
010 = 1 m
100 = 10 m

**CONFIGURAZIONI AGGIUNTIVE
MORE CONFIGURATIONS**

G = grafoplast
X = ghiera inox / *inox ring nut*

P = PNP
N = NPN

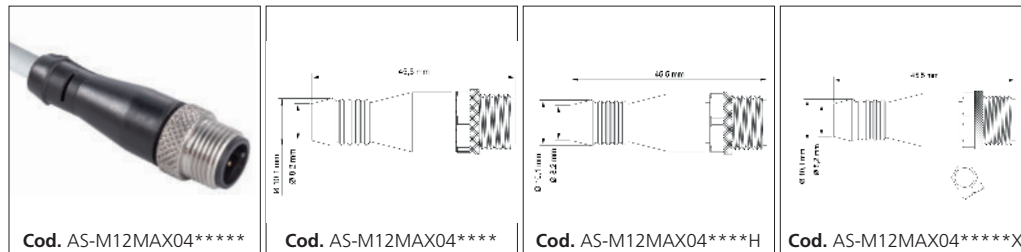
SPECIFICHE TECNICHE TECHNICAL SPECIFICATIONS

Normativa di riferimento	Reference standards	IEC 61076-2-101
Corrente Nominale	Nominal Currents	4 A
Tensione Nominale	Nominal Voltage	10-30 V AC-DC
Grado di protezione	Protection Class	IP67
Resistività di massa	Resistance	≤ 5mΩ
Temperatura di esercizio (connettore)	Working Temperature	-20/+80°C Fix Install

4 CONDUTTORI / 4 WIRE

COD.	"C"	"CUY"	"CN"	"CUN"	"RUJ"	"RN"	"RUN"	"CS"	"CSUN"	"RS"
SPECIFICHE CAVO CABLE SPECIFICATIONS	CAVO PVC UL/CSA UL/CSA PVC CABLE	CAVO PVC UL/CSA UL/CSA PVC CABLE	CAVO PVC UL/CSA UL/CSA PVC CABLE	CAVO PVC UL/CSA UL/CSA PVC CABLE	CAVO PUR UL/CSA ULCSA PUR CABLE	CAVO PUR UL/CSA ULCSA PUR CABLE	CAVO PUR UL/CSA ULCSA PUR CABLE	CAVO PVC SCHERMATO SHIELDED PVC CABLE	CAVO PVC SCHERMATO PVC SHIELDED CABLE	CAVO PUR SCHERMATO SHIELDED PUR CABLE
Sezioni Sections	4 x 24AWG (4 x 0.25) 80° - 300 V	4 x 24AWG (4 x 0.25) 80° - 300 V	4 x 24AWG (4 x 0.25) 80° - 300 V	4 x 22AWG (4 x 0.34) 80° - 300 V	4 x 24AWG (4 x 0.25) 80° - 300 V	4 x 24AWG (4 x 0.25) 80° - 300 V	4 x avg 22 (4 x 0.34) 80° - 300 V	4 x 24AWG (4 x 0.25) ST 80° - 300 V	4 x 22AWG (4 x 0.34) ST 80° - 300 V	4 x 24AWG (4 x 0.25) ST 80° - 300 V
Diametri Diameter	4.6 +/- 0.2	4.8 +/- 0.2	4.6 +/- 0.2	4.8 +/- 0.2	4.0 +/- 0.2	4.7 +/- 0.2	4.9 +/- 0.2	4.9 +/- 0.2	5,4 +/- 0.2	4.8 +/- 0.2
Conduttori Conductor	PVC classe 6 FLEX 32 x 0.10	PVC FLEX 32 x 0.10	PVC classe 6 FLEX 32 x 0.10	PVC classe 6 FLEX 19 x 0.15	PVC classe 6 FLEX 32 x 0.10	PVC classe 6 FLEX 19 x 0.13	PVC classe 6 FLEX 19 x 0.15	PVC classe 6 FLEX 19 x 0.13	PVC classe 6 FLEX 42 x 0.10	PVC classe 6 FLEX 19 x 0.13
Guaina Esterna Outer Jacket	PVC UL/CSA Oil resistant UL 1581 STYLE 2464 Grey Ral 7035 Flam Test FT1	PVC UL/CSA Oil resistant UL 1581 STYLE 2464 Yellow RAL 1021 DESINA Flam Test	PVC UL/CSA Oil resistant UL 1581 STYLE 2464 Black Flam Test FT1	PUR UL/CSA Oil resistant ISO 6722 STYLE 2464 Black Flam Test FT1	PUR UL/CSA STYLE 20549 Yellow RAL 1021 DESINA Flam Test FT1	PUR Compound Oil resistant ISO 6722 STYLE 21441 Black - RAL9005 Flam Test FT2	PUR UL/CSA Oil resistant ISO 6722 STYLE 21441 Black RAL 9005 Flam Test FT2	PVC CEI 2022 - II Oil resistant ISO 6722 STYLE 2464 Grey Ral 7035 Flam Test FT1	PVC UL/CSA Oil resistant UL 1581 STYLE 20549 Black Flam Test FT1	PUR Compound Oil resistant ISO 6722 STYLE 20549 Grey Ral 7035 Flam Test FT1
Normative di riferimento Reference standards	RU	RU	RU	RU	RU	RU	RU	RU	RU	RU
Temperatura di esercizio Working temperature	-5 / +80°C Static App. +5 / +80°C Dynamic App.	-5 / +80°C Static App. +5 / +80°C Dynamic App.	-5 / +80°C Static App. +5 / +80°C Dynamic App.	-5 / +80°C Static App. +5 / +80°C Dynamic App.	-15 / +80°C Static App. +5 / +80°C Dynamic App.	-30 / +80°C Static App. -5 / +80°C Dynamic App.	-30 / +80°C Static App. -5 / +80°C Dynamic App.	-15 / +80°C Static App.	-15 / +80°C Static App.	-5 / +80°C Static App. +5 / +80°C Dynamic App.
Raggio di curvatura Bending radius	10 x Ø esterno	10 x Ø esterno	10 x Ø esterno	10 x Ø esterno	10 x Ø esterno	10 x Ø esterno	10 x Ø esterno	10 x Ø esterno	12 x Ø esterno	10 x Ø esterno
Schermatura Shield	---	---	---	---	---	---	---	A treccia - Copertura ≥ 80% Braided coverage ≥ 80%	A treccia - Copertura ≥ 80% Braided coverage ≥ 80%	A treccia - Copertura ≥ 80% Braided coverage ≥ 80%
Velocità di traslazione Traslation's speed	90 mt / min	90 mt / min	90 mt / min	120 mt / min	---	150 mt / min	200 mt / min	---	---	40 mt / min
Accelerazione Acceleration	4 mt / seqq	4 mt / seqq	5 mt / seqq	4 mt / seqq	---	4 mt / seqq	30 mt / seqq	---	---	10 mt / seqq

MASCHIO AX / MALE AX



MASCHIO RD / MALE RD

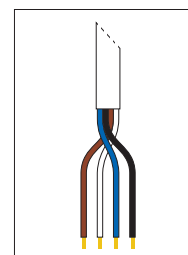
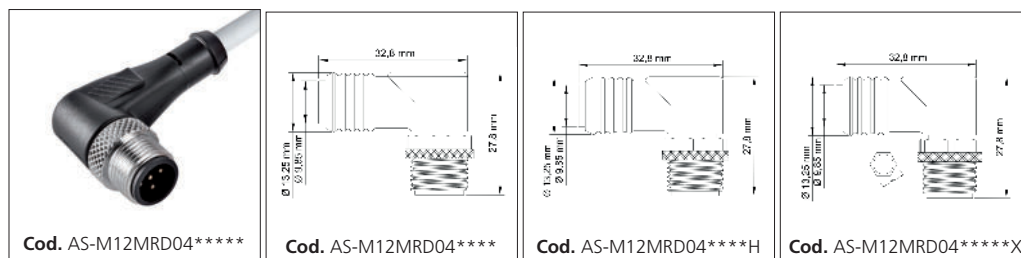


TABELLA COLORI COLOURS TABLE

1	BN
2	WH
3	BU
4	BK

CONFIGURAZIONI AGGIUNTIVE / MORE CONFIGURATIONS

Ghiera Inox AISI 304 / <i>Inox AISI 304 Ring Nut</i>	min. 50 pcs	X
Connettore schermato / <i>Shielded Connector</i>		H
Connettore cod. D / <i>Connector D code</i>		D



COMPOSIZIONE CODICE CODE COMPOSITION

Tipologia cavo (vedi cod. in tabella) Cable type (code like table)
 AX = Dritto / Straight RD = 90°

CONFIGURAZIONI AGGIUNTIVE MORE CONFIGURATIONS

D = Connector Cod. D
 G = grafoplast

AS-M12M**04050*

lunghezza cavo cable length
 001 = 10 cm
 010 = 1 m
 100 = 10 m

H = connettore schermato shielded connector
 X = ghiera inox / inox ring nut
 HX = connettore schermato e ghiera inox shielded connector and inox ring nut

MATERIALI

Portacontatto in ABS UL94 V0 autoestinguente. Contatto tornito in ottone dorato AU03 (maschio). Ghiera di tenuta meccanica in Ottone Nichelato. Corpo connettore in poliammide nero.

MATERIALS

Contact plug holder: self-extinguishing ABS UL94 V0. Turned contact: gold plating AU03 (male). Metal ring nut: nickel-plated brass. Body connector: black polyamide.

SPECIFICHE TECNICHE

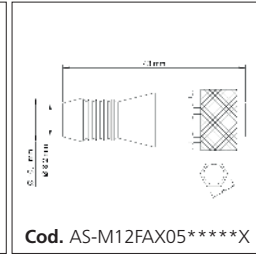
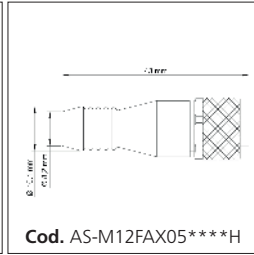
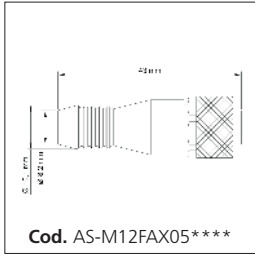
TECHNICAL SPECIFICATIONS

Normativa di riferimento	Reference standards	IEC 61076-2-101
Corrente Nominale	Nominal Currents	4 A
Tensione Nominale	Nominal Voltage	250 V AC-DC
Grado di protezione	Protection Class	IP67
Resistività di massa	Resistance	≤ 5mΩ
Temperatura di esercizio (connettore)	Working Temperature	-20/+80°C Fix Install

4 CONDUTTORI / 4 WIRE

COD.	"C"	"CUY"	"CN"	"CUN"	"RUY"	"RN"	"RUN"	"CS"	"CSUN"	"RS"
SPECIFICHE CAVO CABLE SPECIFICATIONS	CAVO PVC UL/CSA UL/CSA PVC CABLE	CAVO PVC UL/CSA UL/CSA PVC CABLE	CAVO PVC UL/CSA UL/CSA PVC CABLE	CAVO PVC UL/CSA UL/CSA PVC CABLE	CAVO PUR UL/CSA UL/CSA PUR CABLE	CAVO PUR UL/CSA UL/CSA PUR CABLE	CAVO PUR UL/CSA UL/CSA PUR CABLE	CAVO PVC SCHERMATO SHIELDED PVC CABLE	CAVO PVC SCHERMATO PVC SHIELDED CABLE	CAVO PUR SCHERMATO SHIELDED PUR CABLE
Sezioni Sections	4 x 24AWG (4 x 0.25) 80° - 300 V	4 x 24AWG (4 x 0.25) 80° - 300 V	4 x 24AWG (4 x 0.25) 80° - 300 V	4 x 22AWG (4 x 0.34) 80° - 300 V	4 x 24AWG (4 x 0.25) 80° - 300 V	4 x 24AWG (4 x 0.25) 80° - 300 V	4 x avg 22 (4 x 0.34) 80° - 300 V	4 x 24AWG (4 x 0.25) ST 80° - 300 V	4 x 22AWG (4 x 0.34) ST 80° - 300 V	4 x 24AWG (4 x 0.25) ST 80° - 300 V
Diametri Diameter	4.6 +/- 0.2	4.8 +/- 0.2	4.6 +/- 0.2	4.8 +/- 0.2	4.0 +/- 0.2	4.7 +/- 0.2	4.9 +/- 0.2	4.9 +/- 0.2	5.4 +/- 0.2	4.8 +/- 0.2
Conduttori Conductor	PVC classe 6 FLEX 32 x 0.10	PVC FLEX 32 x 0.10	PVC classe 6 FLEX 32 x 0.10	PVC classe 6 FLEX 19 x 0.15	PVC classe 6 FLEX 32 x 0.10	PVC classe 6 FLEX 19 x 0.13	PVC classe 6 FLEX 19 x 0.15	PVC classe 6 FLEX 19 x 0.13	PVC classe 6 FLEX 42 x 0.10	PVC classe 6 FLEX 19 x 0.13
Guaina Esterna Outer Jacket	PVC UL/CSA Oil resistant UL 1581 STYLE 2464 Grey Ral 7035 Flam Test FT1	PVC UL/CSA Oil resistant UL 1581 STYLE 2464 Yellow RAL 1021 DESINA Flam Test	PVC UL/CSA Oil resistant UL 1581 STYLE 2464 Black Flam Test FT1	PUR UL/CSA Oil resistant ISO 6722 STYLE 2464 Black Flam Test FT1	PUR UL/CSA STYLE 20549 Yellow RAL 1021 DESINA Flam Test FT1	PUR Compound Oil resistant ISO 6722 STYLE 21441 Black - RAL 9005 Flam Test FT2	PUR UL/CSA Oil resistant ISO 6722 STYLE 21441 Black - RAL 9005 Flam Test FT2	PVC CEI 2022 - II Oil resistant UL 1581 STYLE 2464 Grey Ral 7035 Flam Test FT1	PVC UL/CSA Oil resistant UL 1581 STYLE 2464 Black Flam Test FT1	PUR Compound Oil resistant ISO 6722 STYLE 20549 Grey Ral 7035 Flam Test FT1
Normative di riferimento Reference standards	RU	RU	RU	RU	RU	RU	RU	RU	RU	RU
Temperatura di esercizio Working temperature	-5 / +80°C Static App. +5/ +80°C Dynamic App.	-5 / +80°C Static App. +5/ +80°C Dynamic App.	-5 / +80°C Static App. +5/ +80°C Dynamic App.	-5 / +80°C Static App. +5/ +80°C Dynamic App.	-15 / +80°C Static App. +5/ +80°C Dynamic App.	-30 / +80°C Static App. -5/ +80°C Dynamic App.	-30 / +80°C Static App. -5/ +80°C Dynamic App.	-15 / +80°C Static App.	-15 / +80°C Static App.	-5 / +80°C Static App. +5/ +80°C Dynamic App.
Raggio di curvatura Bending radius	10 x Ø esterno	10 x Ø esterno	10 x Ø esterno	10 x Ø esterno	10 x Ø esterno	10 x Ø esterno	10 x Ø esterno	10 x Ø esterno	12 x Ø esterno	10 x Ø esterno
Schermatura Shield	---	---	---	---	---	---	---	A treccia - Copertura ≥ 80% Braided coverage ≥ 80%	A treccia - Copertura ≥ 80% Braided coverage ≥ 80%	A treccia - Copertura ≥ 80% Braided coverage ≥ 80%
Velocità di traslazione Traslation's speed	90 mt / min	90 mt / min	90 mt / min	120 mt / min	---	150 mt / min	200 mt / min	---	---	40 mt / min
Accelerazione Acceleration	4 mt / secq	4 mt / secq	5 mt / secq	4 mt / secq	---	4 mt / secq	30 mt / secq	---	---	10 mt / secq

FEMMINA AX / FEMALE AX



FEMMINA RD / FEMALE RD

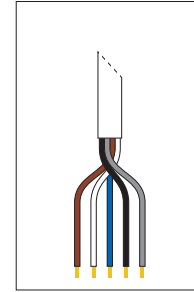
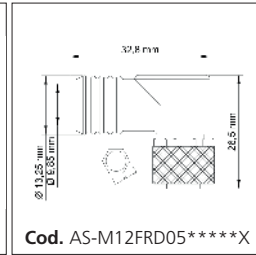
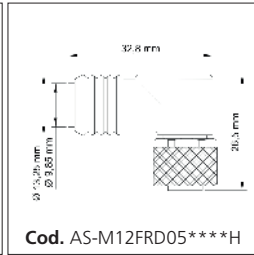
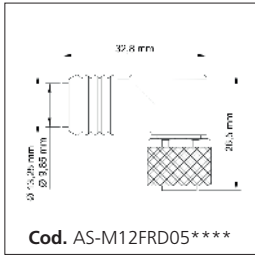


TABELLA COLORI	
COLOURS TABLE	
1	BN
2	WH
3	BU
4	BK
5	GY

CONFIGURAZIONI AGGIUNTIVE / MORE CONFIGURATIONS		
Ghiera Inox AISI 304 / <i>Inox AISI 304 Ring Nut</i>	min. 50 pcs	X
Connettore schermato / <i>Shielded Connector</i>		H
Connettore cod. B / <i>Connector B code</i>		B

COMPOSIZIONE CODICE
CODE COMPOSITION

Tipologia cavo (vedi cod. in tabella)
Cable type (code like table)

AX = Dritto / Straight
RD = 90°

AS-M12F**05050*
↓
lunghezza cavo cable length
001 = 10 cm
010 = 1 m
100 = 10 m

CONFIGURAZIONI AGGIUNTIVE
MORE CONFIGURATIONS

B = Connector Cod. B
G = grafoplast

****B/***

H = connettore schermato shielded connector
X = ghiera inox / *inox ring nut*
HX = connettore schermato e ghiera inox shielded connector and *inox ring nut*

MATERIALI

Portacontatto in ABS UL94 V0 autoestinguente. Contatto stampato in bronzo fosforoso e doratura gold flash (femmina). Ghiera di tenuta meccanica in Ottone Nichelato. Corpo connettore in poliammide nero. O-ring di tenuta in Viton (femmina).

MATERIALS

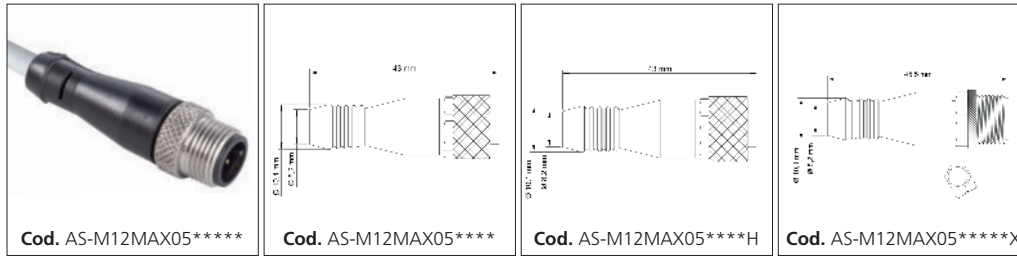
Contact plug holder: self-extinguishing ABS UL94 V0. Contact: phosphorouse bronze with gold flash (female). Metal ring nut: nickel-plated brass. Body connector: black polyamide. O-ring: Viton (female).

SPECIFICHE TECNICHE	TECHNICAL SPECIFICATIONS	
Normativa di riferimento	Reference standards	IEC 61076-2-101
Corrente Nominale	Nominal Currents	4 A
Tensione Nominale	Nominal Voltage	60 V AC-DC
Grado di protezione	Protection Class	IP67
Resistività di massa	Resistance	≤ 5mΩ
Temperatura di esercizio (connettore)	Working Temperature	-20/+80°C Fix Install

5 CONDUTTORI / 5 WIRE

COD.	"C"	"CUY"	"CN"	"RN"	"RUN"	"CS"	"CSUY"	"CSUN"	"RSUN"
SPECIFICHE CAVO CABLE SPECIFICATIONS	CAVO PVC UL/CSA UL/CSA PVC CABLE	CAVO PVC UL/CSA UL/CSA PVC CABLE	CAVO PVC UL/CSA UL/CSA PUR CABLE	CAVO PVC UL/CSA UL/CSA PUR CABLE	CAVO PUR UL/CSA UL/CSA PUR CABLE	CAVO PVC SCHERMATO SHIELDED PVC CABLE	CAVO PVC SCHERMATO SHIELDED PVC CABLE	CAVO PVC SCHERMATO SHIELDED PVC CABLE	CAVO PUR SCHERMATO SHIELDED PUR CABLE
Sezioni Sections	5 x 24AWG (5 x 0.25) 80°C - 300 V	5 x 24AWG (5 x 0.25) 80°C - 300 V	5 x 24AWG (5 x 0.25) 80°C - 300 V	5 x 24AWG (5 x 0.25) 80°C - 300 V	5 x 22AWG (5 x 0.34) 80°C - 300 V	5 x 24AWG (5 x 0.25) ST 80°C - 300 V	5 x 24AWG (5 x 0.25) ST 80°C - 300 V	5 x 24AWG (5 x 0.25) ST 80°C - 300 V	5 x 22AWG (5 x 0.34) ST 80°C - 300 V
Diametri Diameter	5 +/- 0.2	4.8 +/- 0.2	4.7 +/- 0.2	5 +/- 0.2	4.9 +/- 0.2	5.6 +/- 0.2	5.1 +/- 0.2	5.6 +/- 0.2	6.3 +/- 0.2
Conduttori Conductor	PVC classe 6 FLEX 19 x 0.13	PVC classe 6 FLEX 32 x 0.10	PVC classe 6 FLEX 32 x 0.10	PVC classe 6 FLEX 42 x 0.10	PVC classe 6 FLEX 42 x 0.10	PVC classe 6 FLEX 19 x 0.13	PVC FLEX 32 x 0.10	PVC classe 6 FLEX 19 x 0.13	PVC classe 6 FLEX 42 x 0.10
Guaina Esterna Outer Jacket	PVC UL/CSA Oil resistant ISO 6722 STYLE 2464 Grey Ral 7035 Flam Test FT1	PVC UL/CSA Oil resistant UL20167 STYLE 2464 Yellow RAL 1021 DESINA Flam Test FT1	PVC UL/CSA Oil resistant UL 1581 STYLE 2464 Black Flam Test FT1	PUR UL/CSA Oil resistant UL 1581 STYLE 20549 Black Flam Test FT1	PUR UL/CSA Oil resistant UL 1581 STYLE 20549 Black Flam Test FT1	PVC UL/CSA Oil resistant ISO 6722 STYLE 2464 Grey Ral 7035 Flam Test FT1	PVC UL/CSA Oil resistant ISO 6722 STYLE 2464 Yellow Ral 1021 DESINA Flam Test FT1	PVC UL/CSA Oil resistant ISO 6722 STYLE 2464 Black Flam Test FT1	PUR UL/CSA Oil resistant UL 1581 STYLE 20549 Halogen Free - Black Flam Test FT1
Normative di riferimento Reference standards									
Temperatura di esercizio Working temperature	-5 / +80°C Static App. +5 / +80°C Dynamic App.	-5 / +80°C Static App. +5 / +80°C Dynamic App.	-15 / +80°C Static App. +5 / +80°C Dynamic App.	-15 / +80°C Static App. -5 / +80°C Dynamic App.	-40 / +80°C Static App. -5 / +80°C Dynamic App.	-5 / +80°C Static App. +5 / +80°C Dynamic App.	-15 / +80°C Static App.	-5 / +80°C Static App.	-40 / +80°C Static App. -5 / +80°C Dynamic App.
Raggio di curvatura Bending radius	10 x Ø esterno	10 x Ø esterno	10 x Ø esterno	10 x Ø esterno	10 x Ø esterno	10 x Ø esterno	12 x Ø esterno	12 x Ø esterno	7 x Ø esterno
Schermatura Shield	---	---	---	---	---	A treccia - Copertura ≥ 80% Braided coverage ≥ 80%	A treccia - Copertura ≥ 85% Braided coverage ≥ 85%	A treccia - Copertura ≥ 85% Braided coverage ≥ 85%	A treccia - Copertura ≥ 85% Braided coverage ≥ 85%
Velocità di traslazione Traslation's speed	90 mt / min	90 mt / min	90 mt / min	150 mt / min	200 mt / min	90 mt / min	---	---	220 mt / min
Accelerazione Acceleration	4 mt / seqq	4 mt / seqq	4 mt / seqq	4 mt / seqq	30 mt / seqq	4 mt / seqq	---	---	10 mt / seqq

MASCHIO AX / MALE AX



MASCHIO RD / MALE RD

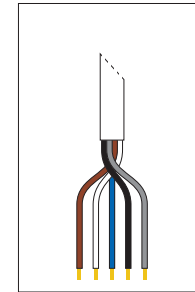
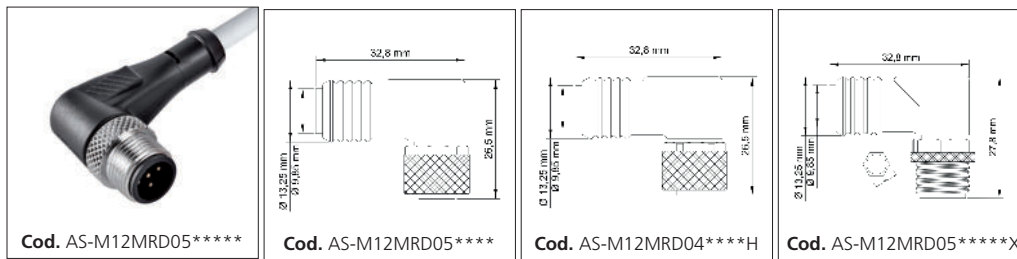


TABELLA COLORI COLOURS TABLE	
1	BN
2	WH
3	BU
4	BK
5	GY

CONFIGURAZIONI AGGIUNTIVE / MORE CONFIGURATIONS

Ghiera Inox / <i>Inox Ring Nut</i>	min. 50 pcs	X
Connettore schermato / <i>Shielded Connector</i>		H
Connettore cod. B / <i>Connector B code</i>		B



COMPOSIZIONE CODICE / CODE COMPOSITION

Tipologia cavo (vedi cod. in tabella) / Cable type (code like table)
 AX = Dritto / Straight
 RD = 90°

AS-M12M**05050* **B/*

lunghezza cavo / cable length
 001 = 10 cm
 010 = 1 m
 100 = 10 m

CONFIGURAZIONI AGGIUNTIVE / MORE CONFIGURATIONS
 B = Connettore Cod. B
 G = grafoplast

H = connettore schermato / shielded connector
 X = ghiera inox / *inox ring nut*
 HX = connettore schermato e ghiera inox / shielded connector and *inox ring nut*

MATERIALI

Portacontatto in ABS UL94 V0 autoestinguente. Contatto tornito in ottone dorato AU03 (maschio). Ghiera di tenuta meccanica in Ottone Nichelato. Corpo connettore in poliammide nero.

MATERIALS

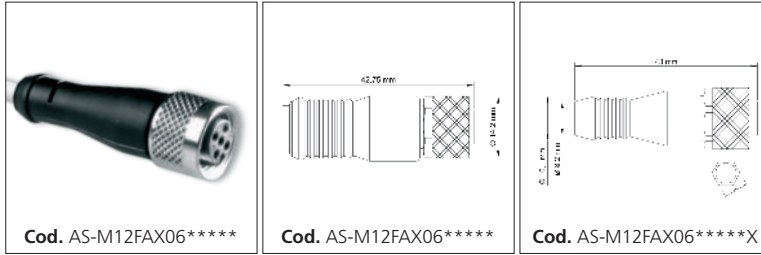
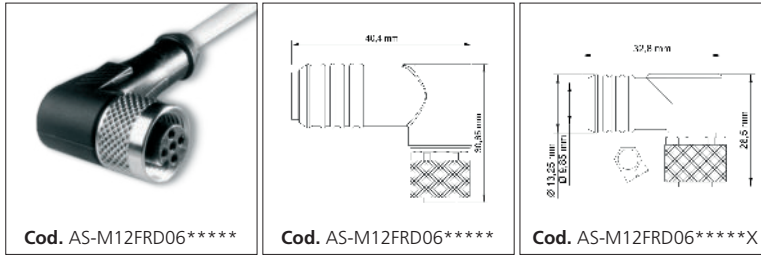
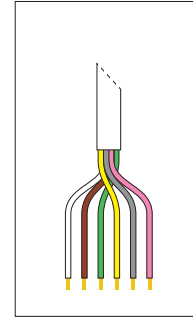
Contact plug holder: self-extinguishing ABS UL94 V0. Turned contact: gold plating AU03 (male). Metal ring nut: nickel-plated brass. Body connector: black polyamide.

SPECIFICHE TECNICHE

SPECIFICHE TECNICHE	TECHNICAL SPECIFICATIONS
Normativa di riferimento	Reference standards IEC 61076-2-101
Corrente Nominale	Nominal Currents 4 A
Tensione Nominale	Nominal Voltage 60 V AC-DC
Grado di protezione	Protection Class IP67
Resistività di massa	Resistance ≤ 5mΩ
Temperatura di esercizio (connettore)	Working Temperature -20/+80°C Fix Install

5 CONDUTTORI / 5 WIRE

COD.	"C"	"CUY"	"CN"	"R"	"RN"	"RUN"	"CS"	"CSUY"	"CSUN"	"RSUN"
SPECIFICHE CAVO / CABLE SPECIFICATIONS	CAVO PVC UL/CSA UL/CSA PVC CABLE	CAVO PVC UL/CSA UL/CSA PUR CABLE	CAVO PVC UL/CSA UL/CSA PUR CABLE	CAVO PUR UL/CSA UL/CSA PUR CABLE	CAVO PVC UL/CSA UL/CSA PUR CABLE	CAVO PUR UL/CSA UL/CSA PUR CABLE	CAVO PVC SCHERMATO SHIELDED PVC CABLE	CAVO PVC SCHERMATO SHIELDED PVC CABLE	CAVO PVC SCHERMATO SHIELDED PVC CABLE	CAVO PUR SCHERMATO SHIELDED PUR CABLE
Sezioni / Sections	5 x 24AWG (5 x 0.25) 80°C - 300 V	5 x 24AWG (5 x 0.25) 80°C - 300 V	5 x 24AWG (5 x 0.25) 80°C - 300 V	5 x 24AWG (5 x 0.25) 80°C - 300 V	5 x 24AWG (5 x 0.25) 80°C - 300 V	5 x 22AWG (5 x 0.34) 80°C - 300 V	5 x 24AWG (5 x 0.25) ST 80°C - 300 V	5 x 24AWG (5 x 0.25) ST 80°C - 300 V	5 x 24AWG (5 x 0.25) ST 80°C - 300 V	5 x 22AWG (5 x 0.34) ST 80°C - 300 V
Diametri / Diameter	5 +/- 0.2	4.8 +/- 0.2	4.7 +/- 0.2	5 +/- 0.2	5 +/- 0.2	4.9 +/- 0.2	5.6 +/- 0.2	5.1 +/- 0.2	5.6 +/- 0.2	6.3 +/- 0.2
Conduttori / Conductor	PVC classe 6 FLEX 19 x 0.13	PVC classe 6 FLEX 32 x 0.10	PVC classe 6 FLEX 32 x 0.10	PVC classe 6 FLEX 19 x 0.13	PVC classe 6 FLEX 42 x 0.10	PVC classe 6 FLEX 42 x 0.10	PVC classe 6 FLEX 19 x 0.13	PVC FLEX 32 x 0.10	PVC classe 6 FLEX 19 x 0.13	PVC classe 6 FLEX 42 x 0.10
Guaina Esterna / Outer Jacket	PVC UL/CSA Oil resistant ISO 6722 STYLE 2464 Grey Ral 7035 Flam Test FT1	PVC UL/CSA Oil resistant UL 20167 STYLE 2464 Yellow RAL 1021 DESINA Flam Test FT1	PVC UL/CSA Oil resistant UL 1581 STYLE 2464 Black Flam Test FT1	PUR compound Oil resistant ISO 6722 STYLE 21441 Grey Ral 7035 Flam Test FT2	PUR UL/CSA Oil resistant UL 1581 STYLE 20549 Black Flam Test FT1	PUR UL/CSA Oil resistant UL 1581 STYLE 20549 Black Flam Test FT1	PVC UL/CSA Oil resistant ISO 6722 STYLE 2464 Grey Ral 7035 Flam Test FT1	PVC UL/CSA Oil resistant ISO 6722 STYLE 2464 Yellow Ral 1021 DESINA Flam Test FT1	PVC UL/CSA Oil resistant ISO 6722 STYLE 2464 Black Flam Test FT1	PUR UL/CSA Oil resistant UL 1581 STYLE 20549 Halogen Free - Black Flam Test FT1
Normative di riferimento / Reference standards										
Temperatura di esercizio / Working temperature	-5 / +80°C Static App. +5 / +80°C Dynamic App.	-5 / +80°C Static App. +5 / +80°C Dynamic App.	-15 / +80°C Static App. +5 / +80°C Dynamic App.	-30 / +80°C Static App. -5 / +80°C Dynamic App.	-15 / +80°C Static App. -5 / +80°C Dynamic App.	-40 / +80°C Static App. -5 / +80°C Dynamic App.	-5 / +80°C Static App. +5 / +80°C Dynamic App.	-15 / +80°C Static App.	-5 / +80°C Static App.	-40 / +80°C Static App. -5 / +80°C Dynamic App.
Raggio di curvatura / Bending radius	10 x Ø esterno	10 x Ø esterno	10 x Ø esterno	10 x Ø esterno	10 x Ø esterno	10 x Ø esterno	10 x Ø esterno	12 x Ø esterno	12 x Ø esterno	7 x Ø esterno
Schermatura / Shield	---	---	---	---	---	---	A treccia - Copertura ≥ 80% Braided coverage ≥ 80%	A treccia - Copertura ≥ 85% Braided coverage ≥ 85%	A treccia - Copertura ≥ 85% Braided coverage ≥ 85%	A treccia - Copertura ≥ 85% Braided coverage ≥ 85%
Velocità di traslazione / Traslacion's speed	90 mt / min	90 mt / min	90 mt / min	90 mt / min	150 mt / min	200 mt / min	90 mt / min	---	---	220 mt / min
Accelerazione / Acceleration	4 mt / secq	4 mt / secq	4 mt / secq	5 mt / secq	4 mt / secq	30 mt / secq	4 mt / secq	---	---	10 mt / secq

FEMMINA AX / FEMALE AX

Cod. AS-M12FAX06*****
Cod. AS-M12FAX06*****
Cod. AS-M12FAX06***X**
FEMMINA RD / FEMALE RD

Cod. AS-M12FRD06*****
Cod. AS-M12FRD06*****
Cod. AS-M12FRD06***X**

**TABELLA COLORI
COLOURS TABLE**

1	WH
2	BN
3	GN
4	YE
6	GY
7	PK

CONFIGURAZIONI AGGIUNTIVE / MORE CONFIGURATIONS

Ghiera Inox AISI 304 / <i>Inox AISI 304 Ring Nut</i>	min. 50 pcs	X
Connettore schermato / <i>Shielded Connector</i>		H

MATERIALI

Portacontatto in ABS UL94 V0 autoestinguente. Contatto stampato in bronzo fosforoso e doratura gold flash (femmina). Ghiera di tenuta meccanica in Ottone Nichelato. Corpo connettore in poliammide nero. O-ring di tenuta in Viton (femmina).

MATERIALS

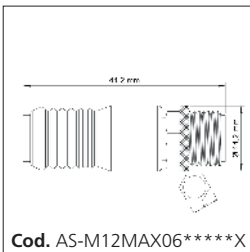
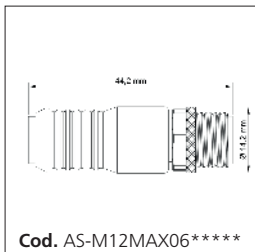
Contact plug holder: self-extinguishing ABS UL94 V0. Contact: phosphorouse bronze with gold flash (female). Metal ring nut: nickel-plated brass. Body connector: black polyamide. O-ring: Viton (female).

SPECIFICHE TECNICHE	TECHNICAL SPECIFICATIONS
Normativa di riferimento	Reference standards IEC 61076-2-101
Corrente Nominale	Nominal Currents 2 A
Tensione Nominale	Nominal Voltage 30 V AC-DC
Grado di protezione	Protection Class IP67
Resistività di massa	Resistance ≤ 5mΩ
Temperatura di esercizio (connettore)	Working Temperature -20/+80°C Fix Install

COMPOSIZIONE CODICE CODE COMPOSITION	CONFIGURAZIONI AGGIUNTIVE MORE CONFIGURATIONS
Tipologia cavo (vedi cod. in tabella) Cable type (code like table) AX = Dritto / Straight RD = 90° AS-M12F**06050* **/*	G = grafoplast H = connettore schermato shielded connector X = ghiera inox / inox ring nut HX = connettore schermato e ghiera inox shielded connector and inox ring nut
lunghezza cavo cable lenght 001 = 10 cm 010 = 1 m 100 = 10 m	

COD.	C	CS
SPECIFICHE CAVO CABLE SPECIFICATIONS	CAVO PVC PVC CABLE	CAVO PVC SCHERMATO PVC SHIELDED CABLE
Sezioni Sections	6 x 24AWG (6 x 0.25) 80°C - 300 V	6 x 24AWG (6 x 0.25) ST 80°C - 300 V
Diametri Diameter	5.9 +/- 0.15	6.8 +/- 0.2
Conduttori Conductor	PVC classe 6 FLEX 32 x 0.10	PVC FLEX 32 x 0.10
Guaina Esterna Outer Jacket	PVC UL/CSA Oil resistant UL 1581 STYLE 20167 Grey RAL 7035 Flam Retardant FT1	PVC UL/CSA Oil Resistant UL 1581 STYLE 20167 Grey RAL 7035 Flam Retardant
Normative di riferimento Reference standards		
Temperatura di esercizio Working temperature	-15 / +80°C Static App. +5 / +80°C Dynamic App.	-15 / +80°C Static App. +5 / +80°C Dynamic App.
Raggio di curvatura Bending radius	10 x Ø esterno	12 x Ø esterno
Schermatura Shield	---	A treccia - Copertura ≥ 80% Braided coverage ≥ 80%
Velocità di traslazione Traslation's speed	90 mt / min	---
Accelerazione Acceleration	4 mt / secq	---

MASCHIO AX / MALE AX



MASCHIO RD / MALE RD

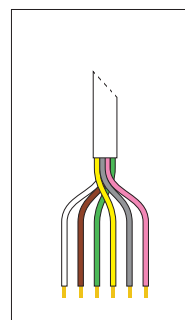
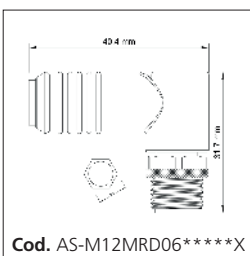
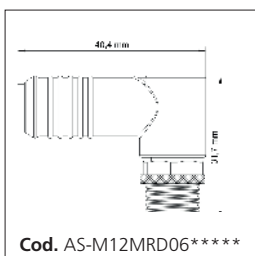


TABELLA COLORI
COLOURS TABLE

1	WH
2	BN
3	GN
4	YE
6	GY
7	PK

CONFIGURAZIONI AGGIUNTIVE / MORE CONFIGURATIONS

Ghiera Inox AISI 304 / Inox AISI 304 Ring Nut	min. 50 pcs	X
Connettore schermato / Shielded Connector		H

MATERIALI

Portacontatto in ABS UL94 V0 autoestinguente. Contatto tornito in ottone dorato AU03 (maschio). Ghiera di tenuta meccanica in Ottone Nichelato. Corpo connettore in poliammide nero.

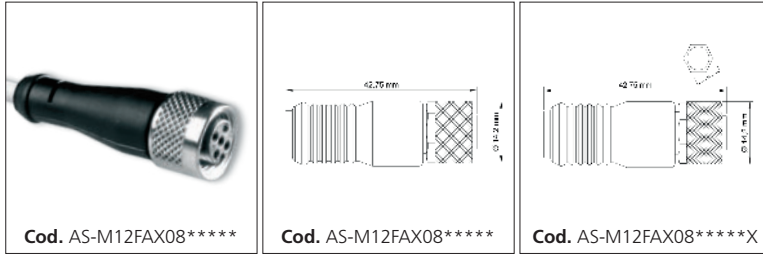
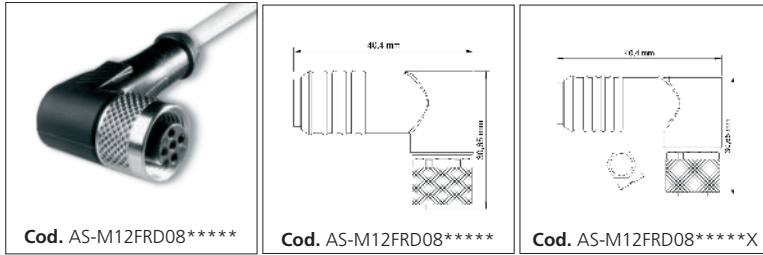
MATERIALS

Contact plug holder: self-extinguishing ABS UL94 V0. Turned contact: gold plating AU03 (male). Metal ring nut: nickel-plated brass. Body connector: black polyamide.

SPECIFICHE TECNICHE	TECHNICAL SPECIFICATIONS	
Normativa di riferimento	Reference standards	IEC 61076-2-101
Corrente Nominale	Nominal Currents	2 A
Tensione Nominale	Nominal Voltage	30 V AC-DC
Grado di protezione	Protection Class	IP67
Resistività di massa	Resistance	≤ 5mΩ
Temperatura di esercizio (connettore)	Working Temperature	-20/+80°C Fix Install


COMPOSIZIONE CODICE CODE COMPOSITION	CONFIGURAZIONI AGGIUNTIVE MORE CONFIGURATIONS
Tipologia cavo (vedi cod. in tabella) Cable type (code like table) AX = Dritto / Straight RD = 90°	G = grafoplast H = connettore schermato shielded connector X = ghiera inox / inox ring nut HX = connettore schermato e ghiera inox shielded connector and inox ring nut
AS-M12M/ **06050* **/*	
lunghezza cavo cable length 001 = 10 cm 010 = 1 m 100 = 10 m	

COD.	C	CS
	CAVO PVC PVC CABLE	CAVO PVC SCHERMATO PVC SHIELDED CABLE
SPECIFICHE CAVO CABLE SPECIFICATIONS		
Sezioni Sections	6 x 24AWG (6 x 0.25) 80°C - 300 V	6 x 24AWG (6 x 0.25) ST 80°C - 300 V
Diametri Diameter	5.9 +/- 0.15	6.8 +/- 0.2
Conduttori Conductor	PVC classe 6 FLEX 32 x 0.10	PVC FLEX 32 x 0.10
Guaina Esterna Outer Jacket	PVC UL/CSA Oil resistant UL 1581 STYLE 20167 Grey RAL 7035 Flam Retardant FT1	PVC UL/CSA Oil Resistant UL 1581 STYLE 20167 Grey RAL 7035 Flam Retardant
Normative di riferimento Reference standards		
Temperatura di esercizio Working temperature	-15 / +80°C Static App. +5/ +80°C Dynamic App.	-15 / +80°C Static App. +5/ +80°C Dynamic App.
Raggio di curvatura Bending radius	10 x Ø esterno	12 x Ø esterno
Schermatura Shield	---	A treccia - Copertura ≥ 80% Braided coverage ≥ 80%
Velocità di traslazione Traslation's speed	90 mt / min	---
Accelerazione Acceleration	4 mt / seqq	---

FEMMINA AX / FEMALE AX

Cod. AS-M12FAX08****
Cod. AS-M12FAX08****
Cod. AS-M12FAX08**X**
FEMMINA RD / FEMALE RD

Cod. AS-M12FRD08****
Cod. AS-M12FRD08****
Cod. AS-M12FRD08**X**

**TABELLA COLORI
COLOURS TABLE**

1	WH
2	BN
3	GN
4	YE
5	GY
6	PK
7	BU
8	RD


CONFIGURAZIONI AGGIUNTIVE / MORE CONFIGURATIONS

Ghiera Inox AISI 304 / <i>Inox AISI 304 Ring Nut</i>	min. 50 pcs	X
Connettore schermato / <i>Shielded Connector</i>		H

MATERIALI

Portacontatto in ABS UL94 V0 autoestinguente. Contatto stampato in bronzo fosforoso e doratura gold flash (femmina). Ghiera di tenuta meccanica in Ottone Nichelato. Corpo connettore in poliammide nero. O-ring di tenuta in Viton (femmina).

MATERIALS

Contact plug holder: self-extinguishing ABS UL94 V0. Contact: phosphorouse bronze with gold flash (female). Metal ring nut: nickel-plated brass. Body connector: black polyamide. O-ring: Viton (female).

**COMPOSIZIONE CODICE
CODE COMPOSITION**

AS-M12F**08050**/*

Tipologia cavo (vedi cod. in tabella)
Cable type (code like table)

AX = Dritto / Straight
RD = 90°

lunghezza cavo cable length
001 = 10 cm
010 = 1 m
100 = 10 m

**CONFIGURAZIONI AGGIUNTIVE
MORE CONFIGURATIONS**

G = grafoplast

H = connettore schermato shielded connector
X = ghiera inox / inox ring nut
HX = connettore schermato e ghiera inox shielded connector and inox ring nut

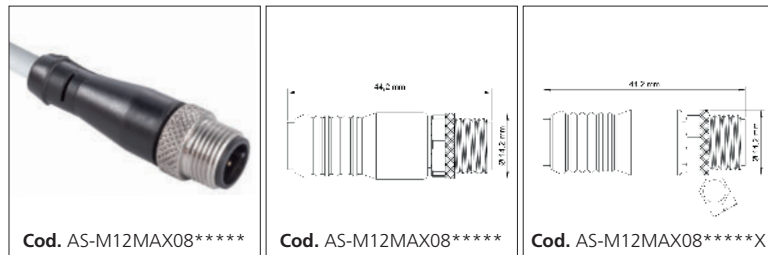
SPECIFICHE TECNICHE
TECHNICAL SPECIFICATIONS

Normativa di riferimento	Reference standards	IEC 61076-2-101
Corrente Nominale	Nominal Currents	2 A
Tensione Nominale	Nominal Voltage	30 V AC-DC
Grado di protezione	Protection Class	IP67
Resistività di massa	Resistance	≤ 5mΩ
Temperatura di esercizio (connettore)	Working Temperature	-20/+80°C Fix Install

8 CONDUTTORI / 8 WIRE

COD.	"C"	"CUY"	"CUN"	"RUN"	"CS"	"CSUY"	"CSUN"	"RSUN"
SPECIFICHE CAVO CABLE SPECIFICATIONS	CAVO PVC UL/CSA UL/CSA PVC CABLE	CAVO PVC UL/CSA UL/CSA PVC CABLE	CAVO PVC UL/CSA UL/CSA PVC CABLE	CAVO PUR UL/CSA UL/CSA PUR CABLE	CAVO PVC SCHERMATO UL/CSA UL/CSA PVC SHIELDED CABLE	CAVO PVC SCHERMATO UL/CSA UL/CSA PVC SHIELDED CABLE	CAVO PVC SCHERMATO UL/CSA UL/CSA PVC SHIELDED CABLE	CAVO PUR UL/CSA SCHERMATO UL/CSA PUR SHIELDED CABLE
Sezioni Sections	8 x 24AWG (8 x 0.22) 80°C - 300 V	8 x 24AWG (8 x 0.25) 80°C - 300 V	8 x 24AWG (8 x 0.25) 80°C - 300 V	8 x 24AWG (8 x 0.25) 80°C - 300 V	8 x 24AWG (8 x 0.25) ST 80°C - 300 V	8 x 24AWG (8 x 0.25) ST 80°C - 300 V	8 x 24AWG (8 x 0.25) ST 80°C - 300 V	8 x 24AWG (8 x 0.25) ST 80°C - 300 V
Diametri Diameter	5.8 +/- 0.2	6.8 +/- 0.2	5.8 +/- 0.2	6.0 +/- 0.2	6.7 +/- 0.2	6.8 +/- 0.2	6.5 +/- 0.1	6.7 +/- 0.2
Conduttori Conductor	PVC classe 6 FLEX 7 x 0.20	PVC FLEX 32 x 0.10	PVC classe 6 FLEX 32 x 0.10	PVC classe 6 FLEX 32 x 0.10	PVC FLEX 19 x 0.13	PVC FLEX 32 x 0.10	PVC classe 6 FLEX 32 x 0.10	PVC classe 6 FLEX 19 x 0.13
Guaina Esterna Outer Jacket	PVC UL/CSA Oil resistant ISO 6722 STYLE 2464 Grey RAL 7035 Flam Test FT1	PVC UL/CSA STYLE 2095 Yellow RAL 1021 DESINA Flam Test FT1	PVC UL/CSA STYLE 2464 Black Flam Test FT1	PUR UL/CSA STYLE 20233 Black Flam Test FT1	PVC UL/CSA Oil Resistant ISO 6722 STYLE 2464 Grey RAL 7035 Flam Test FT1	PVC UL/CSA STYLE 2095 Yellow RAL 1021 DESINA Flam Test FT1	PVC UL/CSA STYLE 2464 Black Flam Test FT1	PUR UL/CSA Oil resistant ISO 6722 STYLE 21441 Black Flam Test FT2
Normative di riferimento Reference standards								
Temperatura di esercizio Working temperature	-25 / +80°C Static App. +5 / +80°C Dynamic App.	-15 / +80°C Static App. +5 / +80°C Dynamic App.	-15 / +80°C Static App. +5 / +80°C Dynamic App.	-40 / +80°C Static App. -5 / +80°C Dynamic App.	-5 / +80°C Static App.	-15 / +80°C Static App. +5 / +80°C Dynamic App.	-15 / +80°C Static App.	-30 / +80°C Static App. -5 / +80°C Dynamic App.
Raggio di curvatura Bending radius	10 x Ø esterno	10 x Ø esterno	12 x Ø esterno	7 x Ø esterno	12 x Ø esterno	10 x Ø esterno	12 x Ø esterno	7 x Ø esterno
Schermatura Shield	---	---	---	---	A treccia - Copertura ≥ 80% Braided coverage ≥ 80%	A treccia - Copertura ≥ 80% Braided coverage ≥ 80%	A treccia - Copertura ≥ 80% Braided coverage ≥ 80%	A treccia - Copertura ≥ 85% Braided coverage ≥ 85%
Velocità di traslazione Traslation's speed	90 mt / min	90 mt / min	120 mt / min	220 mt / min	---	---	---	200 mt / min
Accelerazione Acceleration	4 mt / seqq	4 mt / seqq	4 mt / seqq	10 mt / seqq	---	---	---	5 mt / seqq

MASCHIO AX / MALE AX

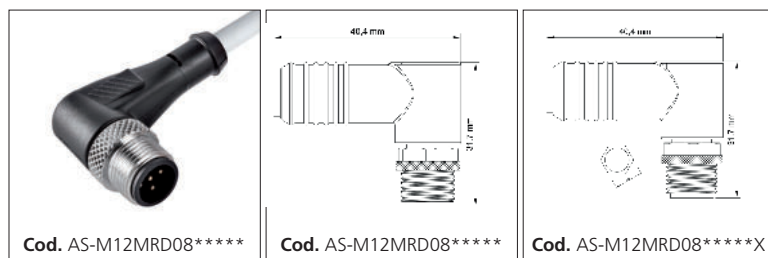


Cod. AS-M12MAX08*****

Cod. AS-M12MAX08*****

Cod. AS-M12MAX08*****X

MASCHIO RD / MALE RD



Cod. AS-M12MRD08*****


Cod. AS-M12MRD08*****

Cod. AS-M12MRD08*****X



TABELLA COLORI / COLOURS TABLE

1	WH
2	BN
3	GN
4	YE
5	GY
6	PK
7	BU
8	RD



CONFIGURAZIONI AGGIUNTIVE / MORE CONFIGURATIONS

Ghiera Inox AISI 304 / Inox AISI 304 Ring Nut	min. 50 pcs	X
Connettore schermato / Shielded Connector		H

MATERIALI

Portacontatto in ABS UL94 V0 autoestinguente. Contatto tornito in ottone dorato AU03 (maschio). Ghiera di tenuta meccanica in Ottone Nichelato. Corpo connettore in poliammide nero.

MATERIALS

Contact plug holder: self-extinguishing ABS UL94 V0. Turned contact: gold plating AU03 (male). Metal ring nut: nickel-plated brass. Body connector: black polyamide.

COMPOSIZIONE CODICE / CODE COMPOSITION

Tipologia cavo (vedi cod. in tabella) / Cable type (code like table)

AX = Dritto / Straight RD = 90°

AS-M12M**08050**/**

lunghezza cavo / cable length
001 = 10 cm
010 = 1 m
100 = 10 m

CONFIGURAZIONI AGGIUNTIVE / MORE CONFIGURATIONS

G = grafoplast

H = connettore schermato / shielded connector
X = ghiera inox / inox ring nut
HX = connettore schermato e ghiera inox / shielded connector and inox ring nut

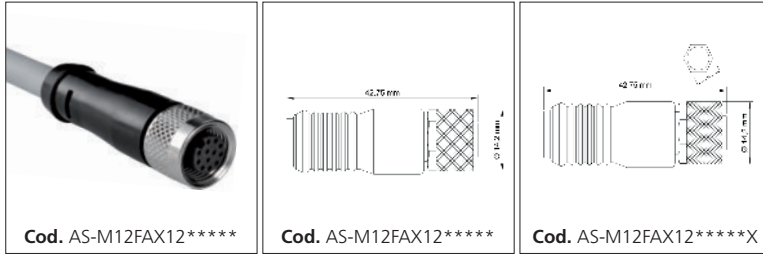
SPECIFICHE TECNICHE

SPECIFICHE TECNICHE	TECHNICAL SPECIFICATIONS
Normativa di riferimento	Reference standards IEC 61076-2-101
Corrente Nominale	Nominal Currents 2 A
Tensione Nominale	Nominal Voltage 30 V AC-DC
Grado di protezione	Protection Class IP67
Resistività di massa	Resistance ≤ 5mΩ
Temperatura di esercizio (connettore)	Working Temperature -20/+80°C Fix Install

8 CONDUTTORI / 8 WIRE

COD.	"C"	"CUY"	"CUN"	"RUN"	"CS"	"CSUY"	"CSUN"	"RSUN"
SPECIFICHE CAVO / CABLE SPECIFICATIONS	CAVO PVC UL/CSA / UL/CSA PVC CABLE	CAVO PVC UL/CSA / UL/CSA PVC CABLE	CAVO PVC UL/CSA / UL/CSA PVC CABLE	CAVO PUR UL/CSA / UL/CSA PUR CABLE	CAVO PVC SCHERMATO UL/CSA / UL/CSA PVC SHIELDED CABLE	CAVO PVC SCHERMATO UL/CSA / UL/CSA PVC SHIELDED CABLE	CAVO PVC SCHERMATO UL/CSA / UL/CSA PVC SHIELDED CABLE	CAVO PUR UL/CSA SCHERMATO / UL/CSA PUR SHIELDED CABLE
Sezioni / Sections	8 x 24AWG (8 x 0.22) 80°C - 300 V	8 x 24AWG (8 x 0.25) 80°C - 300 V	8 x 24AWG (8 x 0.25) 80°C - 300 V	8 x 24AWG (8 x 0.25) 80°C - 300 V	8 x 24AWG (8 x 0.25) ST 80°C - 300 V	8 x 24AWG (8 x 0.25) ST 80°C - 300 V	8 x 24AWG (8 x 0.25) ST 80°C - 300 V	8 x 24AWG (8 x 0.25) ST 80°C - 300 V
Diametri / Diameter	5.8 +/- 0.2	6.8 +/- 0.2	5.8 +/- 0.2	6.0 +/- 0.2	6.7 +/- 0.2	6.8 +/- 0.2	6.5 +/- 0.1	6.7 +/- 0.2
Conduttori / Conductor	PVC classe 6 FLEX 7 x 0.20	PVC FLEX 32 x 0.10	PVC classe 6 FLEX 32 x 0.10	PVC classe 6 FLEX 32 x 0.10	PVC FLEX 19 x 0.13	PVC FLEX 32 x 0.10	PVC classe 6 FLEX 32 x 0.10	PVC classe 6 FLEX 19 x 0.13
Guaina Esterna / Outer Jacket	PVC UL/CSA Oil resistant ISO 6722 STYLE 2464 Grey RAL 7035 Flam Test FT1	PVC UL/CSA STYLE 2095 Yellow RAL 1021 DESINA Flam Test FT1	PVC UL/CSA STYLE 2464 Black Flam Test FT1	PUR UL/CSA STYLE 20233 Black Flam Test FT1	PVC UL/CSA Oil Resistant ISO 6722 STYLE 2464 Black Grey RAL 7035 Flam Test FT1	PVC UL/CSA STYLE 2095 Yellow RAL 1021 DESINA Flam Test FT1	PVC UL/CSA STYLE 2464 Black Flam Test FT1	PUR UL/CSA Oil resistant ISO 6722 STYLE 21441 Black Flam Test FT2
Normative di riferimento / Reference standards								
Temperatura di esercizio / Working Temperature	-25 / +80°C Static App. +5 / +80°C Dynamic App.	-15 / +80°C Static App. +5 / +80°C Dynamic App.	-15 / +80°C Static App. +5 / +80°C Dynamic App.	-40 / +80°C Static App. -5 / +80°C Dynamic App.	-5 / +80°C Static App.	-15 / +80°C Static App. +5 / +80°C Dynamic App.	-15 / +80°C Static App.	-30 / +80°C Static App. -5 / +80°C Dynamic App.
Raggio di curvatura / Bending radius	10 x Ø esterno	10 x Ø esterno	12 x Ø esterno	7 x Ø esterno	12 x Ø esterno	10 x Ø esterno	12 x Ø esterno	7 x Ø esterno
Schermatura / Shield	---	---	---	---	A treccia - Copertura ≥ 80% Braided coverage ≥ 80%	A treccia - Copertura ≥ 80% Braided coverage ≥ 80%	A treccia - Copertura ≥ 80% Braided coverage ≥ 80%	A treccia - Copertura ≥ 85% Braided coverage ≥ 85%
Velocità di traslazione / Traslaction's speed	90 mt / min	90 mt / min	120 mt / min	220 mt / min	---	---	---	200 mt / min
Accelerazione / Acceleration	4 mt / seqq	4 mt / seqq	4 mt / seqq	10 mt / seqq	---	---	---	5 mt / seqq

FEMMINA AX / FEMALE AX

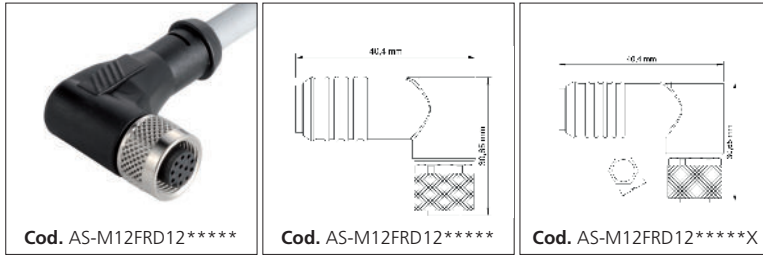


Cod. AS-M12FAX12*****

Cod. AS-M12FAX12*****

Cod. AS-M12FAX12*****X

FEMMINA RD / FEMALE RD



Cod. AS-M12FRD12*****

Cod. AS-M12FRD12*****

Cod. AS-M12FRD12*****X



TABELLA COLORI
COLOURS TABLE

3	WH
1	BN
4	GN
6	YE
8	GY
5	PK
2	BU
9	RD
7	BK
10	VT
11	GYPK
12	RDBU



CONFIGURAZIONI AGGIUNTIVE / MORE CONFIGURATIONS

Ghiera Inox AISI 304 / Inox AISI 304 Ring Nut	min. 50 pcs	X
Connettore schermato / Shielded Connector		H

MATERIALI

Portacontatto in ABS UL94 V0 autoestinguente. Contatto stampato in bronzo fosforoso e doratura gold flash (femmina). Ghiera di tenuta meccanica in Ottone Nichelato. Corpo connettore in poliammide nero. O-ring di tenuta in Viton (femmina).

MATERIALS

Contact plug holder: self-extinguishing ABS UL94 V0. Contact: phosphorouse bronze with gold flash (female). Metal ring nut: nickel-plated brass. Body connector: black polyamide. O-ring: Viton (female).

SPECIFICHE TECNICHE	TECHNICAL SPECIFICATIONS
Normativa di riferimento	Reference standards IEC 61076-2-101
Corrente Nominale	Nominal Currents 1.5 A
Tensione Nominale	Nominal Voltage 30 V AC-DC
Grado di protezione	Protection Class IP67
Resistività di massa	Resistance ≤ 5mΩ
Temperatura di esercizio (connettore)	Working Temperature -20/+80°C Fix Install

COMPOSIZIONE CODICE
CODE COMPOSITION

Tipologia cavo (vedi cod. in tabella)
Cable type (code like table)

AX = Dritto / Straight
RD = 90°

AS-M12F**12050**/*

lunghezza cavo
cable lenght
001 = 10 cm
010 = 1 m
100 = 10 m

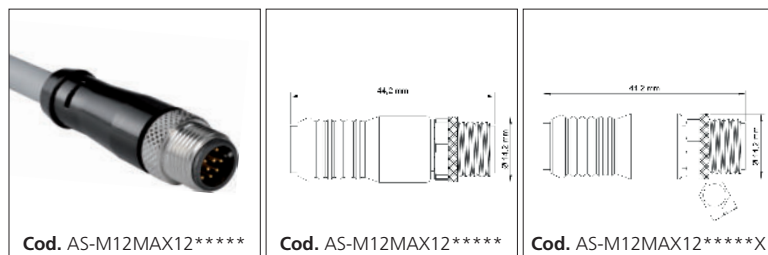
CONFIGURAZIONI AGGIUNTIVE
MORE CONFIGURATIONS

G = grafoplast

H = connettore schermato
shielded connector
X = ghiera inox / inox ring nut
HX = connettore schermato
e ghiera inox
shielded connector
and inox ring nut

COD.	C	R	CS	RS
SPECIFICHE CAVO CABLE SPECIFICATIONS	CAVO PVC UL/CSA UL/CSA PVC CABLE	CAVO PUR SCHERMATO UL/CSA PUR CABLE	CAVO PVC SCHERMATO UL/CSA UL/CSA PVC SHIELDED CABLE	CAVO PUR SCHERMATO UL/CSA UL/CSA PUR SHIELDED CABLE
Sezioni Sections	12 x avg 24 (12 x 0,25) 80° - 300 V	12 x avg 24 (12 x 0,25) 80° - 300 V	12 x avg 24 ST (12 x 0,25) 80° - 300 V	12 x avg 24 ST (12 x 0,25) 80° - 300 V
Diametri Diameter	6.5 +/- 0.2	7.1 +/- 0.2	6.9 +/- 0.2	7.6 +/- 0.2
Conduttori Conductor	TPO Classe 5 FLEX	TPO Classe 6 FLEX	TPO Classe 5 FLEX	TPO Classe 6 FLEX
Guaina Esterna Outer Jacket	PVC UL/CSA STYLE 21179 Grey DESINA Flam Retardant FT1	PUR UL/CSA STYLE 21576 Grey DESINA Flam Retardant FT2	PVC UL/CSA STYLE 21179 Grey DESINA Flam Retardant FT1	PUR UL/CSA STYLE 21576 Grey DESINA Flam Retardant FT2
Normative di riferimento Reference standards				
Temperatura di esercizio Working temperature	-30 / +80°C Static App. -5 / +80°C Mobile App.	-40 / +80°C Static App. -30 / +80°C Mobile App.	-30 / +80°C Static App. -5 / +80°C Mobile App.	-40 / +80°C Static App. -30 / +80°C Mobile App.
Raggio di curvatura Bending radius	6 x Ø esterno Static App. 15 x Ø esterno Dynamic App.	5 x Ø esterno Static App. 5 x Ø esterno Dynamic App.	6 x Ø esterno Static App. 15 x Ø esterno Dynamic App.	5 x Ø esterno Static App. 7.5 x Ø esterno Dynamic App.
Schermatura Shield	---	---	A treccia - Copertura ≥ 85% Braided coverage ≥ 85%	A treccia - Copertura ≥ 85% Braided coverage ≥ 85%
Velocità di traslazione Traslation's speed	---	300 mt / min	---	300 mt / min
Accelerazione Acceleration	---	40 mt / secq	---	40 mt / secq

MASCHIO AX / MALE AX

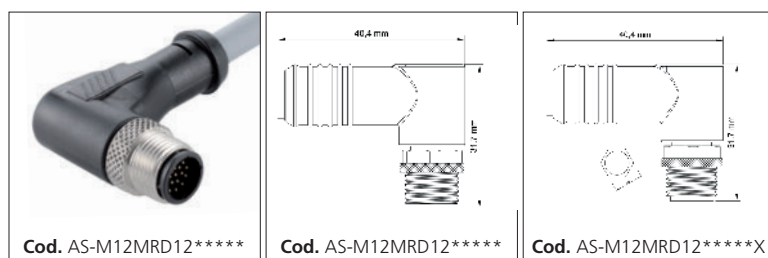


Cod. AS-M12MAX12*****

Cod. AS-M12MAX12*****

Cod. AS-M12MAX12*****X

MASCHIO RD / MALE RD



Cod. AS-M12MRD12*****

Cod. AS-M12MRD12*****

Cod. AS-M12MRD12*****X



TABELLA COLORI COLOURS TABLE

3	WH
1	BN
4	GN
6	YE
8	GY
5	PK
2	BU
9	RD
7	BK
10	VT
11	GYPK
12	RDBU



CONFIGURAZIONI AGGIUNTIVE / MORE CONFIGURATIONS

Ghiera Inox AISI 304 / <i>Inox AISI 304 Ring Nut</i>	min. 50 pcs	X
Connettore schermato / <i>Shielded Connector</i>		H

MATERIALI

Portacontatto in ABS UL94 V0 autoestinguente. Contatto tornito in ottone dorato AU03 (maschio). Ghiera di tenuta meccanica in Ottone Nichelato. Corpo connettore in poliammide nero.

MATERIALS

Contact plug holder: self-extinguishing ABS UL94 V0. Turned contact: gold plating AU03 (male). Metal ring nut: nickel-plated brass. Body connector: black polyamide.

SPECIFICHE TECNICHE TECHNICAL SPECIFICATIONS

Normativa di riferimento	Reference standards	IEC 61076-2-101
Corrente Nominale	Nominal Currents	1.5 A
Tensione Nominale	Nominal Voltage	30 V AC-DC
Grado di protezione	Protection Class	IP67
Resistività di massa	Resistance	≤ 5mΩ
Temperatura di esercizio (connettore)	Working Temperature	-20/+80°C Fix Install

COMPOSIZIONE CODICE CODE COMPOSITION

Tipologia cavo (vedi cod. in tabella) Cable type (code like table)

AX = Dritto / Straight RD = 90°

AS-M12M**12050**/**

lunghezza cavo cable length
001 = 10 cm
010 = 1 m
100 = 10 m

CONFIGURAZIONI AGGIUNTIVE MORE CONFIGURATIONS

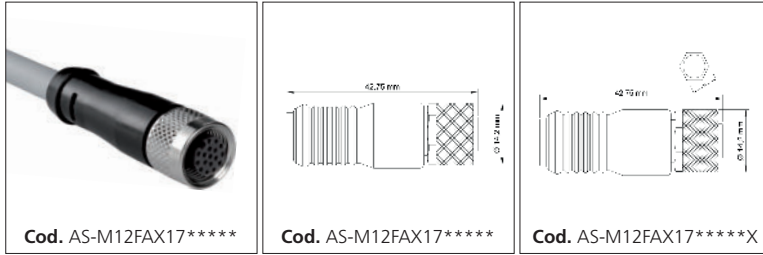
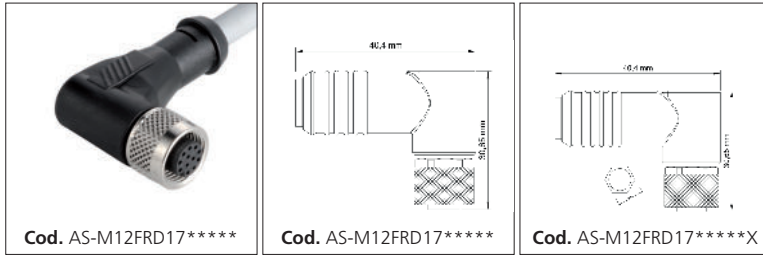
G = grafoplast

H = connettore schermato shielded connector

X = ghiera inox / inox ring nut

HX = connettore schermato e ghiera inox shielded connector and inox ring nut

COD.	C	R	CS	RS
SPECIFICHE CAVO CABLE SPECIFICATIONS	CAVO PVC UL/CSA UL/CSA PVC CABLE	CAVO PUR SCHERMATO UL/CSA PUR CABLE	CAVO PVC SCHERMATO UL/CSA UL/CSA PVC SHIELDED CABLE	CAVO PUR SCHERMATO UL/CSA UL/CSA PUR SHIELDED CABLE
Sezioni Sections	12 x avg 24 (12 x 0,25) 80° - 300 V	12 x avg 24 (12 x 0,25) 80° - 300 V	12 x avg 24 ST (12 x 0,25) 80° - 300 V	12 x avg 24 ST (12 x 0,25) 80° - 300 V
Diametri Diameter	6.5 +/- 0.2	7.1 +/- 0.2	6.9 +/- 0.2	7.6 +/- 0.2
Conduttori Conductor	TPO Classe 5 FLEX	TPO Classe 6 FLEX	TPO Classe 5 FLEX	TPO Classe 6 FLEX
Guaina Esterna Outer Jacket	PVC UL/CSA STYLE 21179 Grey DESINA Flam Retardant FT1	PUR UL/CSA STYLE 21576 Grey DESINA Flam Retardant FT2	PVC UL/CSA STYLE 21179 Grey DESINA Flam Retardant FT1	PUR UL/CSA STYLE 21576 Grey DESINA Flam Retardant FT2
Normative di riferimento Reference standards				
Temperatura di esercizio Working temperature	-30 / +80°C Static App. -5 / +80°C Mobile App.	-40 / +80°C Static App. -30 / +80°C Mobile App.	-30 / +80°C Static App. -5 / +80°C Mobile App.	-40 / +80°C Static App. -30 / +80°C Mobile App.
Raggio di curvatura Bending radius	6 x Ø esterno Static App. 15 x Ø esterno Dynamic App.	5 x Ø esterno Static App. 5 x Ø esterno Dynamic App.	6 x Ø esterno Static App. 15 x Ø esterno Dynamic App.	5 x Ø esterno Static App. 7.5 x Ø esterno Dynamic App.
Schermatura Shield	---	---	A treccia - Copertura ≥ 85% Braided coverage ≥ 85%	A treccia - Copertura ≥ 85% Braided coverage ≥ 85%
Velocità di traslazione Traslation's speed	---	300 mt / min	---	300 mt / min
Accelerazione Acceleration	---	40 mt / secq	---	40 mt / secq

FEMMINA AX / FEMALE AX

Cod. AS-M12FAX17*****
Cod. AS-M12FAX17*****
Cod. AS-M12FAX17***X**
FEMMINA RD / FEMALE RD

Cod. AS-M12FRD17*****
Cod. AS-M12FRD17*****
Cod. AS-M12FRD17***X**

**TABELLA COLORI
COLOURS TABLE**

3	WH
1	BN
4	GN
6	YE
8	GY
5	PK
2	BU
9	RD
7	BK
10	VT
11	GYPK
12	RDBU
13	WHGN
14	BNGN
15	WHYE
16	YEBN
17	WHGY


CONFIGURAZIONI AGGIUNTIVE / MORE CONFIGURATIONS

Ghiera Inox AISI 304 / <i>Inox AISI 304 Ring Nut</i>	min. 50 pcs	X
Connettore schermato / <i>Shielded Connector</i>		H

MATERIALI

Portacontatto in ABS UL94 V0 autoestinguente. Contatto stampato in bronzo fosforoso e doratura gold flash (femmina). Ghiera di tenuta meccanica in Ottone Nichelato. Corpo connettore in poliammide nero. O-ring di tenuta in Viton (femmina).

MATERIALS

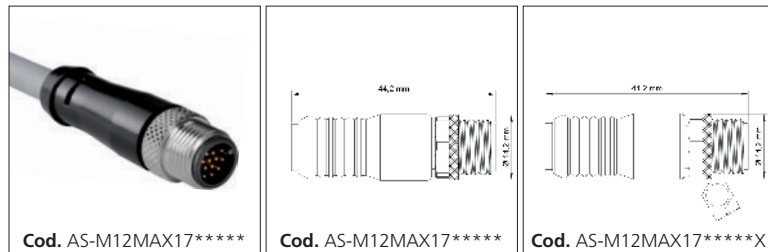
Contact plug holder: self-extinguishing ABS UL94 V0. Contact: phosphorouse bronze with gold flash (female). Metal ring nut: nickel-plated brass. Body connector: black polyamide. O-ring: Viton (female).

SPECIFICHE TECNICHE	TECHNICAL SPECIFICATIONS
Normativa di riferimento	Reference standards IEC 61076-2-101
Corrente Nominale	Nominal Currents 1.5 A
Tensione Nominale	Nominal Voltage 30 V AC-DC
Grado di protezione	Protection Class IP67
Resistività di massa	Resistance ≤ 5mΩ
Temperatura di esercizio (connettore)	Working Temperature -20/+80°C Fix Install

COMPOSIZIONE CODICE CODE COMPOSITION	CONFIGURAZIONI AGGIUNTIVE MORE CONFIGURATIONS
Tipologia cavo (vedi cod. in tabella) Cable type (code like table) AX = Dritto / Straight RD = 90° AS-M12F**17050**/*	G = grafoplast H = connettore schermato shielded connector X = ghiera inox / inox ring nut HX = connettore schermato e ghiera inox shielded connector and inox ring nut
lunghezza cavo cable lenght 001 = 10 cm 010 = 1 m 100 = 10 m	

COD.	C	R	CS	RS
SPECIFICHE CAVO CABLE SPECIFICATIONS	CAVO PVC UL/CSA UL/CSA PVC CABLE	CAVO PUR SCHERMATO UL/CSA PUR CABLE	CAVO PVC SCHERMATO UL/CSA UL/CSA PVC SHIELDED CABLE	CAVO PUR SCHERMATO UL/CSA UL/CSA PUR SHIELDED CABLE
Sezioni Sections	17 x avg 26 (17 x 0.14) 80° - 300 V	17 x avg 26 (17 x 0.14) 80° - 300 V	17 x avg 26 ST (17 x 0.14) 80° - 300 V	17 x avg 26 ST (17 x 0.14) 80° - 300 V
Diametri Diameter	7.3 +/- 0.2	7.1 +/- 0.2	7.9 +/- 0.2	7.6 +/- 0.2
Conduttori Conductor	TPO Classe 5 FLEX	TPO Classe 6 FLEX	TPO Classe 5 FLEX	TPO Classe 6 FLEX
Guaina Esterna Outer Jacket	PVC UL/CSA STYLE 21179 Grey DESINA Flam Retardant FT1	PUR UL/CSA STYLE 21576 Grey DESINA Flam Retardant FT2	PVC UL/CSA STYLE 21179 Grey DESINA Flam Retardant FT1	PUR UL/CSA STYLE 21576 Grey DESINA Flam Retardant FT2
Normative di riferimento Reference standards				
Temperatura di esercizio Working temperature	-30 / +80°C Static App. -5 / +80°C Mobile App.	-40 / +80°C Static App. -30 / +80°C Mobile App.	-30 / +80°C Static App. -5 / +80°C Mobile App.	-40 / +80°C Static App. -30 / +80°C Mobile App.
Raggio di curvatura Bending radius	6 x Ø esterno Static App. 15 x Ø esterno Dynamic App.	5 x Ø esterno Static App. 5 x Ø esterno Dynamic App.	6 x Ø esterno Static App. 15 x Ø esterno Dynamic App.	5 x Ø esterno Static App. 7.5 x Ø esterno Dynamic App.
Schermatura Shield	---	---	A treccia - Copertura ≥ 85% Braided coverage ≥ 85%	A treccia - Copertura ≥ 85% Braided coverage ≥ 85%
Velocità di traslazione Traslation's speed	---	300 mt / min	---	300 mt / min
Accelerazione Acceleration	---	40 mt / secq	---	40 mt / secq

MASCHIO AX / MALE AX

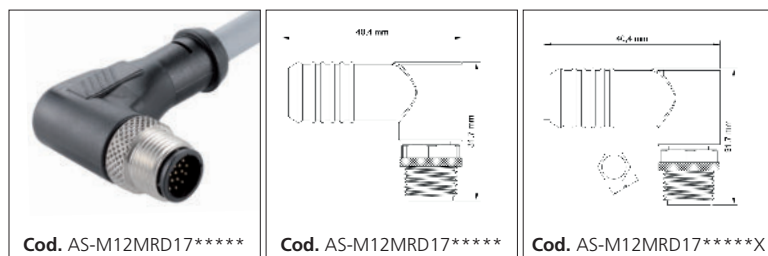


Cod. AS-M12MAX17****

Cod. AS-M12MAX17****

Cod. AS-M12MAX17****X

MASCHIO RD / MALE RD



Cod. AS-M12MRD17****

Cod. AS-M12MRD17****

Cod. AS-M12MRD17****X



TABELLA COLORI
COLOURS TABLE

3	WH
1	BN
4	GN
6	YE
8	GY
5	PK
2	BU
9	RD
7	BK
10	VT
11	GYPK
12	RDBU
13	WHGN
14	BNGN
15	WHYE
16	YEBN
17	WHGY



CONFIGURAZIONI AGGIUNTIVE / MORE CONFIGURATIONS

Ghiera Inox AISI 304 / <i>Inox AISI 304 Ring Nut</i>	min. 50 pcs	X
Connettore schermato / <i>Shielded Connector</i>		H

MATERIALI

Portacontatto in ABS UL94 V0 autoestinguente. Contatto tornito in ottone dorato AU03 (maschio). Ghiera di tenuta meccanica in Ottone Nichelato. Corpo connettore in poliammide nero.

MATERIALS

Contact plug holder: self-extinguishing ABS UL94 V0. Turned contact: gold plating AU03 (male). Metal ring nut: nickel-plated brass. Body connector: black polyamide.

SPECIFICHE TECNICHE	TECHNICAL SPECIFICATIONS
Normativa di riferimento	Reference standards IEC 61076-2-101
Corrente Nominale	Nominal Currents 1.5 A
Tensione Nominale	Nominal Voltage 30 V AC-DC
Grado di protezione	Protection Class IP67
Resistività di massa	Resistance ≤ 5mΩ
Temperatura di esercizio (connettore)	Working Temperature -20/+80°C Fix Install

COMPOSIZIONE CODICE
CODE COMPOSITION

Tipologia cavo (vedi cod. in tabella)
Cable type (code like table)

AX = Dritto / Straight
RD = 90°

AS-M12M/**17050* **/*


lunghezza cavo
cable length
001 = 10 cm
010 = 1 m
100 = 10 m

CONFIGURAZIONI AGGIUNTIVE
MORE CONFIGURATIONS

G = grafoplast


H = connettore schermato
shielded connector
X = ghiera inox / inox ring nut
HX = connettore schermato
e ghiera inox
shielded connector
and inox ring nut

COD.	C	R	CS	RS
SPECIFICHE CAVO CABLE SPECIFICATIONS	CAVO PVC UL/CSA UL/CSA PVC CABLE	CAVO PUR SCHERMATO UL/CSA PUR CABLE	CAVO PVC SCHERMATO UL/CSA UL/CSA PVC SHIELDED CABLE	CAVO PUR SCHERMATO UL/CSA UL/CSA PUR SHIELDED CABLE
Sezioni Sections	17 x avg 26 (17 x 0.14) 80° - 300 V	17 x avg 26 (17 x 0.14) 80° - 300 V	17 x avg 26 (17 x 0.14) 80° - 300 V	17 x avg 26 (17 x 0.14) 80° - 300 V
Diametri Diameter	7.3 +/- 0.2	7.1 +/- 0.2	7.9 +/- 0.2	7.6 +/- 0.2
Conduttori Conductor	TPO Classe 5 FLEX	TPO Classe 6 FLEX	TPO Classe 5 FLEX	TPO Classe 6 FLEX
Guaina Esterna Outer Jacket	PVC UL/CSA STYLE 21179 Grey DESINA Flam Retardant FT1	PUR UL/CSA STYLE 21576 Grey DESINA Flam Retardant FT2	PVC UL/CSA STYLE 21179 Grey DESINA Flam Retardant FT1	PUR UL/CSA STYLE 21576 Grey DESINA Flam Retardant FT2
Normative di riferimento Reference standards				
Temperatura di esercizio Working temperature	-30 / +80°C Static App. -5 / +80°C Mobile App.	-40 / +80°C Static App. -30 / +80°C Mobile App.	-30 / +80°C Static App. -5 / +80°C Mobile App.	-40 / +80°C Static App. -30 / +80°C Mobile App.
Raggio di curvatura Bending radius	6 x Ø esterno Static App. 15 x Ø esterno Dynamic App.	5 x Ø esterno Static App. 5 x Ø esterno Dynamic App.	6 x Ø esterno Static App. 15 x Ø esterno Dynamic App.	5 x Ø esterno Static App. 7.5 x Ø esterno Dynamic App.
Schermatura Shield	---	---	A treccia - Copertura ≥ 85% Braided coverage ≥ 85%	A treccia - Copertura ≥ 85% Braided coverage ≥ 85%
Velocità di traslazione Traslation's speed	---	300 mt / min	---	300 mt / min
Accelerazione Acceleration	---	40 mt / secq	---	40 mt / secq




Prolunghe *Extenders*

Lineari
Lineari



Ad Y





CONNETTORI M8 / M8 CONNECTORS

MATERIALI

Portacontatto in ABS UL94 V0 autoestinguente. Contatto tornito in ottone dorato AU03 (maschio). Contatto stampato in bronzo fosforoso e doratura gold flash (femmina). Ghiera di tenuta meccanica in Ottone Nichelato. Corpo connettore in poliammide nero. O-ring di tenuta in NBR (femmina).

MATERIALS

Contact plug holder: self-extinguishing ABS UL94 V0. Turned contact: gold plating AU03 (male). Contact: phosphorous bronze with gold flash (female). Metal ring nut: nickel-plated brass. Body connector: black polyamide. O-ring: NBR (female).

SPECIFICHE TECNICHE

Normativa di riferimento
Corrente Nominale
Tensione Nominale
Grado di protezione
Resistività di massa
Temperatura di esercizio (connettore)

TECHNICAL SPECIFICATIONS

Reference standards IEC 61076-2-104
Nominal Currents 3 A
Nominal Voltage 60 V AC-DC
Protection Class IP67
Resistance $\leq 5m\Omega$
Working Temperature -20/+80°C Fix Install

CONNETTORI M12 / M12 CONNECTORS

MATERIALI

Portacontatto in ABS UL94 V0 autoestinguente. Contatto tornito in ottone dorato AU03 (maschio). Contatto stampato in bronzo fosforoso e doratura gold flash (femmina). Ghiera di tenuta meccanica in Ottone Nichelato. Corpo connettore in poliammide nero. O-ring di tenuta in Viton (femmina).

MATERIALS

Contact plug holder: self-extinguishing ABS UL94 V0. Turned contact: gold plating AU03 (male). Contact: phosphorous bronze with gold flash (female). Metal ring nut: nickel-plated brass. Metal ring nut: nickel-plated brass. Body connector: black polyamide. O-ring: Viton (female).

SPECIFICHE TECNICHE

Normativa di riferimento
Corrente Nominale
Tensione Nominale
Grado di protezione
Resistività di massa
Temperatura di esercizio (connettore)

TECHNICAL SPECIFICATIONS

Reference standards IEC 61076-2-101
Nominal Currents 4 A
Nominal Voltage 250 V AC-DC
Protection Class IP67
Resistance $\leq 5m\Omega$
Working Temperature -20/+80°C Fix Install


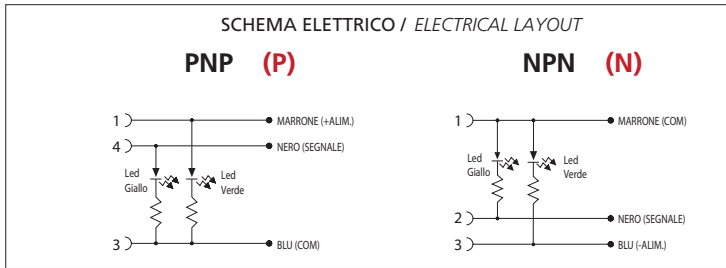
3 CONDUTTORI / 3 WIRE

COD.	"C"	"CN"	"R"	"RN"	"CS"	"RS"
SPECIFICHE CAVO CABLE SPECIFICATIONS	CAVO PVC UL/CSA UL/CSA PVC CABLE	CAVO PVC UL/CSA UL/CSA PUR CABLE	CAVO PUR UL/CSA UL/CSA PUR CABLE	CAVO PUR UL/CSA UL/CSA PUR CABLE	CAVO PVC SCHERMATO PVC SHIELDED CABLE	CAVO PUR SCHERMATO PUR SHIELDED CABLE
Sezioni Sections	3 x 22AWG (3 x 0.35) 80° - 300 V	3 x 22AWG (3 x 0.35) 80° - 300 V	3 x 22AWG (3 x 0.35) 80° - 300 V	3 x 22AWG (3 x 0.35) 80° - 300 V	3 x 22AWG (3 x 0.35) ST 80° - 300 V	3 x 22AWG (3 x 0.35) ST 80° - 300 V
Diametri Diameter	4.7 +/- 0.2	4.5 +/- 0.2	4.5 +/- 0.2	4.5 +/- 0.2	4.8 +/- 0.2	4.8 +/- 0.2
Conduttori Conductor	PVC classe 6 FLEX 32 x 0.10	PVC classe 6 FLEX 19 x 0.15	PVC classe 6 FLEX 19 x 0.15	PVC classe 6 FLEX 19 x 0.15	PVC classe 6 FLEX 19 x 0.15	PVC classe 6 FLEX 19 x 0.15
Guaina Esterna Outer Jacket	PVC UL/CSA Oil Resistant UL 1581 STYLE 2464 Grey Ral 7035 Flam Test FT1	PVC UL/CSA Oil Resistant ISO 6722 STYLE 2464 Black RAL 9005 Flame Test FT1	PUR compound Oil resistant ISO 6722 STYLE 21441 Grey Ral 7035 Flam Test FT2	PUR compound Oil resistant ISO 6722 STYLE 21441 Black Flam Test FT2	PVC UL/CSA Oil resistant ISO 6722 STYLE 2464 Grey Ral 7035 Flam Test FT1	PUR Compound Oil resistant ISO 6722 STYLE 21441 Grey Ral 7035 Flam Test FT2
Normative di riferimento Reference standards						
Temperatura di esercizio Working temperature	-15 / +80°C Static App. +5/ +80°C Dynamic App.	-5 / +80°C Static App. +5/ +80°C Dynamic App.	-30 / +80°C Static App. -5/ +80°C Dynamic App.	-30 / +80°C Static App. -5/ +80°C Dynamic App.	-5 / +80°C Static App.	-30 / +80°C Static App. -5/ +80°C Dynamic App.
Raggio di curvatura Bending radius	10 x Ø esterno	10 x Ø esterno	10 x Ø esterno	10 x Ø esterno	10 x Ø esterno	10 x Ø esterno
Schermatura Shield	---	---	---	---	A treccia - Copertura $\geq 80\%$ Braided coverage $\geq 80\%$	A treccia - Copertura $\geq 80\%$ Braided coverage $\geq 80\%$
Velocità di traslazione Traslation's speed	90 mt / min	90 mt / min	120 mt / min	120 mt / min	---	---
Accelerazione Acceleration	4 mt / secq	4 mt / secq	5 mt / secq	5 mt / secq	---	5 mt / secq

CONFIGURAZIONI AGGIUNTIVE / MORE CONFIGURATIONS

Ghiera Inox AISI 304 / <i>Inox AISI 304 Ring Nut</i>	min. 50 pcs	X
Connettore schermato / <i>Shielded Connector</i>		H

COMPOSIZIONE CODICE CODE COMPOSITION	CONFIGURAZIONI AGGIUNTIVE MORE CONFIGURATIONS
Tipologia cavo (vedi cod. in tabella) Cable type (code like table) AS-PL050303/***	G = grafoplast
lunghezza cavo cable length 001 = 10 cm 010 = 1 m 100 = 10 m	
Cod. (vedi tabella) Code (like tab)	H = connettore schermato shielded connector X = ghiera inox / <i>inox ring nut</i> HX = connettore schermato e ghiera inox shielded connector and <i>inox ring nut</i>



A, B:

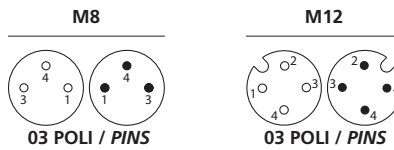


TABELLA COLORI COLOURS TABLE	
1	BN
3	BU
4	BK

		A 3 POLI / 3 PINS								
		M12				M8				
		F AX	F RD	F RD LED	M AX	M RD	F AX	F RD	M AX	M RD
M8	M RD	09	17	23N 23P	29	34	38	41	43	44
	M AX	08	16	22N 22P	28	33	37	40	42	
	F RD	07	15	21N 21P	27	32	36	39		
	F AX	06	14	20N 20P	26	31	35			
M12	M RD	05	13	19N 19P	25	30				
	M AX	04	12	18N 18P	24					
	F RD LED	03N 03P	11N 11P							
	F RD	02	10							
	F AX	01								



CONNETTORI M8 / M8 CONNECTORS

MATERIALI
Portacontatto in ABS V0 UL94 autoestingente, contatto tornito in ottone dorato AU03 (maschio) o stampato in bronzo fosforoso e doratura gold flash (femmina), ghiera di tenuta meccanica in Ottone Nichelato, corpo in poliammide nero durezza shore 92H. O-ring di tenuta in NBR (femmina)

MATERIALS
Contact plug holder: self-extinguishing ABS UL94 V0. Turned contact: gold plating AU03 (male). Contact: phosphorouse bronze with gold flash (female). Metal ring nut: nickel-plated brass. Body connector: black polyamide. O-ring: NBR (female).

SPECIFICHE TECNICHE	TECHNICAL SPECIFICATIONS	
Normativa di riferimento	Reference standards	IEC 61076-2-104
Corrente Nominale	Nominal Currents	3 A
Tensione Nominale	Nominal Voltage	30 V AC-DC
Grado di protezione	Protection Class	IP67
Resistività di massa	Resistance	≤ 5mΩ
Temperatura di esercizio (connettore)	Working Temperature	-20/+80°C Fix Install

CONNETTORI M12 / M12 CONNECTORS

MATERIALI
Portacontatto in ABS V0 UL94 autoestingente, contatto tornito in ottone dorato AU03 (maschio) o stampato in bronzo fosforoso e doratura gold flash (femmina), ghiera di tenuta meccanica in Ottone Nichelato, corpo in poliammide nero durezza shore 92H. O-ring di tenuta in Viton (femmina)

MATERIALS
Contact plug holder: self-extinguishing ABS UL94 V0. Turned contact: gold plating AU03 (male). Contact: phosphorouse bronze with gold flash (female). Metal ring nut: nickel-plated brass. Metal ring nut: nickel-plated brass. Body connector: black polyamide. O-ring: Viton (female).

SPECIFICHE TECNICHE	TECHNICAL SPECIFICATIONS	
Normativa di riferimento	Reference standards	IEC 61076-2-101
Corrente Nominale	Nominal Currents	4 A
Tensione Nominale	Nominal Voltage	250 V AC-DC
Grado di protezione	Protection Class	IP67
Resistività di massa	Resistance	≤ 5mΩ
Temperatura di esercizio (connettore)	Working Temperature	-20/+80°C Fix Install

4 CONDUTTORI / 4 WIRE

COD.	"C"	"CUY"	"CN"	"CUN"	"R"	"RUY"	"RN"	"RUN"	"CS"	"CSUN"	"RS"
SPECIFICHE CAVO CABLE SPECIFICATIONS	CAVO PVC UL/CSA UL/CSA PVC CABLE	CAVO PVC UL/CSA UL/CSA PVC CABLE	CAVO PVC UL/CSA UL/CSA PVC CABLE	CAVO PVC UL/CSA UL/CSA PVC CABLE	CAVO PUR UL/CSA UL/CSA PUR CABLE	CAVO PUR UL/CSA UL/CSA PUR CABLE	CAVO PUR UL/CSA UL/CSA PUR CABLE	CAVO PUR UL/CSA UL/CSA PUR CABLE	CAVO PVC SCHERMATO SHIELDED PVC CABLE	CAVO PVC SCHERMATO PVC SHIELDED CABLE	CAVO PUR SCHERMATO SHIELDED PUR CABLE
Sezioni Sections	4 x 24AWG (4 x 0.25) 80° - 300 V	4 x 24AWG (4 x 0.25) 80° - 300 V	4 x 24AWG (4 x 0.25) 80° - 300 V	4 x 22AWG (4 x 0.34) 80° - 300 V	4 x 24AWG (4 x 0.25) 80° - 300 V	4 x 24AWG (4 x 0.25) 80° - 300 V	4 x 24AWG (4 x 0.25) 80° - 300 V	4 x awg 22 (4 x 0.34) 80° - 300 V	4 x 24AWG (4 x 0.25) ST 80° - 300 V	4 x 22AWG (4 x 0.34) ST 80° - 300 V	4 x 24AWG (4 x 0.25) ST 80° - 300 V
Diametri Diameter	4.6 +/- 0.2	4.8 +/- 0.2	4.6 +/- 0.2	4.8 +/- 0.2	4.6 +/- 0.2	4.0 +/- 0.2	4.7 +/- 0.2	4.9 +/- 0.2	4.9 +/- 0.2	5.4 +/- 0.2	4.8 +/- 0.2
Conduttori Conductor	PVC classe 6 FLEX 32 x 0.10	PVC FLEX 32 x 0.10	PVC classe 6 FLEX 32 x 0.10	PVC classe 6 FLEX 19 x 0.15	PVC classe 6 FLEX 19 x 0.13	PVC classe 6 FLEX 32 x 0.10	PVC classe 6 FLEX 19 x 0.13	PVC classe 6 FLEX 19 x 0.15	PVC classe 6 FLEX 19 x 0.13	PVC classe 6 FLEX 42 x 0.10	PVC classe 6 FLEX 19 x 0.13
Guaina Esterna Outer Jacket	PVC UL/CSA Oil resistant UL 1581 STYLE 2464 Grey Ral 7035 Flam Test FT1	PVC UL/CSA Oil resistant UL 1581 STYLE 2464 Yellow RAL 1021 DESINA Flam Test	PVC UL/CSA Oil resistant UL 1581 STYLE 2464 Black Flam Test FT1	PUR UL/CSA Oil resistant ISO 6722 STYLE 2464 Black Flam Test FT1	PUR compound Oil resistant ISO 6722 STYLE 21441 Grey Ral 7035 Flam Test FT2	PUR UL/CSA STYLE 20549 Yellow RAL 1021 DESINA Flam Test FT1	PUR Compound Oil resistant ISO 6722 STYLE 21441 Black - RAL9005 Flam Test FT2	PUR UL/CSA Oil resistant ISO 6722 STYLE 21441 Black RAL 9005 Flam Test FT2	PVC CEI 2022 - II Oil resistant ISO 6722 STYLE 2464 Grey Ral 7035 Flam Test FT1	PVC UL/CSA Oil resistant UL 1581 STYLE 2464 Black Flam Test FT1	PUR Compound Oil resistant ISO 6722 STYLE 20549 Grey Ral 7035 Flam Test FT1
Normative di riferimento Reference standards											
Temperatura di esercizio Working temperature	-5 / +80°C Static App. +5 / +80°C Dynamic App.	-5 / +80°C Static App. +5 / +80°C Dynamic App.	-5 / +80°C Static App. +5 / +80°C Dynamic App.	-5 / +80°C Static App. +5 / +80°C Dynamic App.	-30 / +80°C Static App. -5 / +80°C Dynamic App.	-15 / +80°C Static App. +5 / +80°C Dynamic App.	-30 / +80°C Static App. -5 / +80°C Dynamic App.	-30 / +80°C Static App. -5 / +80°C Dynamic App.	-15 / +80°C Static App.	-15 / +80°C Static App.	-5 / +80°C Static App. +5 / +80°C Dynamic App.
Raggio di curvatura Bending radius	10 x Ø esterno	10 x Ø esterno	10 x Ø esterno	10 x Ø esterno	10 x Ø esterno	10 x Ø esterno	10 x Ø esterno	10 x Ø esterno	10 x Ø esterno	12 x Ø esterno	10 x Ø esterno
Schermatura Shield	---	---	---	---	---	---	---	---	A treccia - Copertura ≥ 80% Braided coverage ≥ 80%	A treccia - Copertura ≥ 80% Braided coverage ≥ 80%	A treccia - Copertura ≥ 80% Braided coverage ≥ 80%
Velocità di traslazione Traslation's speed	90 mt / min	90 mt / min	90 mt / min	120 mt / min	150 mt / min	---	150 mt / min	200 mt / min	---	---	40 mt / min
Accelerazione Acceleration	4 mt / secq	4 mt / secq	5 mt / secq	4 mt / secq	4 mt / secq	---	4 mt / secq	30 mt / secq	---	---	10 mt / secq

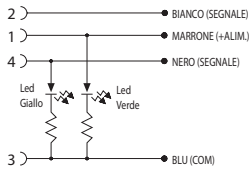
CONFIGURAZIONI AGGIUNTIVE / MORE CONFIGURATIONS

Ghiera Inox AISI 304 / <i>Inox AISI 304 Ring Nut</i>	min. 50 pcs	X
Connettore schermato / <i>Shielded Connector</i>		H
Connettore cod. D / <i>Connector D code</i>		D

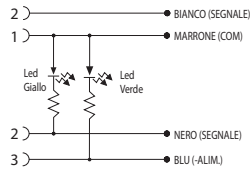


SCHEMA ELETTRICO / ELECTRICAL LAYOUT

PNP (P)



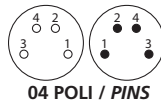
NPN (N)



COMPOSIZIONE CODICE CODE COMPOSITION	CONFIGURAZIONI AGGIUNTIVE MORE CONFIGURATIONS
Tipologia cavo (vedi cod. in tabella) Cable type (code like table) AS-PL0500404/***	D = Connector Cod. D G = grafoplast
lunghezza cavo cable length 001 = 10 cm 010 = 1 m 100 = 10 m	H = connettore schermato shielded connector X = ghiera inox / inox ring nut HX = connettore schermato e ghiera inox shielded connector and inox ring nut
Cod. (vedi tabella) Code (like tab)	**D/*

A, B:

M8



M12

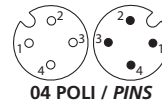


TABELLA COLORI COLOURS TABLE

1	BN
2	WH
3	BU
4	BK

A 4 POLI / 4 PINS

		M12				M8				
		F AX	F RD	F RD LED	M AX	M RD	F AX	F RD	M AX	M RD
M8	M RD	09	17	23N 23P	29	34	38	41	43	44
	M AX	08	16	22N 22P	28	33	37	40	42	
	F RD	07	15	21N 21P	27	32	36	39		
	F AX	06	14	20N 20P	26	31	35			
M12	M RD	05	13	19N 19P	25	30				
	M AX	04	12	18N 18P	24					
	F RD LED	03N 03P	11N 11P							
	F RD	02	10							
	F AX	01								



CONNETTORI M8 / M8 CONNECTORS

MATERIALI

Portacontatto in ABS V0 UL94 autoestingente, contatto tornito in ottone dorato AU03 (maschio) o stampato in bronzo fosforoso e doratura gold flash (femmina), ghiera di tenuta meccanica in Ottone Nichelato, corpo in poliammide nero durezza shore 92H. O-ring di tenuta in NBR (femmina)

MATERIALS

Contact plug holder: self-extinguishing ABS UL94 V0. Turned contact: gold plating AU03 (male). Contact: phosphorous bronze with gold flash (female). Metal ring nut: nickel-plated brass. Body connector: black polyamide. O-ring: NBR (female).

SPECIFICHE TECNICHE

TECHNICAL SPECIFICATIONS

Normativa di riferimento	Reference standards	IEC 61076-2-104
Corrente Nominale	Nominal Currents	3 A
Tensione Nominale 3 Poli	Nominal Voltage 3 Pins	60 V AC-DC
Tensione Nominale 4 Poli	Nominal Voltage 4 Pins	30 V AC-DC
Grado di protezione	Protection Class	IP67
Resistività di massa	Resistance	≤ 5mΩ
Temperatura di esercizio (connettore)	Working Temperature	-20/+80°C Fix Install

CONNETTORI M12 / M12 CONNECTORS

MATERIALI

Portacontatto in ABS V0 UL94 autoestingente, contatto tornito in ottone dorato AU03 (maschio) o stampato in bronzo fosforoso e doratura gold flash (femmina), ghiera di tenuta meccanica in Ottone Nichelato, corpo in poliammide nero durezza shore 92H. O-ring di tenuta in Viton (femmina).

MATERIALS

Contact plug holder: self-extinguishing ABS UL94 V0. Turned contact: gold plating AU03 (male). Contact: phosphorous bronze with gold flash (female). Metal ring nut: nickel-plated brass. Metal ring nut: nickel-plated brass. Body connector: black polyamide. O-ring: Viton (female).

SPECIFICHE TECNICHE

TECHNICAL SPECIFICATIONS

Normativa di riferimento	Reference standards	IEC 61076-2-101
Corrente Nominale	Nominal Currents	4 A
Tensione Nominale	Nominal Voltage	250 V AC-DC
Grado di protezione	Protection Class	IP67
Resistività di massa	Resistance	≤ 5mΩ
Temperatura di esercizio (connettore)	Working Temperature	-20/+80°C Fix Install

3 CONDUTTORI / 3 WIRE

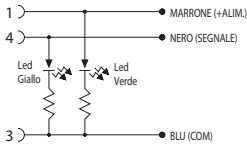
COD.	"C"	"CN"	"R"	"RN"	"CS"	"RS"
SPECIFICHE CAVO CABLE SPECIFICATIONS	CAVO PVC UL/CSA UL/CSA PVC CABLE	CAVO PVC UL/CSA UL/CSA PUR CABLE	CAVO PUR UL/CSA UL/CSA PUR CABLE	CAVO PUR UL/CSA UL/CSA PUR CABLE	CAVO PVC SCHERMATO PVC SHIELDED CABLE	CAVO PUR SCHERMATO PUR SHIELDED CABLE
Sezioni Sections	3 x 22AWG (3 x 0.35) 80° - 300 V	3 x 22AWG (3 x 0.35) 80° - 300 V	3 x 22AWG (3 x 0.35) 80° - 300 V	3 x 22AWG (3 x 0.35) 80° - 300 V	3 x 22AWG (3 x 0.35) ST 80° - 300 V	3 x 22AWG (3 x 0.35) ST 80° - 300 V
Diametri Diameter	4.7 +/- 0.2	4.5 +/- 0.2	4.5 +/- 0.2	4.5 +/- 0.2	4.8 +/- 0.2	4.8 +/- 0.2
Conduttori Conductor	PVC classe 6 FLEX 32 x 0.10	PVC classe 6 FLEX 19 x 0.15	PVC classe 6 FLEX 19 x 0.15	PVC classe 6 FLEX 19 x 0.15	PVC classe 6 FLEX 19 x 0.15	PVC classe 6 FLEX 19 x 0.15
Guaina Esterna Outer Jacket	PVC UL/CSA Oil Resistant UL 1581 STYLE 2464 Grey Ral 7035 Flam Test FT1	PVC UL/CSA Oil Resistant ISO 6722 STYLE 2464 Black RAL 9005 Flame Test FT1	PUR compound Oil resistant ISO 6722 STYLE 21441 Grey Ral 7035 Flam Test FT2	PUR compound Oil resistant ISO 6722 STYLE 21441 Black Flam Test FT2	PVC UL/CSA Oil resistant ISO 6722 STYLE 2464 Grey Ral 7035 Flam Test FT1	PUR Compound Oil resistant ISO 6722 STYLE 21441 Grey Ral 7035 Flam Test FT2
Normative di riferimento Reference standards						
Temperatura di esercizio Working temperature	-15 / +80°C Static App. +5/ +80°C Dynamic App.	-5 / +80°C Static App. +5/ +80°C Dynamic App.	-30 / +80°C Static App. -5/ +80°C Dynamic App.	-30 / +80°C Static App. -5/ +80°C Dynamic App.	-5 / +80°C Static App.	-30 / +80°C Static App. -5/ +80°C Dynamic App.
Raggio di curvatura Bending radius	10 x Ø esterno	10 x Ø esterno	10 x Ø esterno	10 x Ø esterno	10 x Ø esterno	10 x Ø esterno
Schermatura Shield	---	---	---	---	A treccia - Copertura ≥ 80% Braided coverage ≥ 80%	A treccia - Copertura ≥ 80% Braided coverage ≥ 80%
Velocità di traslazione Traslation's speed	90 mt / min	90 mt / min	120 mt / min	120 mt / min	---	---
Accelerazione Acceleration	4 mt / secq	4 mt / secq	5 mt / secq	5 mt / secq	---	5 mt / secq

CONFIGURAZIONI AGGIUNTIVE / MORE CONFIGURATIONS


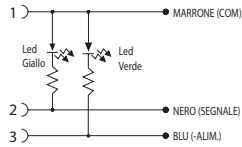
Ghiera Inox AISI 304 / <i>Inox AISI 304 Ring Nut</i>	min. 50 pcs	X
Connettore schermato / <i>Shielded Connector</i>		H

SCHEMA ELETTRICO / ELECTRICAL LAYOUT

PNP (P)



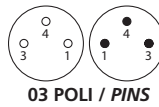
NPN (N)



COMPOSIZIONE CODICE CODE COMPOSITION	CONFIGURAZIONI AGGIUNTIVE MORE CONFIGURATIONS
Tipologia cavo (vedi cod. in tabella) Cable type (code like table) AS-PL0500304/***	G = grafoplast
lunghezza cavo cable length 001 = 10 cm 010 = 1 m 100 = 10 m	H = connettore schermato shielded connector
Cod. (vedi tabella) Code (like tab)	X = ghiera inox / <i>inox ring nut</i>
	HX = connettore schermato e ghiera inox shielded connector and <i>inox ring nut</i>

A, B:

M8



M12

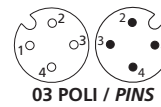


TABELLA COLORI COLOURS TABLE

1		BN
3		BU
4		BK

A 4 POLI / 4 PINS

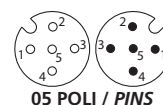
M12

		F AX	F RD	F RD LED	M AX	M RD	
B 3 POLI / 3 PINS	M8		09	17	23N 23P	29	34
			08	16	22N 22P	28	33
			07	15	21N 21P	27	32
			06	14	20N 20P	26	31



A, B:

M12



05 POLI / PINS

**TABELLA COLORI
COLOURS TABLE**

1	BN
2	WH
3	BU
4	BK
5	GY

CONFIGURAZIONI AGGIUNTIVE / MORE CONFIGURATIONS

Ghiera Inox AISI 304 / *Inox AISI 304 Ring Nut* min. 50 pcs **X**

Connettore schermato / *Shielded Connector* **H**

Connettore cod. B / *Connector B code* **B**



COMPOSIZIONE CODICE CODE COMPOSITION	CONFIGURAZIONI AGGIUNTIVE MORE CONFIGURATIONS
Tipologia cavo (vedi cod. in tabella) Cable type (code like table) AS-PL0500505/***/**B/* lunghezza cavo cable length 001 = 10 cm 010 = 1 m 100 = 10 m Cod. (vedi tabella) Code (like tab)	B = Connector Cod. B G = grafoplast H = connettore schermato shielded connector X = ghiera inox / <i>inox ring nut</i> HX = connettore schermato e ghiera inox shielded connector and <i>inox ring nut</i>

A M12 5 POLI / 5 PINS				
	F AX	F RD	M AX	M RD
B M12 5 POLI / 5 PINS	M RD	05	13	25
	M AX	04	12	24
	F RD	02	10	
	F AX	01		

MATERIALI

Portacontatto in ABS V0 UL94 autoestinguente, contatto tornito in ottone dorato AU03 (maschio) o stampato in bronzo fosforoso e doratura gold flash (femmina), ghiera di tenuta meccanica in Ottone Nichelato, corpo in poliammide nero durezza shore 92H. O-ring di tenuta in Viton (femmina).

MATERIALS

Contact plug holder: self-extinguishing ABS UL94 V0. Turned contact: gold plating AU03 (male). Contact: phosphorous bronze with gold flash (female). Metal ring nut: nickel-plated brass. Metal ring nut: nickel-plated brass. Body connector: black polyamide. O-ring: Viton (female).

SPECIFICHE TECNICHE

TECHNICAL SPECIFICATIONS

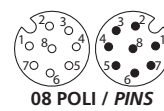
Normativa di riferimento	Reference standards	IEC 61076-2-101
Corrente Nominale	Nominal Currents	4 A
Tensione Nominale	Nominal Voltage	60 V AC-DC
Grado di protezione	Protection Class	IP67
Resistività di massa	Resistance	≤ 5mΩ
Temperatura di esercizio (connettore)	Working Temperature	-20/+80°C Fix Install

5 CONDUTTORI / 5 WIRE

COD.	"C"	"CUY"	"CN"	"R"	"RN"	"RUN"	"CS"	"CSUY"	"CSUN"	"RSUN"
SPECIFICHE CAVO CABLE SPECIFICATIONS	CAVO PVC UL/CSA UL/CSA PVC CABLE	CAVO PVC UL/CSA UL/CSA PVC CABLE	CAVO PVC UL/CSA UL/CSA PUR CABLE	CAVO PUR UL/CSA UL/CSA PUR CABLE	CAVO PVC UL/CSA UL/CSA PUR CABLE	CAVO PUR UL/CSA UL/CSA PUR CABLE	CAVO PVC SCHERMATO SHIELDED PVC CABLE	CAVO PVC SCHERMATO SHIELDED PVC CABLE	CAVO PVC SCHERMATO SHIELDED PVC CABLE	CAVO PUR SCHERMATO SHIELDED PUR CABLE
Sezioni Sections	5 x 24AWG (5 x 0.25) 80°C - 300 V	5 x 24AWG (5 x 0.25) 80°C - 300 V	5 x 24AWG (5 x 0.25) 80°C - 300 V	5 x 24AWG (5 x 0.25) 80°C - 300 V	5 x 24AWG (5 x 0.25) 80°C - 300 V	5 x 22AWG (5 x 0.34) 80°C - 300 V	5 x 24AWG (5 x 0.25) ST 80°C - 300 V	5 x 24AWG (5 x 0.25) ST 80°C - 300 V	5 x 24AWG (5 x 0.25) ST 80°C - 300 V	5 x 22AWG (5 x 0.34) ST 80°C - 300 V
Diametri Diameter	5 +/- 0.2	4.8 +/- 0.2	4.7 +/- 0.2	5 +/- 0.2	5 +/- 0.2	4.9 +/- 0.2	5.6 +/- 0.2	5.1 +/- 0.2	5.6 +/- 0.2	6.3 +/- 0.2
Conduttori Conductor	PVC classe 6 FLEX 19 x 0.13	PVC classe 6 FLEX 32 x 0.10	PVC classe 6 FLEX 32 x 0.10	PVC classe 6 FLEX 19 x 0.13	PVC classe 6 FLEX 42 x 0.10	PVC classe 6 FLEX 42 x 0.10	PVC classe 6 FLEX 19 x 0.13	PVC FLEX 32 x 0.10	PVC classe 6 FLEX 19 x 0.13	PVC classe 6 FLEX 42 x 0.10
Guaina Esterna Outer Jacket	PVC UL/CSA Oil resistant ISO 6722 STYLE 2464 Grey Ral 7035 Flam Test FT1	PVC UL/CSA Oil resistant UL 20167 STYLE 2464 Yellow RAL 1021 DESINA Flam Test FT1	PVC UL/CSA Oil resistant UL 1581 STYLE 2464 Black Flam Test FT1	PUR compound Oil resistant ISO 6722 STYLE 21441 Grey Ral 7035 Flam Test FT2	PUR UL/CSA Oil resistant UL 1581 STYLE 20549 Black Flam Test FT1	PUR UL/CSA Oil resistant UL 1581 STYLE 20549 Black Flam Test FT1	PVC UL/CSA Oil resistant ISO 6722 STYLE 2464 Grey Ral 7035 Flam Test FT1	PVC UL/CSA Oil resistant ISO 6722 STYLE 2464 Yellow Ral 1021 DESINA Flam Test FT1	PVC UL/CSA Oil resistant UL 1581 STYLE 2464 Black Flam Test FT1	PUR UL/CSA Oil resistant UL 1581 STYLE 20549 Halogen Free - Black Flam Test FT1
Normative di riferimento Reference standards	RU	RU	RU	RU	RU	RU	RU	RU	RU	RU
Temperatura di esercizio Working temperature	-5 / +80°C Static App. +5 / +80°C Dynamic App.	-5 / +80°C Static App. +5 / +80°C Dynamic App.	-15 / +80°C Static App. +5 / +80°C Dynamic App.	-30 / +80°C Static App. -5 / +80°C Dynamic App.	-15 / +80°C Static App. -5 / +80°C Dynamic App.	-40 / +80°C Static App. -5 / +80°C Dynamic App.	-5 / +80°C Static App. +5 / +80°C Dynamic App.	-15 / +80°C Static App.	-5 / +80°C Static App.	-40 / +80°C Static App. -5 / +80°C Dynamic App.
Raggio di curvatura Bending radius	10 x Ø esterno	10 x Ø esterno	10 x Ø esterno	10 x Ø esterno	10 x Ø esterno	10 x Ø esterno	10 x Ø esterno	12 x Ø esterno	12 x Ø esterno	7 x Ø esterno
Schermatura Shield	---	---	---	---	---	---	A treccia - Copertura ≥ 80% Braided coverage ≥ 80%	A treccia - Copertura ≥ 85% Braided coverage ≥ 85%	A treccia - Copertura ≥ 85% Braided coverage ≥ 85%	A treccia - Copertura ≥ 85% Braided coverage ≥ 85%
Velocità di trazione Traslation's speed	90 mt / min	90 mt / min	90 mt / min	90 mt / min	150 mt / min	200 mt / min	90 mt / min	---	---	220 mt / min
Accelerazione Acceleration	4 mt / seqq	4 mt / seqq	4 mt / seqq	5 mt / seqq	4 mt / seqq	30 mt / seqq	4 mt / seqq	---	---	10 mt / seqq



A, B:
M12



08 POLI / PINS

TABELLA COLORI
COLOURS TABLE

1	WH
2	BN
3	GN
4	YE
5	GY
6	PK
7	BU
8	RD

A M12 8 POLI / 8 PINS

		F AX	F RD	M AX	M RD
B M12 8 POLI / 8 PINS	M RD	05	13	25	30
	M AX	04	12	24	
	F RD	02	10		
	F AX	01			

CONFIGURAZIONI AGGIUNTIVE / MORE CONFIGURATIONS

Ghiera Inox AISI 304 / <i>Inox AISI 304 Ring Nut</i>	min. 50 pcs	X
Connettore schermato / <i>Shielded Connector</i>		H

COMPOSIZIONE CODICE

AS-PL0500808/***/**/*

lunghezza cavo
Cable length
001 = 10 cm
010 = 1 m
100 = 10 m

Cod. (vedi tabella)
Code (like tab)

CONFIGURAZIONI AGGIUNTIVE

MORE CONFIGURATIONS

G = grafoplast

H = connettore schermato
shielded connector

X = ghiera inox / *inox ring nut*

HX = connettore schermato e ghiera inox
shielded connector and inox ring nut

MATERIALI

Portacontatto in ABS V0 UL94 autoestinguente, contatto tornito in ottone dorato AU03. Ghiera di tenuta meccanica in Ottone Nichelato. Corpo in poliammide nero durezza shore 92H. O-ring di tenuta in Viton (femmina).

MATERIALS

Contact plug holder: self-extinguishing ABS UL94 V0. Turned contact: gold plating AU03. Metal ring nut: nickel-plated brass. Metal ring nut: nickel-plated brass. Body connector: black polyamide. O-ring: Viton (female).

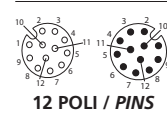
SPECIFICHE TECNICHE

TECHNICAL SPECIFICATIONS

Normativa di riferimento	Reference standards	IEC 61076-2-101
Corrente Nominale	Nominal Currents	2 A
Tensione Nominale	Nominal Voltage	30 V AC-DC
Grado di protezione	Protection Class	IP67
Resistività di massa	Resistance	≤ 5mΩ
Temperatura di esercizio (connettore)	Working Temperature	-20/+80°C Fix Install

8 CONDUTTORI / 8 WIRE

COD.	"C"	"CUY"	"CUN"	"RUN"	"CS"	"CSUY"	"CSUN"	"RSUN"
SPECIFICHE CAVO	CAVO PVC UL/CSA	CAVO PVC UL/CSA	CAVO PVC UL/CSA	CAVO PUR UL/CSA	CAVO PVC SCHERMATO UL/CSA	CAVO PVC SCHERMATO UL/CSA	CAVO PVC SCHERMATO UL/CSA	CAVO PUR UL/CSA SCHERMATO
CABLE SPECIFICATIONS	UL/CSA PVC CABLE	UL/CSA PVC CABLE	UL/CSA PVC CABLE	UL/CSA PUR CABLE	UL/CSA PVC SHIELDED CABLE	UL/CSA PVC SHIELDED CABLE	UL/CSA PVC SHIELDED CABLE	UL/CSA PUR SHIELDED CABLE
Sezioni Sections	8 x 24AWG (8 x 0.22) 80°C - 300 V	8 x 24AWG (8 x 0.25) 80°C - 300 V	8 x 24AWG (8 x 0.25) 80°C - 300 V	8 x 24AWG (8 x 0.25) 80°C - 300 V	8 x 24AWG (8 x 0.25) ST 80°C - 300 V	8 x 24AWG (8 x 0.25) ST 80°C - 300 V	8 x 24AWG (8 x 0.25) ST 80°C - 300 V	8 x 24AWG (8 x 0.25) ST 80°C - 300 V
Diametri Diameter	5.8 +/- 0.2	6.8 +/- 0.2	5.8 +/- 0.2	6.0 +/- 0.2	6.7 +/- 0.2	6.8 +/- 0.2	6.5 +/- 0.1	6.7 +/- 0.2
Conduttori Conductor	PVC classe 6 FLEX 7 x 0.20	PVC FLEX 32 x 0.10	PVC classe 6 FLEX 32 x 0.10	PVC classe 6 FLEX 32 x 0.10	PVC FLEX 19 x 0.13	PVC FLEX 32 x 0.10	PVC classe 6 FLEX 32 x 0.10	PVC classe 6 FLEX 19 x 0.13
Guaina Esterna Outer Jacket	PVC UL/CSA Oil resistant ISO 6722 STYLE 2464 Grey RAL 7035 Flam Test FT1	PVC UL/CSA STYLE 2095 Yellow RAL 1021 DESINA Flam Test FT1	PVC UL/CSA STYLE 2464 Black Flam Test FT1	PUR UL/CSA STYLE 20233 Black Flam Test FT1	PVC UL/CSA Oil Resistant ISO 6722 STYLE 2464 Grey RAL 7035 Flam Test FT1	PVC UL/CSA STYLE 2095 Yellow RAL 1021 DESINA Flam Test FT1	PVC UL/CSA STYLE 2464 Black Flam Test FT1	PUR UL/CSA Oil resistant ISO 6722 STYLE 21441 Black Flam Test FT2
Normative di riferimento Reference standards								
Temperatura di esercizio Working temperature	-25 / +80°C Static App. +5 / +80°C Dynamic App.	-15 / +80°C Static App. +5 / +80°C Dynamic App.	-15 / +80°C Static App. +5 / +80°C Dynamic App.	-40 / +80°C Static App. -5 / +80°C Dynamic App.	-5 / +80°C Static App.	-15 / +80°C Static App. +5 / +80°C Dynamic App.	-15 / +80°C Static App.	-30 / +80°C Static App. -5 / +80°C Dynamic App.
Raggio di curvatura Bending radius	10 x Ø esterno	10 x Ø esterno	12 x Ø esterno	7 x Ø esterno	12 x Ø esterno	10 x Ø esterno	12 x Ø esterno	7 x Ø esterno
Schermatura Shield	---	---	---	---	A treccia - Copertura ≥ 80% Braided coverage ≥ 80%	A treccia - Copertura ≥ 80% Braided coverage ≥ 80%	A treccia - Copertura ≥ 80% Braided coverage ≥ 80%	A treccia - Copertura ≥ 85% Braided coverage ≥ 85%
Velocità di traslazione Traslation's speed	90 mt / min	90 mt / min	120 mt / min	220 mt / min	---	---	---	200 mt / min
Accelerazione Acceleration	4 mt / seqq	4 mt / seqq	4 mt / seqq	10 mt / seqq	---	---	---	5 mt / seqq


A, B:
M12

12 POLI / PINS
TABELLA COLORI
COLOURS TABLE

1	WH
2	BN
3	GN
4	YE
5	GY
6	PK
7	BU
8	RD
9	BK
10	VT
11	GYPK
12	RDBU

CONFIGURAZIONI AGGIUNTIVE / MORE CONFIGURATIONS

Ghiera Inox AISI 304 / <i>Inox AISI 304 Ring Nut</i>	min. 50 pcs	X
Connettore schermato / <i>Shielded Connector</i>		H

COMPOSIZIONE CODICE CODE COMPOSITION	CONFIGURAZIONI AGGIUNTIVE MORE CONFIGURATIONS
Tipologia cavo (vedi cod. in tabella) Cable type (code like table) AS-PL0501212/***/**/* lunghezza cavo cable length 001 = 10 cm 010 = 1 m 100 = 10 m	G = grafoplast H = connettore schermato shielded connector X = ghiera inox / <i>inox ring nut</i> HX = connettore schermato e ghiera inox shielded connector and <i>inox ring nut</i>

A M12 12 POLI / 12 PINS

		F AX	F RD	M AX	M RD
B M12 12 POLI / 12 PINS	M RD	05	13	25	30
	M AX	04	12	24	
	F RD	02	10		
	F AX	01			

MATERIALI

Portacontatto in ABS V0 UL94 autoestinguente, contatto tornito in ottone dorato AU03. Ghiera di tenuta meccanica in Ottone Nichelato. Corpo in poliammide nero durezza shore 92H. O-ring di tenuta in Viton (femmina).

MATERIALS

Contact plug holder: self-extinguishing ABS UL94 V0. Turned contact: gold plating AU03. Metal ring nut: nickel-plated brass. Metal ring nut: nickel-plated brass. Body connector: black polyamide. O-ring: Viton (female).

SPECIFICHE TECNICHE
TECHNICAL SPECIFICATIONS

Normativa di riferimento	Reference standards	IEC 61076-2-101
Corrente Nominale	Nominal Currents	1.5 A
Tensione Nominale	Nominal Voltage	30 V AC-DC
Grado di protezione	Protection Class	IP67
Resistività di massa	Resistance	≤ 5mΩ
Temperatura di esercizio (connettore)	Working Temperature	-20/+80°C Fix Install

COD.	C	R	CS	RS
SPECIFICHE CAVO CABLE SPECIFICATIONS	CAVO PVC UL/CSA UL/CSA PVC CABLE	CAVO PUR SCHERMATO UL/CSA PUR SHIELDED CABLE	CAVO PVC SCHERMATO UL/CSA UL/CSA PVC SHIELDED CABLE	CAVO PUR SCHERMATO UL/CSA UL/CSA PUR SHIELDED CABLE
Sezioni Sections	12 x awg 24 (12 x 0,25) 80° - 300 V	12 x awg 24 (12 x 0,25) 80° - 300 V	12 x awg 24 ST (12 x 0,25) 80° - 300 V	12 x awg 24 ST (12 x 0,25) 80° - 300 V
Diametri Diameter	6.5 +/- 0.2	7.1 +/- 0.2	6.9 +/- 0.2	7.6 +/- 0.2
Conduttori Conductor	TPO Classe 5 FLEX	TPO Classe 6 FLEX	TPO Classe 5 FLEX	TPO Classe 6 FLEX
Guaina Esterna Outer Jacket	PVC UL/CSA STYLE 21179 Grey DESINA Flam Retardant FT1	PUR UL/CSA STYLE 211576 Grey DESINA Flam Retardant FT2	PVC UL/CSA STYLE 21179 Grey DESINA Flam Retardant FT1	PUR UL/CSA STYLE 211576 Grey DESINA Flam Retardant FT2
Normative di riferimento Reference standards	UL	UL	UL	UL
Temperatura di esercizio Working temperature	-30 / +80°C Static App. -5 / +80°C Mobile App.	-40 / +80°C Static App. -30 / +80°C Mobile App.	-30 / +80°C Static App. -5 / +80°C Mobile App.	-40 / +80°C Static App. -30 / +80°C Mobile App.
Raggio di curvatura Bending radius	6 x Ø esterno Static App. 15 x Ø esterno Dynamic App.	5 x Ø esterno Static App. 5 x Ø esterno Dynamic App.	6 x Ø esterno Static App. 15 x Ø esterno Dynamic App.	5 x Ø esterno Static App. 7.5 x Ø esterno Dynamic App.
Schermatura Shield	---	---	A treccia - Copertura ≥ 85% Braided coverage ≥ 85%	A treccia - Copertura ≥ 85% Braided coverage ≥ 85%
Velocità di traslazione Traslation's speed	---	300 mt / min	---	300 mt / min
Accelerazione Acceleration	---	40 mt / secq	---	40 mt / secq

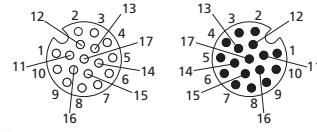


TABELLA COLORI COLOURS TABLE	
1	WH
2	BN
3	GN
4	YE
5	GY
6	PK
7	BU
8	RD
9	BK
10	VT
11	GYPK
12	RDBU
13	WHGN
14	BNGN
15	WHYE
16	YEBN
17	WHGY

CONFIGURAZIONI AGGIUNTIVE / MORE CONFIGURATIONS

Ghiera Inox AISI 304 / <i>Inox AISI 304 Ring Nut</i>	min. 50 pcs	X
Connettore schermato / <i>Shielded Connector</i>		H

COMPOSIZIONE CODICE CODE COMPOSITION	CONFIGURAZIONI AGGIUNTIVE MORE CONFIGURATIONS
<p>Tipologia cavo (vedi cod. in tabella) Cable type (code like table)</p> <p>AS-PL0501717/**</p> <p>lunghezza cavo cable length 001 = 10 cm 010 = 1 m 100 = 10 m</p> <p>Cod. (vedi tabella) Code (like tab)</p>	<p>G = grafoplast</p> <p>H = connettore schermato shielded connector X = ghiera inox / <i>inox ring nut</i> HX = connettore schermato e ghiera inox shielded connector and <i>inox ring nut</i></p>

A M12 17 POLI / 17 PINS

		F AX	F RD	M AX	M RD
B M12 17 POLI / 17 PINS	M RD	05	13	25	30
	M AX	04	12	24	
	F RD	02	10		
	F AX	01			

MATERIALI

Portacontatto in ABS V0 UL94 autoestinguente, contatto tornito in ottone dorato AU03. Ghiera di tenuta meccanica in Ottone Nichelato. Corpo in poliammide nero durezza shore 92H. O-ring di tenuta in Viton (femmina).

MATERIALS

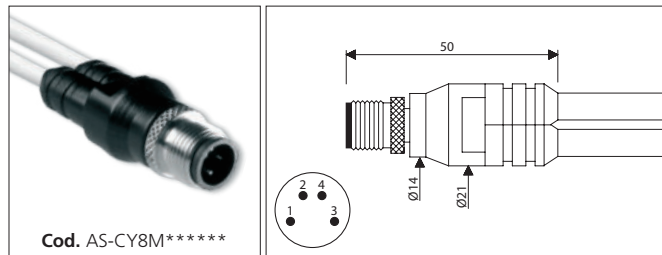
Contact plug holder: self-extinguishing ABS UL94 V0. Turned contact: gold plating AU03. Metal ring nut: nickel-plated brass. Metal ring nut: nickel-plated brass. Body connector: black polyamide. O-ring: Viton (female).

SPECIFICHE TECNICHE TECHNICAL SPECIFICATIONS

Normativa di riferimento	Reference standards	IEC 61076-2-101
Corrente Nominale	Nominal Currents	1.5 A
Tensione Nominale	Nominal Voltage	30 V AC-DC
Grado di protezione	Protection Class	IP67
Resistività di massa	Resistance	≤ 5mΩ
Temperatura di esercizio (connettore)	Working Temperature	-20/+80°C Fix Install

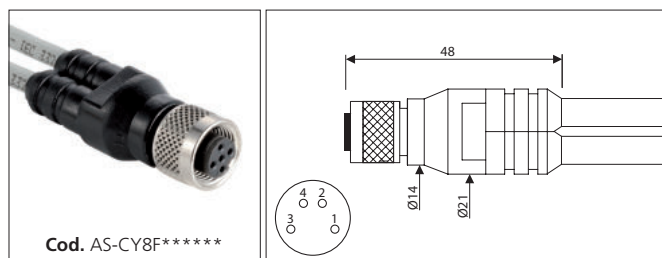
COD.	C	R	CS	RS
SPECIFICHE CAVO CABLE SPECIFICATIONS	CAVO PVC UL/CSA UL/CSA PVC CABLE	CAVO PUR SCHERMATO UL/CSA PUR SHIELDED CABLE	CAVO PVC SCHERMATO UL/CSA PVC SHIELDED CABLE	CAVO PUR SCHERMATO UL/CSA PUR SHIELDED CABLE
Sezioni Sections	17 x awg 26 (12 x 0.14) 80° - 300 V	17 x awg 26 (12 x 0.14) 80° - 300 V	17 x awg 26 ST (12 x 0.14) 80° - 300 V	17 x awg 26 ST (12 x 0.14) 80° - 300 V
Diametri Diameter	7.3 +/- 0.2	7.1 +/- 0.2	7.9 +/- 0.2	7.6 +/- 0.2
Conduttori Conductor	TPO Classe 5 FLEX	TPO Classe 6 FLEX	TPO Classe 5 FLEX	TPO Classe 6 FLEX
Guaina Esterna Outer Jacket	PVC UL/CSA STYLE 21179 Grey DESINA Flam Retardant FT1	PUR UL/CSA STYLE 21576 Grey DESINA Flam Retardant FT2	PVC UL/CSA STYLE 21179 Grey DESINA Flam Retardant FT1	PUR UL/CSA STYLE 21576 Grey DESINA Flam Retardant FT2
Normative di riferimento Reference standards				
Temperatura di esercizio Working temperature	-30 / +80°C Static App. -5 / +80°C Mobile App.	-40 / +80°C Static App. -30 / +80°C Mobile App.	-30 / +80°C Static App. -5 / +80°C Mobile App.	-40 / +80°C Static App. -30 / +80°C Mobile App.
Raggio di curvatura Bending radius	6 x Ø esterno Static App. 15 x Ø esterno Dynamic App.	5 x Ø esterno Static App. 5 x Ø esterno Dynamic App.	6 x Ø esterno Static App. 15 x Ø esterno Dynamic App.	5 x Ø esterno Static App. 7.5 x Ø esterno Dynamic App.
Schermatura Shield	---	---	A treccia - Copertura ≥ 85% Braided coverage ≥ 85%	A treccia - Copertura ≥ 85% Braided coverage ≥ 85%
Velocità di traslazione Traslation's speed	---	300 mt / min	---	300 mt / min
Accelerazione Acceleration	---	40 mt / secq	---	40 mt / secq

MASCHIO / MALE



Cod. AS-CY8M*****

FEMMINA / FEMALE



Cod. AS-CY8F*****

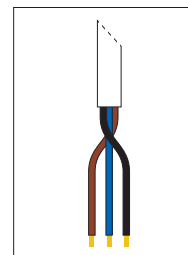


TABELLA COLORI
COLOURS TABLE

1	BN
3	BU
4	BK

CONFIGURAZIONI AGGIUNTIVE / MORE CONFIGURATIONS

Ghiera Inox AISI 304 / <i>Inox AISI 304 Ring Nut</i>	min. 50 pcs	X
Connettore schermato / <i>Shielded Connector</i>		H

MATERIALI

Portacontatto in ABS V0 UL94 autoestinguente, contatto tornito in ottone dorato AU03. Ghiera di tenuta meccanica in Ottone Nichelato. Corpo in poliammide nero durezza shore 92H. O-ring di tenuta in Viton (femmina).

MATERIALS

Contact plug holder: self-extinguishing ABS UL94 V0. Turned contact: gold plating AU03 (male). Contact: phosphorous bronze with gold flash (female). Metal ring nut: nickel-plated brass. Metal ring nut: nickel-plated brass. Body connector: black polyamide. O-ring: Viton (female).

COMPOSIZIONE CODICE
CODE COMPOSITION

Tipologia cavo (vedi cod. in tabella)
Cable type (code like table)

F = femmina / female
M = maschio / male

AS-CY8*050/***

lunghezza cavo
cable length
001 = 10 cm
010 = 1 m
100 = 10 m

Cod. (vedi tabella)
Code (like tab)



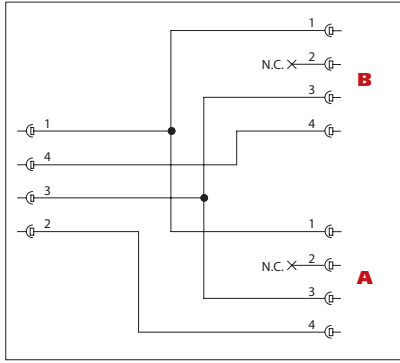
CONFIGURAZIONI AGGIUNTIVE
MORE CONFIGURATIONS

H = connettore schermato
shielded connector
X = ghiera inox / *inox ring nut*
HX = connettore schermato e ghiera inox
shielded connector and *inox ring nut*

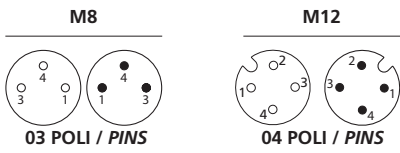
SPECIFICHE TECNICHE	TECHNICAL SPECIFICATIONS	M8	M12
Normativa di riferimento	Reference standards	IEC 61076-2-104	IEC 61076-2-101
Corrente Nominale	Nominal Currents	3 A	4 A
Tensione Nominale	Nominal Voltage	30 V AC-DC	250 V AC-DC
Grado di protezione	Protection Class	IP67	IP67
Resistività di massa	Resistance	≤ 5mΩ	≤ 5mΩ
Temperatura di esercizio	Working Temperature	-20/+80°C Fix Install	-20/+80°C Fix Install

3 CONDUTTORI / 3 WIRE

COD.	"C"	"CN"	"R"	"RN"	"CS"	"RS"
SPECIFICHE CAVO CABLE SPECIFICATIONS	CAVO PVC UL/CSA UL/CSA PVC CABLE	CAVO PVC UL/CSA UL/CSA PVC CABLE	CAVO PUR UL/CSA UL/CSA PUR CABLE	CAVO PUR UL/CSA UL/CSA PUR CABLE	CAVO PVC SCHERMATO PVC SHIELDED CABLE	CAVO PUR SCHERMATO PUR SHIELDED CABLE
Sezioni Sections	3 x 22AWG (3 x 0.35) 80° - 300 V	3 x 22AWG (3 x 0.35) 80° - 300 V	3 x 22AWG (3 x 0.35) 80° - 300 V	3 x 22AWG (3 x 0.35) 80° - 300 V	3 x 22AWG (3 x 0.35) ST 80° - 300 V	3 x 22AWG (3 x 0.35) ST 80° - 300 V
Diametri Diameter	4.7 +/- 0.2	4.5 +/- 0.2	4.5 +/- 0.2	4.5 +/- 0.2	4.8 +/- 0.2	4.8 +/- 0.2
Conduttori Conductor	PVC classe 6 FLEX 32 x 0.10	PVC classe 6 FLEX 19 x 0.15	PVC classe 6 FLEX 19 x 0.15	PVC classe 6 FLEX 19 x 0.15	PVC classe 6 FLEX 19 x 0.15	PVC classe 6 FLEX 19 x 0.15
Guaina Esterna Outer Jacket	PVC UL/CSA Oil Resistant UL 1581 STYLE 2464 Grey Ral 7035 Flam Test FT1	PVC UL/CSA Oil Resistant ISO 6722 STYLE 2464 Black RAL 9005 Flame Test FT1	PUR compound Oil resistant ISO 6722 STYLE 21441 Grey Ral 7035 Flam Test FT2	PUR compound Oil resistant ISO 6722 STYLE 21441 Black Flam Test FT2	PVC UL/CSA Oil resistant ISO 6722 STYLE 2464 Grey Ral 7035 Flam Test FT1	PUR Compound Oil resistant ISO 6722 STYLE 21441 Grey Ral 7035 Flam Test FT2
Normative di riferimento Reference standards						
Temperatura di esercizio Working temperature	-15 / +80°C Static App. +5/ +80°C Dynamic App.	-5 / +80°C Static App. +5/ +80°C Dynamic App.	-30 / +80°C Static App. -5/ +80°C Dynamic App.	-30 / +80°C Static App. -5/ +80°C Dynamic App.	-5 / +80°C Static App.	-30 / +80°C Static App. -5/ +80°C Dynamic App.
Raggio di curvatura Bending radius	10 x Ø esterno	10 x Ø esterno	10 x Ø esterno	10 x Ø esterno	10 x Ø esterno	10 x Ø esterno
Schermatura Shield	---	---	---	---	A treccia - Copertura ≥ 80% Braided coverage ≥ 80%	A treccia - Copertura ≥ 80% Braided coverage ≥ 80%
Velocità di traslazione Traslation's speed	90 mt / min	90 mt / min	120 mt / min	120 mt / min	---	---
Accelerazione Acceleration	4 mt / secq	4 mt / secq	5 mt / secq	5 mt / secq	---	5 mt / secq



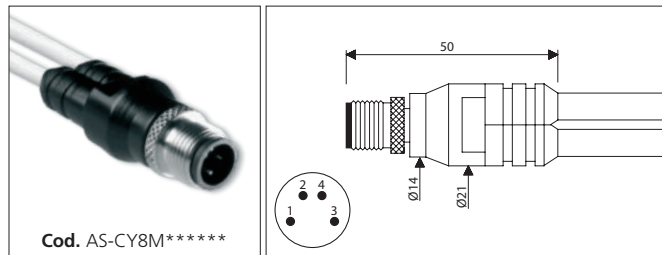
A, B:



A connessione SERIALE / SERIAL connection

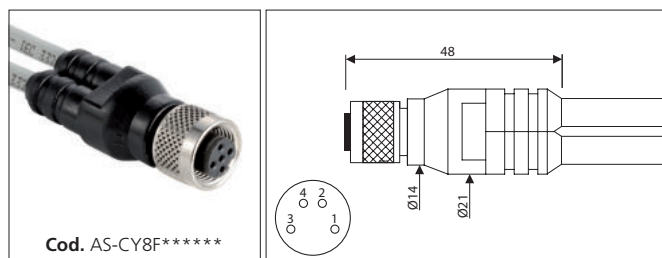
		M12				M8				FREE
		M AX	M RD	F AX	F RD	M AX	M RD	F AX	F RD	FREE
B connessione SERIALE / SERIAL connection	M12									
	M AX	31								
	M RD	32	40							
	F AX	33	41	06						
	F RD	34	42	07	10					
	M AX	35	43	48	50	52				
	M RD	36	44	49	51	53	57			
	F AX	37	45	08	11	54	58	13		
F RD	38	46	09	12	55	59	14	15		
FREE		39	47	02	03	56	60	04	05	01

MASCHIO / MALE

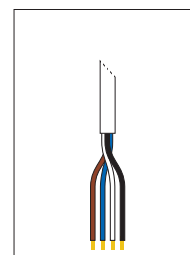


Cod. AS-CY8M*****

FEMMINA / FEMALE



Cod. AS-CY8F*****



**TABELLA COLORI
COLOURS TABLE**

1	BN
2	WH
3	BU
4	BK

CONFIGURAZIONI AGGIUNTIVE / MORE CONFIGURATIONS

Ghiera Inox AISI 304 / <i>Inox AISI 304 Ring Nut</i>	min. 50 pcs	X
Connettore schermato / <i>Shielded Connector</i>		H

MATERIALI

Portacontatto in ABS V0 UL94 autoestinguente, contatto tornito in ottone dorato AU03 (maschio) o stampato in bronzo fosforoso e doratura gold flash (femmina), ghiera di tenuta meccanica in Ottone Nichelato, corpo in poliammide nero durezza shore 92H. O-ring di tenuta in Viton (femmina).

MATERIALS

Contact plug holder: self-extinguishing ABS UL94 V0. Turned contact: gold plating AU03 (male). Contact: phosphorous bronze with gold flash (female). Metal ring nut: nickel-plated brass. Metal ring nut: nickel-plated brass. Body connector: black polyamide. O-ring: Viton (female).

**COMPOSIZIONE CODICE
CODE COMPOSITION**

F = femmina / female
M = maschio / male

Tipologia cavo (vedi cod. in tabella)
Cable type (code like table)

AS-CY8*050/***

lunghezza cavo
cable length
001 = 10 cm
010 = 1 m
100 = 10 m

Cod. (vedi tabella)
Code (like tab)



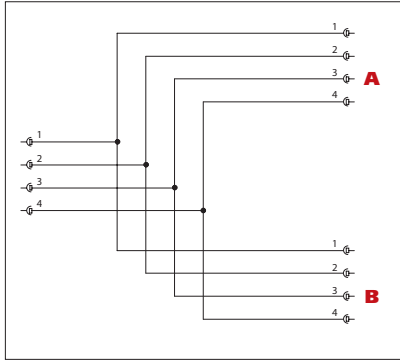
**CONFIGURAZIONI AGGIUNTIVE
MORE CONFIGURATIONS**

H = connettore schermato
shielded connector
X = ghiera inox / *inox ring nut*
HX = connettore schermato e ghiera inox
shielded connector and *inox ring nut*

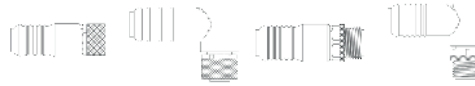
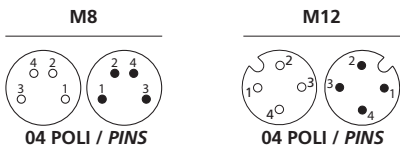
SPECIFICHE TECNICHE	TECHNICAL SPECIFICATIONS	M8	M12
Normativa di riferimento	Reference standards	IEC 61076-2-104	IEC 61076-2-101
Corrente Nominale	Nominal Currents	3 A	4 A
Tensione Nominale	Nominal Voltage	30 V AC-DC	250 V AC-DC
Grado di protezione	Protection Class	IP67	IP67
Resistività di massa	Resistance	≤ 5mΩ	≤ 5mΩ
Temperatura di esercizio	Working Temperature	-20/+80°C Fix Install	-20/+80°C Fix Install

4 CONDUTTORI / 4 WIRE

COD.	"C"	"CUY"	"CN"	"CUN"	"R"	"RUY"	"RN"	"RUN"	"CS"	"CSUN"	"RS"
SPECIFICHE CAVO CABLE SPECIFICATIONS	CAVO PVC UL/CSA UL/CSA PVC CABLE	CAVO PVC UL/CSA UL/CSA PVC CABLE	CAVO PVC UL/CSA UL/CSA PVC CABLE	CAVO PVC UL/CSA UL/CSA PVC CABLE	CAVO PUR UL/CSA UL/CSA PUR CABLE	CAVO PUR UL/CSA UL/CSA PUR CABLE	CAVO PUR UL/CSA UL/CSA PUR CABLE	CAVO PUR UL/CSA UL/CSA PUR CABLE	CAVO PVC SCHERMATO SHIELDED PVC CABLE	CAVO PVC SCHERMATO PVC SHIELDED CABLE	CAVO PUR SCHERMATO SHIELDED PUR CABLE
Sezioni Sections	4 x 24AWG (4 x 0.25) 80° - 300 V	4 x 24AWG (4 x 0.25) 80° - 300 V	4 x 24AWG (4 x 0.25) 80° - 300 V	4 x 22AWG (4 x 0.34) 80° - 300 V	4 x 24AWG (4 x 0.25) 80° - 300 V	4 x 24AWG (4 x 0.25) 80° - 300 V	4 x 24AWG (4 x 0.25) 80° - 300 V	4 x 24AWG (4 x 0.25) 80° - 300 V	4 x 24AWG (4 x 0.25) ST 80° - 300 V	4 x 22AWG (4 x 0.34) ST 80° - 300 V	4 x 24AWG (4 x 0.25) ST 80° - 300 V
Diametri Diameter	4.6 +/- 0.2	4.8 +/- 0.2	4.6 +/- 0.2	4.8 +/- 0.2	4.6 +/- 0.2	4.0 +/- 0.2	4.7 +/- 0.2	4.9 +/- 0.2	4.9 +/- 0.2	5.4 +/- 0.2	4.8 +/- 0.2
Conduttori Conductor	PVC classe 6 FLEX 32 x 0.10	PVC FLEX 32 x 0.10	PVC classe 6 FLEX 32 x 0.10	PVC classe 6 FLEX 19 x 0.15	PVC classe 6 FLEX 19 x 0.13	PVC classe 6 FLEX 32 x 0.10	PVC classe 6 FLEX 19 x 0.13	PVC classe 6 FLEX 19 x 0.15	PVC classe 6 FLEX 19 x 0.13	PVC classe 6 FLEX 42 x 0.10	PVC classe 6 FLEX 19 x 0.13
Guaina Esterna Outer Jacket	PVC UL/CSA Oil resistant UL 1581 STYLE 2464 Grey Ral 7035 Flam Test FT1	PVC UL/CSA Oil resistant UL 1581 STYLE 2464 Yellow RAL 1021 DESINA Flam Test	PVC UL/CSA Oil resistant UL 1581 STYLE 2464 Black Flam Test FT1	PUR UL/CSA Oil resistant ISO 6722 STYLE 2464 Black Flam Test FT1	PUR compound Oil resistant ISO 6722 STYLE 21441 Grey Ral 7035 Flam Test FT2	PUR UL/CSA STYLE 20549 Yellow RAL 1021 DESINA Flam Test FT1	PUR Compound Oil resistant ISO 6722 STYLE 21441 Black - RAL9005 Flam Test FT2	PUR UL/CSA Oil resistant ISO 6722 STYLE 21441 Black RAL 9005 Flam Test FT2	PVC CEI 2022 - II Oil resistant ISO 6722 STYLE 2464 Grey Ral 7035 Flam Test FT1	PVC UL/CSA Oil resistant UL 1581 STYLE 2464 Black Flam Test FT1	PUR Compound Oil resistant ISO 6722 STYLE 20549 Grey Ral 7035 Flam Test FT1
Normative di riferimento Reference standards											
Temperatura di esercizio Working temperature	-5 / +80°C Static App. +5 / +80°C Dynamic App.	-5 / +80°C Static App. +5 / +80°C Dynamic App.	-5 / +80°C Static App. +5 / +80°C Dynamic App.	-5 / +80°C Static App. +5 / +80°C Dynamic App.	-30 / +80°C Static App. -5 / +80°C Dynamic App.	-15 / +80°C Static App. +5 / +80°C Dynamic App.	-30 / +80°C Static App. -5 / +80°C Dynamic App.	-30 / +80°C Static App. -5 / +80°C Dynamic App.	-15 / +80°C Static App.	-15 / +80°C Static App.	-5 / +80°C Static App. +5 / +80°C Dynamic App.
Raggio di curvatura Bending radius	10 x Ø esterno	10 x Ø esterno	10 x Ø esterno	10 x Ø esterno	10 x Ø esterno	10 x Ø esterno	10 x Ø esterno	10 x Ø esterno	10 x Ø esterno	12 x Ø esterno	10 x Ø esterno
Schermatura Shield	---	---	---	---	---	---	---	---	A treccia - Copertura ≥ 80% Braided coverage ≥ 80%	A treccia - Copertura ≥ 80% Braided coverage ≥ 80%	A treccia - Copertura ≥ 80% Braided coverage ≥ 80%
Velocità di traslazione Traslation's speed	90 mt / min	90 mt / min	90 mt / min	120 mt / min	150 mt / min	---	150 mt / min	200 mt / min	---	---	40 mt / min
Accelerazione Acceleration	4 mt / seqq	4 mt / seqq	5 mt / seqq	4 mt / seqq	4 mt / seqq	---	4 mt / seqq	30 mt / seqq	---	---	10 mt / seqq



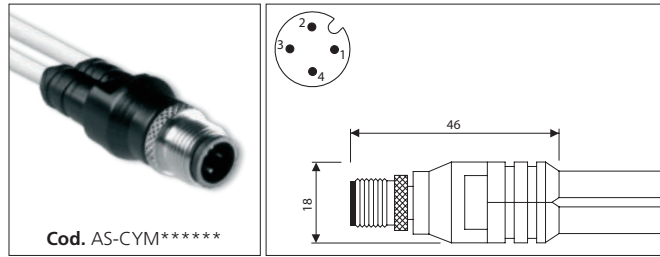
A, B:



A connessione PARALLELO / DOUBLE connection

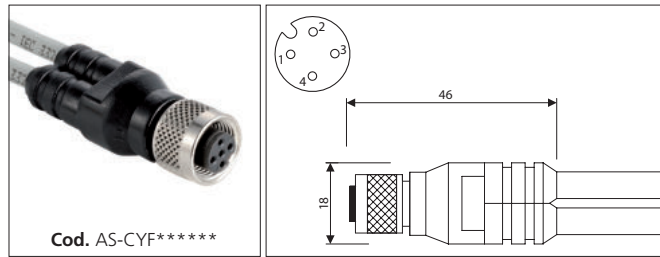
		M12				M8				FREE		
		M AX	M RD	F AX	F RD	M AX	M RD	F AX	F RD	FREE		
B connessione PARALLELO / DOUBLE connection	FREE		82	74	17	18	65	61	19	20	16	
	M8	F RD		83	75	24	27	66	62	29	30	
		F AX		84	76	23	26	67	63	28		
		M RD		85	77	72	70	68	64			
		M AX		86	78	73	71	69				
		F RD		87	79	22	25					
	M12	F AX		88	80	21						
		M RD		89	81							
	M AX		90									

MASCHIO / MALE



Cod. AS-CYM*****

FEMMINA / FEMALE



Cod. AS-CYF*****

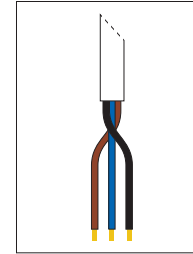


TABELLA COLORI
COLOURS TABLE

1	BN
3	BU
4	BK

CONFIGURAZIONI AGGIUNTIVE / MORE CONFIGURATIONS

Ghiera Inox AISI 304 / <i>Inox AISI 304 Ring Nut</i>	min. 50 pcs	X
Connettore schermato / <i>Shielded Connector</i>		H

MATERIALI

Portacontatto in ABS V0 UL94 autoestinguente, contatto tornito in ottone dorato AU03 (maschio) o stampato in bronzo fosforoso e doratura gold flash (femmina), ghiera di tenuta meccanica in Ottone Nichelato, corpo in poliammide nero durezza shore 92H. O-ring di tenuta in Viton (femmina).

MATERIALS

Contact plug holder: self-extinguishing ABS UL94 V0. Turned contact: gold plating AU03 (male). Contact: phosphorous bronze with gold flash (female). Metal ring nut: nickel-plated brass. Metal ring nut: nickel-plated brass. Body connector: black polyamide. O-ring: Viton (female).

COMPOSIZIONE CODICE
CODE COMPOSITION

Tipologia cavo (vedi cod. in tabella)
Cable type (code like table)

F = femmina / female
M = maschio / male

AS-CY*050/***

lunghezza cavo cable length
001 = 10 cm
010 = 1 m
100 = 10 m

Cod. (vedi tabella)
Code (like tab)



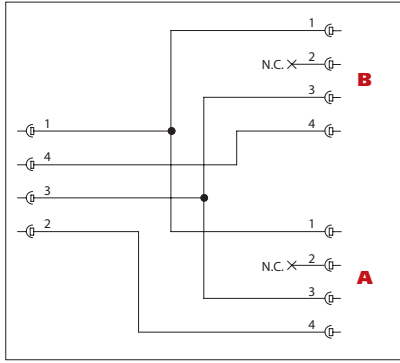
CONFIGURAZIONI AGGIUNTIVE
MORE CONFIGURATIONS

H = connettore schermato shielded connector
X = ghiera inox / *inox ring nut*
HX = connettore schermato e ghiera inox shielded connector and *inox ring nut*

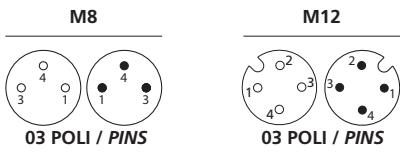
SPECIFICHE TECNICHE	TECHNICAL SPECIFICATIONS	M8	M12
Normativa di riferimento	Reference standards	IEC 61076-2-104	IEC 61076-2-101
Corrente Nominale	Nominal Currents	3 A	4 A
Tensione Nominale	Nominal Voltage	30 V AC-DC	250 V AC-DC
Grado di protezione	Protection Class	IP67	IP67
Resistività di massa	Resistance	≤ 5mΩ	≤ 5mΩ
Temperatura di esercizio	Working Temperature	-20/+80°C Fix Install	-20/+80°C Fix Install

3 CONDUTTORI / 3 WIRE

COD.	"C"	"CN"	"R"	"RN"	"CS"	"RS"
SPECIFICHE CAVO CABLE SPECIFICATIONS	CAVO PVC UL/CSA UL/CSA PVC CABLE	CAVO PVC UL/CSA UL/CSA PVC CABLE	CAVO PUR UL/CSA UL/CSA PUR CABLE	CAVO PUR UL/CSA UL/CSA PUR CABLE	CAVO PVC SCHERMATO PVC SHIELDED CABLE	CAVO PUR SCHERMATO PUR SHIELDED CABLE
Sezioni Sections	3 x 22AWG (3 x 0.35) 80° - 300 V	3 x 22AWG (3 x 0.35) 80° - 300 V	3 x 22AWG (3 x 0.35) 80° - 300 V	3 x 22AWG (3 x 0.35) 80° - 300 V	3 x 22AWG (3 x 0.35) ST 80° - 300 V	3 x 22AWG (3 x 0.35) ST 80° - 300 V
Diametri Diameter	4.7 +/- 0.2	4.5 +/- 0.2	4.5 +/- 0.2	4.5 +/- 0.2	4.8 +/- 0.2	4.8 +/- 0.2
Conduttori Conductor	PVC classe 6 FLEX 32 x 0.10	PVC classe 6 FLEX 19 x 0.15	PVC classe 6 FLEX 19 x 0.15	PVC classe 6 FLEX 19 x 0.15	PVC classe 6 FLEX 19 x 0.15	PVC classe 6 FLEX 19 x 0.15
Guaina Esterna Outer Jacket	PVC UL/CSA Oil Resistant UL 1581 STYLE 2464 Grey Ral 7035 Flam Test FT1	PVC UL/CSA Oil Resistant ISO 6722 STYLE 2464 Black RAL 9005 Flame Test FT1	PUR compound Oil resistant ISO 6722 STYLE 21441 Grey Ral 7035 Flam Test FT2	PUR compound Oil resistant ISO 6722 STYLE 21441 Black Flam Test FT2	PVC UL/CSA Oil resistant ISO 6722 STYLE 2464 Grey Ral 7035 Flam Test FT1	PUR Compound Oil resistant ISO 6722 STYLE 21441 Grey Ral 7035 Flam Test FT2
Normative di riferimento Reference standards						
Temperatura di esercizio Working temperature	-15 / +80°C Static App. +5/ +80°C Dynamic App.	-5 / +80°C Static App. +5/ +80°C Dynamic App.	-30 / +80°C Static App. -5/ +80°C Dynamic App.	-30 / +80°C Static App. -5/ +80°C Dynamic App.	-5 / +80°C Static App.	-30 / +80°C Static App. -5/ +80°C Dynamic App.
Raggio di curvatura Bending radius	10 x Ø esterno	10 x Ø esterno	10 x Ø esterno	10 x Ø esterno	10 x Ø esterno	10 x Ø esterno
Schermatura Shield	---	---	---	---	A treccia - Copertura ≥ 80% Braided coverage ≥ 80%	A treccia - Copertura ≥ 80% Braided coverage ≥ 80%
Velocità di traslazione Traslation's speed	90 mt / min	90 mt / min	120 mt / min	120 mt / min	---	---
Accelerazione Acceleration	4 mt / secq	4 mt / secq	5 mt / secq	5 mt / secq	---	5 mt / secq

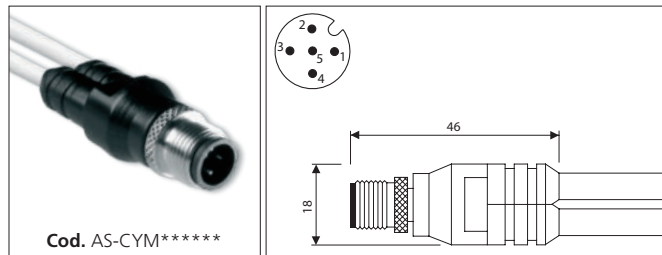


A, B:



		A connessione SERIALE / SERIAL connection									
		M12				M8				FREE	
		M AX	M RD	F AX	F RD	M AX	M RD	F AX	F RD	FREE	
M12	FREE										
	39	47	02	03	56	60	04	05	01		
	M8	F RD									
		38	46	09	12	55	59	14	15		
		F AX									
37		45	08	11	54	58	13				
M12	M RD										
	36	44	49	51	53	57					
	M AX										
35	43	48	50	52							
M12	F RD										
	34	42	07	10							
	F AX										
33	41	06									
M12	M RD										
	32	40									
M12	M AX										
31											

MASCHIO / MALE



Cod. AS-CYM*****

Uscita connettore M8

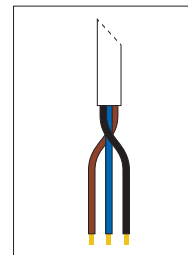
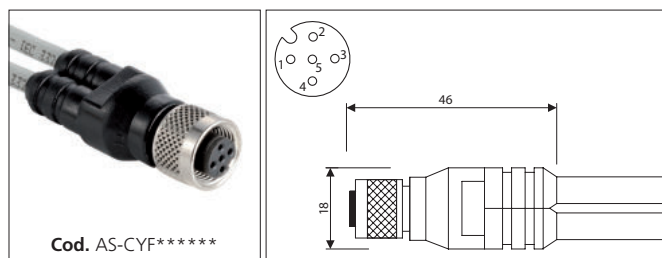


TABELLA COLORI COLOURS TABLE

1	BN
3	BU
4	BK

FEMMINA / FEMALE



Cod. AS-CYF*****

Uscita connettore M12

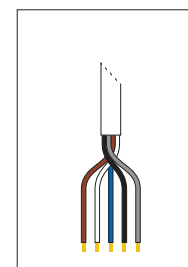


TABELLA COLORI COLOURS TABLE

1	BN
2	WH
3	BU
4	BK
5	GY

CONFIGURAZIONI AGGIUNTIVE / MORE CONFIGURATIONS

Ghiera Inox AISI 304 / Inx AISI 304 Ring Nut	min. 50 pcs	X
Connettore schermato / Shielded Connector		H

MATERIALI

Portacontatto in ABS V0 UL94 autoestinguente, contatto tornito in ottone dorato AU03 (maschio) o stampato in bronzo fosforoso e doratura gold flash (femmina), ghiera di tenuta meccanica in Ottone Nichelato, corpo in poliammide nero durezza shore 92H. O-ring di tenuta in Viton (femmina).

MATERIALS

Contact plug holder: self-extinguishing ABS UL94 V0. Turned contact: gold plating AU03 (male). Contact: phosphorous bronze with gold flash (female). Metal ring nut: nickel-plated brass. Metal ring nut: nickel-plated brass. Body connector: black polyamide. O-ring: Viton (female).

**COMPOSIZIONE CODICE
CODE COMPOSITION**

F = femmina / female
M = maschio / male

Tipologia cavo (vedi cod. in tabella)
Cable type (code like table)

AS-CY*050/***



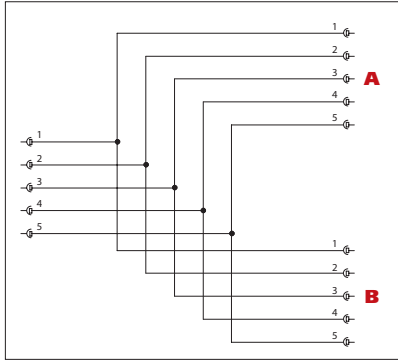
lunghezza cavo
cable length
001 = 10 cm
010 = 1 m
100 = 10 m

Cod. (vedi tabella)
Code (like tab)

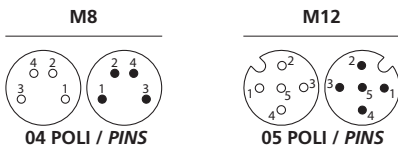
**CONFIGURAZIONI AGGIUNTIVE
MORE CONFIGURATIONS**

H = connettore schermato
shielded connector
X = ghiera inox / inox ring nut
HX = connettore schermato e ghiera inox
shielded connector and inox ring nut

COD.	C	CUY	CN	R	RN	RUN	CS	CSUN
SPECIFICHE CAVO CABLE SPECIFICATIONS	CAVO PVC UL/CSA UL/CSA PVC CABLE	CAVO PVC UL/CSA UL/CSA PVC CABLE	CAVO PVC UL/CSA UL/CSA PUR CABLE	CAVO PUR UL/CSA UL/CSA PUR CABLE	CAVO PUR UL/CSA UL/CSA PUR CABLE	CAVO PUR UL/CSA UL/CSA PUR CABLE	CAVO PVC SCHERMATO SHIELDED PVC CABLE	CAVO PVC SCHERMATO SHIELDED PVC CABLE
Sezioni Sections	4 x 24AWG (4 x 0.25) 5 x 24AWG (5 x 0.25)	4 x 24AWG (4 x 0.25) 5 x 24AWG (5 x 0.25)	4 x 24AWG (4 x 0.25) 5 x 24AWG (5 x 0.25)	4 x 24AWG (4 x 0.25) 5 x 24AWG (5 x 0.25)	4 x 24AWG (4 x 0.25) 5 x 24AWG (5 x 0.25)	4 x awg 22 (4 x 0.35) 5 x 22AWG (5 x 0.35)	4 x 24AWG (4 x 0.25) ST 5 x 24AWG (5 x 0.25) ST	4 x 22AWG (4 x 0.34) ST 5 x 24AWG (5 x 0.25) ST
Diametri Diameter	4.6 +/- 0.15 5 +/- 0.15	4.8 +/- 0.2 4.8 +/- 0.15	4.6 +/- 0.2 4.7 +/- 0.15	4.6 +/- 0.15 5 +/- 0.15	4.7 +/- 0.15 5 +/- 0.15	4.9 +/- 0.2 4.9 +/- 0.2	4.9 +/- 0.15 5.6 +/- 0.15	5.4 +/- 0.1 5.4 +/- 0.2
Conduttori Conductor	PVC classe 6 FLEX 32 x 0.10	PVC classe 6 FLEX 32 x 0.10	PVC classe 6 FLEX 32 x 0.10	PVC classe 6 FLEX 32 x 0.10	PVC 105° classe 6 FLEX 32 x 0.10	PVC classe 6 FLEX 42 x 0.10	PVC classe 6 FLEX 32 x 0.10	PVC classe 6 FLEX 32 x 0.10
Guaina Esterna Outer Jacket	PVC UL/CSA Oil resistant UL 1581 STYLE 20167 Grey Ral 7035 Flam Test FT1	PVC UL/CSA Oil resistant UL 1581 STYLE 20167 Yellow RAL 1021 DESINA Flam Test FT1	PVC UL/CSA Oil resistant UL 1581 STYLE 20549 Black Flam Test FT1	PUR compound Oil resistant UL 1581 STYLE 20167 Grey Ral 7035 Flam Test FT1	PUR compound Oil resistant UL 1581 STYLE 20549 Black Flam Test	PUR UL/CSA Oil resistant UL 1581 STYLE 20549 Black Flam Test FT1	PVC UL/CSA Oil resistant UL 1581 STYLE 20167 Grey Ral 7035 Flam Test FT1	PVC UL/CSA Oil resistant UL 1581 STYLE 2464 Black Flam Test FT1
Normative di riferimento Reference standards								
Temperatura di esercizio Working temperature	-15 / +80°C Static App. +5 / +80°C Dynamic App.	-15 / +80°C Static App. +5 / +80°C Dynamic App.	-15 / +80°C Static App. +5 / +80°C Dynamic App.	-15 / +80°C Static App. -5 / +80°C Dynamic App.	-15 / +80°C Static App. -5 / +80°C Dynamic App.	-40 / +80°C Static App. -5 / +80°C Dynamic App.	-15 / +80°C Static App. +5 / +80°C Dynamic App.	-15 / +80°C Static App.
Raggio di curvatura Bending radius	10 x Ø esterno	10 x Ø esterno	10 x Ø esterno	10 x Ø esterno	10 x Ø esterno	10 x Ø esterno	10 x Ø esterno	12 x Ø esterno
Schermatura Shield	---	---	---	---	---	---	A treccia - Copertura ≥ 80% Braided coverage ≥ 80%	A treccia - Copertura ≥ 85% Braided coverage ≥ 85%
Velocità di traslazione Traslation's speed	90 mt / min	90 mt / min	90 mt / min	90 mt / min	150 mt / min	200 mt / min	90 mt / min	---
Accelerazione Acceleration	4 mt / seqq	4 mt / seqq	4 mt / seqq	4 mt / seqq	4 mt / seqq	30 mt / seqq	4 mt / seqq	---

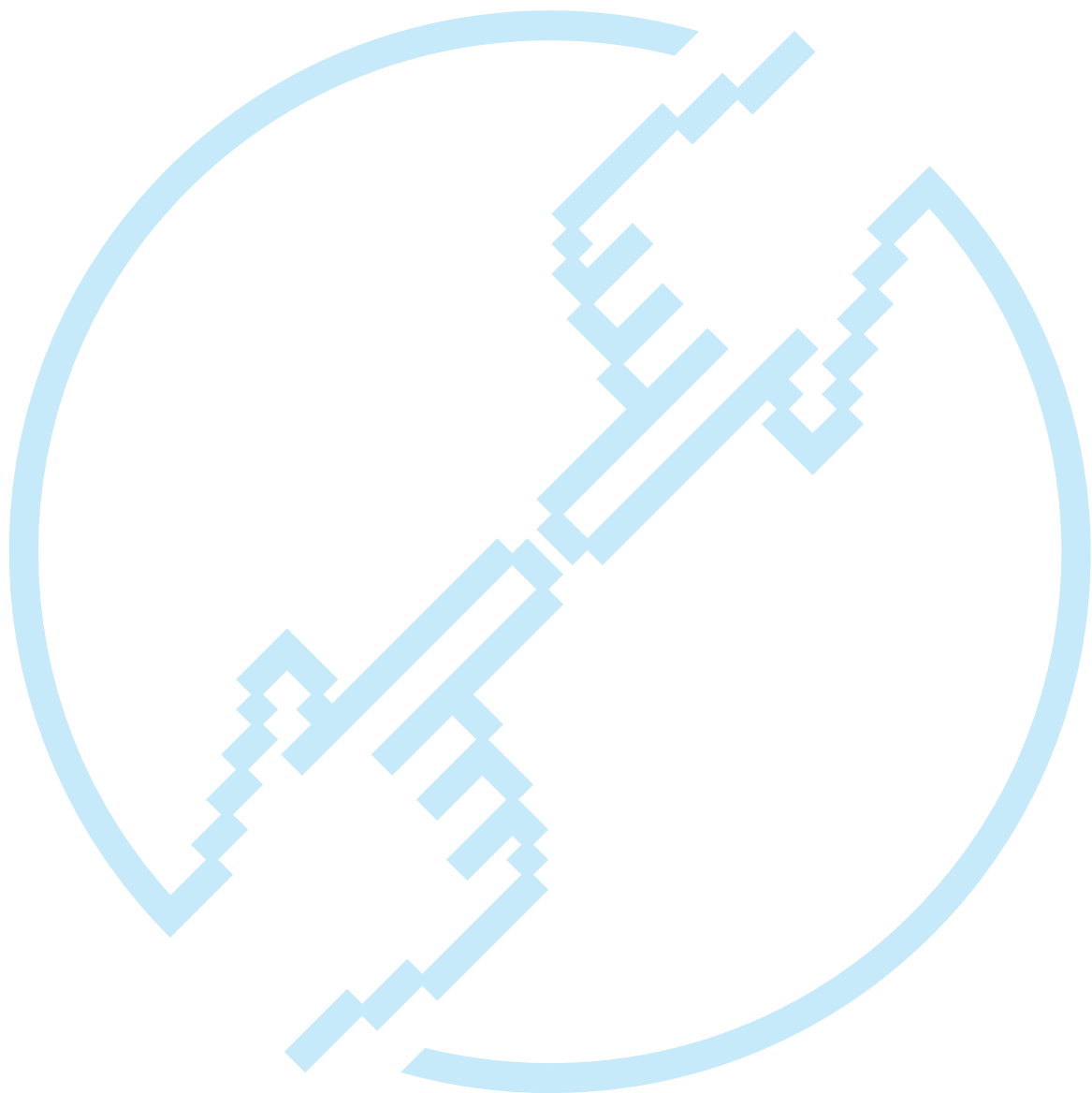



A, B:



A connessione PARALLELO / DOUBLE connection


		M12				M8				FREE		
		M AX	M RD	F AX	F RD	M AX	M RD	F AX	F RD	FREE		
B connessione PARALLELO / DOUBLE connection	FREE		82	74	17	18	65	61	19	20	16	
	M8	F RD		83	75	24	27	66	62	29	30	
		F AX		84	76	23	26	67	63	28		
		M RD		85	77	72	70	68	64			
		M AX		86	78	73	71	69				
	M12	F RD		87	79	22	25					
		F AX		88	80	21						
		M RD		89	81							
		M AX		90								



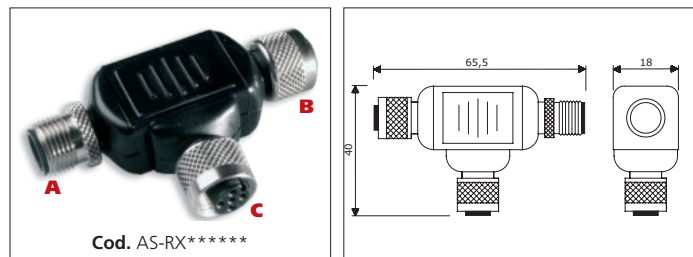


Raccordi

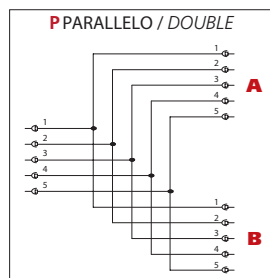
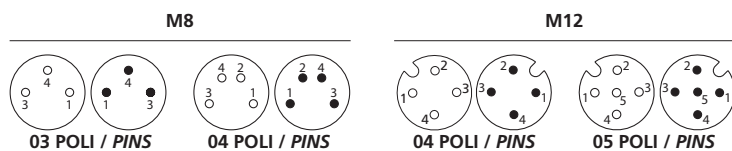
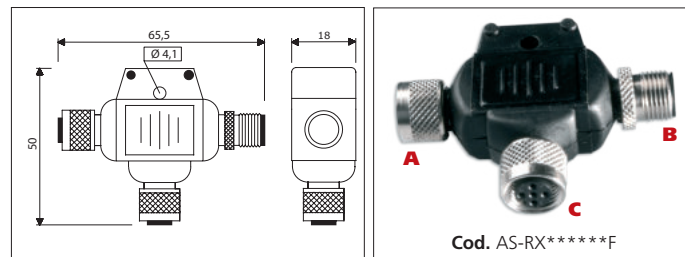
Fittings

A T	
Ad Y	
Adattatori Adapters	

STANDARD / STANDARD



CON FORO DI FISSAGGIO / WITH FIXING HOLE



COMPOSIZIONE CODICE / CODE COMPOSITION

Cod. (vedi tabella) / Code (like tab)

AS-RX00000/00

n. poli A / nr. of pins A: 0
n. poli B / nr. of pins B: 0
n. poli C / nr. of pins C: 0

CONFIGURAZIONI AGGIUNTIVE / MORE CONFIGURATIONS

foro di fissaggio / fixing hole: **F***

H = corpo schermato / shielded body
X = ghiera inox / inox ring nut

CONFIGURAZIONI AGGIUNTIVE / MORE CONFIGURATIONS

Foro di fissaggio / Fixing hole	F
Ghiera Inox AISI 304 / Inox AISI 304 Ring Nut	min. 50 pcs X
Corpo schermato / Shielded Body	H

TIPOLOGIA CONNESSIONI			COD
A	B	C	
M12 - Fem	M12 - Fem	M12 - Fem	01
M12 - Fem	M12 - Ma	M12 - Fem	02
M12 - Fem	M8 - Fem	M12 - Fem	03
M12 - Fem	M8 - Ma	M12 - Fem	04
M12 - Ma	M12 - Ma	M12 - Fem	05
M12 - Ma	M8 - Fem	M12 - Fem	06
M12 - Ma	M8 - Ma	M12 - Fem	07
M8 - Fem	M8 - Fem	M12 - Fem	08
M8 - Fem	M8 - Ma	M12 - Fem	09
M8 - Ma	M8 - Ma	M12 - Fem	10
M12 - Fem	M12 - Fem	M12 - Ma	11
M12 - Fem	M12 - Ma	M12 - Ma	12
M12 - Fem	M8 - Fem	M12 - Ma	13
M12 - Fem	M8 - Ma	M12 - Ma	14
M12 - Ma	M12 - Ma	M12 - Ma	15
M12 - Ma	M8 - Fem	M12 - Ma	16
M12 - Ma	M8 - Ma	M12 - Ma	17
M8 - Fem	M8 - Fem	M12 - Ma	18
M8 - Fem	M8 - Ma	M12 - Ma	19
M8 - Ma	M8 - Ma	M12 - Ma	20

TIPOLOGIA CONNESSIONI			COD
A	B	C	
M12 - Fem	M12 - Fem	M8 - Fem	21
M12 - Fem	M12 - Ma	M8 - Fem	22
M12 - Fem	M8 - Fem	M8 - Fem	23
M12 - Fem	M8 - Ma	M8 - Fem	24
M12 - Ma	M12 - Ma	M8 - Fem	25
M12 - Ma	M8 - Fem	M8 - Fem	26
M12 - Ma	M8 - Ma	M8 - Fem	27
M8 - Fem	M8 - Fem	M8 - Fem	28
M8 - Fem	M8 - Ma	M8 - Fem	29
M8 - Ma	M8 - Ma	M8 - Fem	30
M12 - Fem	M12 - Fem	M8 - Ma	31
M12 - Fem	M12 - Ma	M8 - Ma	32
M12 - Fem	M8 - Fem	M8 - Ma	33
M12 - Fem	M8 - Ma	M8 - Ma	34
M12 - Ma	M12 - Ma	M8 - Ma	35
M12 - Ma	M8 - Fem	M8 - Ma	36
M12 - Ma	M8 - Ma	M8 - Ma	37
M8 - Fem	M8 - Fem	M8 - Ma	38
M8 - Fem	M8 - Ma	M8 - Ma	39
M8 - Ma	M8 - Ma	M8 - Ma	40

CONNETTORI M8 / M8 CONNECTORS

MATERIALI
Portacontatto in ABS UL94 V0 autoestinguente. Contatto tornito in ottone dorato AU03 (maschio). Contatto stampato in bronzo fosforoso e doratura gold flash (femmina). Ghiera di tenuta meccanica in Ottone Nichelato. O-ring di tenuta in NBR (femmina).

MATERIALS
Contact plug holder: self-extinguishing ABS UL94 V0. Turned contact: gold plating AU03 (male). Contact: phosphorouse bronze with gold flash (female). Metal ring nut: nickel-plated brass. Body connector black polyamide. O-ring: NBR (female).

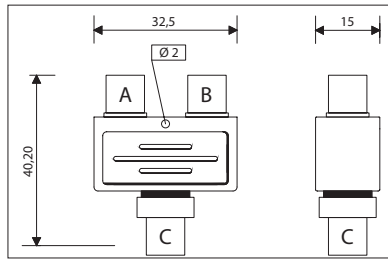

SPECIFICHE TECNICHE	TECHNICAL SPECIFICATIONS	
Normativa di riferimento	Reference standards	IEC 61076-2-104
Corrente Nominale	Nominal Currents	3 A
Tensione Nominale 3 POLI	Nominal Voltage 3 PINS	60 V AC-DC
Tensione Nominale 4 POLI	Nominal Voltage 4 PINS	30 V AC-DC
Grado di protezione	Protection Class	IP67
Resistività di massa	Resistance	≤ 5mΩ
Temperatura di esercizio	Working Temperature	-20/+80°C

CONNETTORI M12 / M12 CONNECTORS

MATERIALI
Portacontatto in ABS UL94 V0 autoestinguente. Contatto tornito in ottone dorato AU03 (maschio). Contatto stampato in bronzo fosforoso e doratura gold flash (femmina). Ghiera di tenuta meccanica in Ottone Nichelato. O-ring di tenuta in NBR (femmina).

MATERIALS
Contact plug holder: self-extinguishing ABS UL94 V0. Turned contact: gold plating AU03 (male). Contact: phosphorouse bronze with gold flash (female). Metal ring nut: nickel-plated brass. Body connector: black polyamide. O-ring: NBR (female).

SPECIFICHE TECNICHE	TECHNICAL SPECIFICATIONS	
Normativa di riferimento	Reference standards	IEC 61076-2-101
Corrente Nominale 3, 4, 5 POLI	Nominal Currents 3, 4, 5 PINS	4 A
Tensione Nominale 3, 4 POLI	Nominal Voltage 3, 4 PINS	250 V AC-DC
Tensione Nominale 5 POLI	Nominal Voltage 5 PINS	60 V AC-DC
Grado di protezione	Protection Class	IP67
Resistività di massa	Resistance	≤ 5mΩ
Temperatura di esercizio	Working Temperature	-20/+80°C



COMPOSIZIONE CODICE
CODE COMPOSITION

P = parallelo / double
S = seriale / serial
PNP
Cod. (vedi tabella)
Code (like tab)

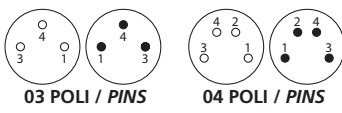
AS-CY00000/00*

n. poli A
nr. of pins A
n. poli B
nr. of pins B
n. poli C
nr. of pins C

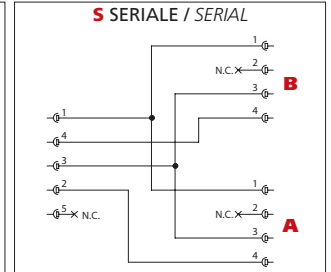
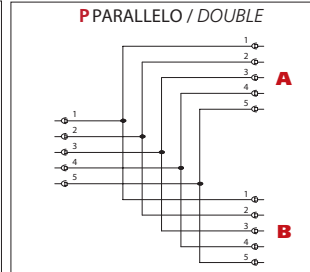
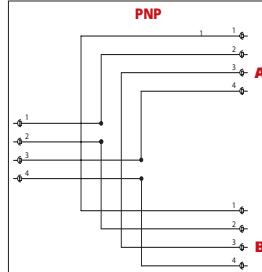
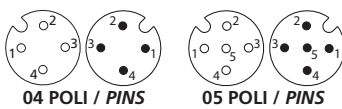
CONFIGURAZIONI AGGIUNTIVE
MORE CONFIGURATIONS

X = ghiera inox / inox ring nut

M8



M12



CONFIGURAZIONI AGGIUNTIVE / MORE CONFIGURATIONS

Ghiera Inox AISI 304 / Inox AISI 304 Ring Nut min. 50 pcs **X**

TIPOLOGIA CONNESSIONI			COD
A	B	C	
M12 - Fem	M12 - Fem	M12 - Fem	01
M12 - Fem	M12 - Ma	M12 - Fem	02
M12 - Fem	M8 - Fem	M12 - Fem	03
M12 - Fem	M8 - Ma	M12 - Fem	04
M12 - Ma	M12 - Ma	M12 - Fem	05
M12 - Ma	M8 - Fem	M12 - Fem	06
M12 - Ma	M8 - Ma	M12 - Fem	07
M8 - Fem	M8 - Fem	M12 - Fem	08
M8 - Fem	M8 - Ma	M12 - Fem	09
M8 - Ma	M8 - Ma	M12 - Fem	10
M12 - Fem	M12 - Fem	M12 - Ma	11
M12 - Fem	M12 - Ma	M12 - Ma	12
M12 - Fem	M8 - Fem	M12 - Ma	13
M12 - Fem	M8 - Ma	M12 - Ma	14
M12 - Ma	M12 - Ma	M12 - Ma	15
M12 - Ma	M8 - Fem	M12 - Ma	16
M12 - Ma	M8 - Ma	M12 - Ma	17
M8 - Fem	M8 - Fem	M12 - Ma	18
M8 - Fem	M8 - Ma	M12 - Ma	19
M8 - Ma	M8 - Ma	M12 - Ma	20

CONNETTORI M8 / M8 CONNECTORS

MATERIALI

Portacontatto in ABS UL94 V0 autoestinguente. Contatto tornito in ottone dorato AU03 (maschio). Contatto stampato in bronzo fosforoso e doratura gold flash (femmina). Ghiera di tenuta meccanica in Ottone Nichelato. O-ring di tenuta in NBR (femmina).

MATERIALS

Contact plug holder: self-extinguishing ABS UL94 V0. Turned contact: gold plating AU03 (male). Contact: phosphorouse bronze with gold flash (female). Metal ring nut: nickel-plated brass. Body connector: black polyamide. O-ring: NBR (female).

CONNETTORI M12 / M12 CONNECTORS

MATERIALI

Portacontatto in ABS UL94 V0 autoestinguente. Contatto tornito in ottone dorato AU03 (maschio). Contatto stampato in bronzo fosforoso e doratura gold flash (femmina). Ghiera di tenuta meccanica in Ottone Nichelato. O-ring di tenuta in NBR (femmina).

MATERIALS

Contact plug holder: self-extinguishing ABS UL94 V0. Turned contact: gold plating AU03 (male). Contact: phosphorouse bronze with gold flash (female). Metal ring nut: nickel-plated brass. Body connector: black polyamide. O-ring: NBR (female).

TIPOLOGIA CONNESSIONI			COD
A	B	C	
M12 - Fem	M12 - Fem	M12 - Ma	06

TIPOLOGIA CONNESSIONI			COD
A	B	C	
M12 - Fem	M12 - Fem	M8 - Fem	21
M12 - Fem	M12 - Ma	M8 - Fem	22
M12 - Fem	M8 - Fem	M8 - Fem	23
M12 - Fem	M8 - Ma	M8 - Fem	24
M12 - Ma	M12 - Ma	M8 - Fem	25
M12 - Ma	M8 - Fem	M8 - Fem	26
M12 - Ma	M8 - Ma	M8 - Fem	27
M8 - Fem	M8 - Fem	M8 - Fem	28
M8 - Fem	M8 - Ma	M8 - Fem	29
M8 - Ma	M8 - Ma	M8 - Fem	30
M12 - Fem	M12 - Fem	M8 - Ma	31
M12 - Fem	M12 - Ma	M8 - Ma	32
M12 - Fem	M8 - Fem	M8 - Ma	33
M12 - Fem	M8 - Ma	M8 - Ma	34
M12 - Ma	M12 - Ma	M8 - Ma	35
M12 - Ma	M8 - Fem	M8 - Ma	36
M12 - Ma	M8 - Ma	M8 - Ma	37
M8 - Fem	M8 - Fem	M8 - Ma	38
M8 - Fem	M8 - Ma	M8 - Ma	39
M8 - Ma	M8 - Ma	M8 - Ma	40

SPECIFICHE TECNICHE	TECHNICAL SPECIFICATIONS	
Normativa di riferimento	Reference standards	IEC 61076-2-104
Corrente Nominale	Nominal Currents	3 A
Tensione Nominale 3 POLI	Nominal Voltage 3 PINS	60 V AC-DC
Tensione Nominale 4 POLI	Nominal Voltage 4 PINS	30 V AC-DC
Grado di protezione	Protection Class	IP67
Resistività di massa	Resistance	≤ 5mΩ
Temperatura di esercizio (connettore)	Working Temperature	-20/+80°C Fix Install

SPECIFICHE TECNICHE	TECHNICAL SPECIFICATIONS	
Normativa di riferimento	Reference standards	IEC 61076-2-101
Corrente Nominale 3, 4, 5 POLI	Nominal Currents 3, 4, 5 PINS	4 A
Tensione Nominale 3, 4 POLI	Nominal Voltage 3, 4 PINS	250 V AC-DC
Tensione Nominale 5 POLI	Nominal Voltage 5 PINS	60 V AC-DC
Grado di protezione	Protection Class	IP67
Resistività di massa	Resistance	≤ 5mΩ
Temperatura di esercizio (connettore)	Working Temperature	-20/+80°C Fix Install


Connettori da incasso e per C.S.

Flush type connectors and for PCB

M8



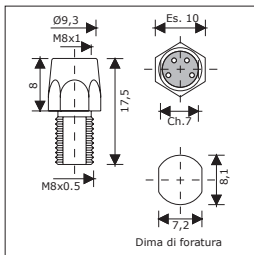
M12



**C.S.
PCB**



FEMMINA montaggio frontale cavi unipolari / FEMALE front mounting single wire



Cod. AS-M8F**/361*

SPECIFICHE CAVI UNIPOLARI / SINGLE WIRE SPECIFICATION

Lunghezza Std	Std Length	0,5 mt
Normativa	Reference	CEI 20-40
Guaina	Jacket	PVC
Tensione	Voltage	300/500 V
Sezione	Section	0.35 mmq
Ø Esterno	Ø External	1.90 +/- 0.1
Temperatura	Temperature	+5/+70°C

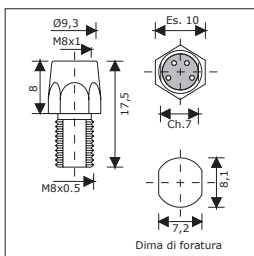
COMPOSIZIONE CODICE CODE COMPOSITION

AS-M8F00/361
n. poli nr. of pins

CONFIGURAZIONI AGGIUNTIVE MORE CONFIGURATIONS

* X = ghiera inox / inox ring nut

FEMMINA montaggio frontale con cavo / FEMALE front mounting with cable



Cod. AS-M8F*****/363**

COMPOSIZIONE CODICE CODE COMPOSITION

AS-M8F00050*/363
n. poli nr. of pins | lunghezza cavo cable length
001 = 10 cm
010 = 1 m
100 = 10 m

CONFIGURAZIONI AGGIUNTIVE MORE CONFIGURATIONS

** H = connettore schermato shielded connector
X = ghiera inox / inox ring nut
HX = connettore schermato e ghiera inox shielded connector and inox ring nut

COD.	C	CN	CUN	R	RN	RUN	CS	RS
SPECIFICHE CAVO CABLE SPECIFICATIONS	CAVO PVC UL/CSA UL/CSA PVC CABLE	CAVO PVC UL/CSA UL/CSA PVC CABLE	CAVO PVC UL/CSA UL/CSA PVC CABLE	CAVO PUR UL/CSA UL/CSA PUR CABLE	CAVO PUR UL/CSA UL/CSA PUR CABLE	CAVO PUR UL/CSA UL/CSA PUR CABLE	CAVO PVC SCHERMATO PVC SHIELDED CABLE	CAVO PUR SCHERMATO PUR SHIELDED CABLE
Sezioni Sections	3 x 24AWG (3 x 0.35) 4 x 24AWG (4 x 0.25)	3 x 22AWG (3 x 0.35) 4 x 24AWG (4 x 0.25)	4 x 22AWG (4 x 0.35)	3 x 22AWG (3 x 0.35) 4 x 24AWG (4 x 0.25)	3 x 22AWG (3 x 0.35) 4 x 24AWG (4 x 0.25)	4 x 24AWG (4 x 0.25)	3 x 22AWG (3 x 0.35) ST 4 x 24AWG (4 x 0.25) ST	3 x 22AWG (3 x 0.35) ST 4 x 24AWG (4 x 0.25) ST
Diametri Diameter	4.7 +/- 0.2 4.6 +/- 0.2	4.5 +/- 0.2 4.8 +/- 0.2	4.8 +/- 0.2	4.5 +/- 0.2 4.6 +/- 0.2	4.7 +/- 0.2 4.6 +/- 0.2	4.8 +/- 0.2	4.8 +/- 0.2 4.9 +/- 0.2	4.8 +/- 0.2 4.8 +/- 0.2
Conduttori Conductor	PVC classe 6 FLEX 32 x 0.10	PVC classe 6 FLEX 42 x 0.10	PVC classe 6 FLEX 19 x 0.15	PVC classe 6 FLEX 19 x 0.15	PVC classe 6 FLEX 42 x 0.10	PVC classe 6 FLEX 19 x 0.15	PVC classe 6 FLEX 42 x 0.10	PVC classe 6 FLEX 19 x 0.15
Guaina Esterna Outer Jacket	PVC UL/CSA Oil Resistant UL 1581 STYLE 2464 Grey Ral 7035 Flame Test FT1	PVC UL/CSA Oil Resistant UL 1581 STYLE 2464 Black Flame Test FT1	PVC UL/CSA Oil Resistant ISO 6722 STYLE 2464 Black Flame Test FT1	PUR compound Oil resistant ISO 6722 STYLE 21441 Grey Ral 7035 Flame Test FT2	PUR compound Oil resistant ISO 6722 STYLE 20549 Black Flame Test FT1	PUR UL/CSA Oil resistant ISO 6722 STYLE 21441 Black Flame Test FT1	PVC UL/CSA Oil resistant UL 1581 STYLE 20167 Grey Ral 7035 Flame Test FT1	PUR Compound Oil resistant ISO 6722 STYLE 21441 Grey Ral 7035 Flame Test FT1
Normative di riferimento Reference standards								
Temperatura di esercizio Working temperature	-15 / +80°C Static App. +5 / +80°C Dynamic App.	-15 / +80°C Static App. +5 / +80°C Dynamic App.	-5 / +80°C Static App. +5 / +80°C Dynamic App.	-15 / +80°C Static App. -5 / +80°C Dynamic App.	-15 / +80°C Static App. -5 / +80°C Dynamic App.	-30 / +80°C Static App. -5 / +80°C Dynamic App.	-15 / +80°C Static App.	-5 / +80°C Static App. +5 / +80°C Dynamic App.
Raggio di curvatura Bending radius	10 x Ø esterno	10 x Ø esterno	10 x Ø esterno	10 x Ø esterno	10 x Ø esterno	10 x Ø esterno	10 x Ø esterno	10 x Ø esterno
Schermatura Shield	---	---	---	---	---	---	A treccia - Copertura ≥ 80% Braided coverage ≥ 80%	A treccia - Copertura ≥ 80% Braided coverage ≥ 80%
Velocità di traslazione Translation's speed	90 mt / min	90 mt / min	120 mt / min	150 mt / min	150 mt / min	200 mt / min	---	40 mt / min
Accelerazione Acceleration	4 mt / secq	4 mt / secq	4 mt / secq	4 mt / secq	4 mt / secq	30 mt / secq	---	4 mt / secq

NOTA: Il prodotto è completo di dado e o-ring per fissaggio al pannello.

NOTE: The product is sold with o-ring and fixing nut.

CONFIGURAZIONI AGGIUNTIVE / MORE CONFIGURATIONS

Ghiera Inox AISI 304 / Inox AISI 304 Ring Nut	min. 100 pcs	X
Connettore schermato / Shielded Connector		H

MATERIALI

Portacontatto in ABS UL94 V0 autoestinguente. Contatto tornito in ottone dorato AU03 (maschio). Contatto stampato in bronzo fosforoso e doratura gold flash (femmina). Ghiera di tenuta meccanica in Ottone Nichelato. O-ring di tenuta in NBR (femmina).

MATERIALS

Contact plug in self-extinguishing ABS UL94, turned contact with gold plating AU03 (male) or phosphorouse bronze contact with gold flash (female), metal ring nut in nickel-plated brass, body in black polyamide, shore hardness 92H. O-ring in NBR (female).



TABELLA COLORI COLOURS TABLE

1		BN
3		BU
4		BK



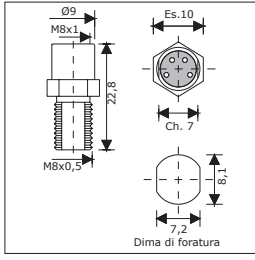
TABELLA COLORI COLOURS TABLE

1		BN
2		WH
3		BU
4		BK

SPECIFICHE TECNICHE

SPECIFICHE TECNICHE	TECHNICAL SPECIFICATIONS	
Normativa di riferimento	Reference standards	IEC 61076-2-104
Corrente Nominale	Nominal Currents	3 A
Tensione Nominale 3 POLI	Nominal Voltage 3 PINS	60 V AC-DC
Tensione Nominale 4 POLI	Nominal Voltage 4 PINS	30 V AC-DC
Grado di protezione	Protection Class	IP67
Resistività di massa	Resistance	≤ 5mΩ
Temperatura di esercizio (connettore)	Working Temperature	-20/+80°C Fix Install

FEMMINA montaggio frontale cavi unipolari / FEMALE front mounting single wire



Cod. AS-M8F**/511*

SPECIFICHE CAVI UNIPOLARI / SINGLE WIRE SPECIFICATION

Lunghezza Std	Std Length	0,5 mt
Normativa	Reference	CEI 20-40
Guaina	Jacket	PVC
Tensione	Voltage	300/500 V
Sezione	Section	0.35 mmq
Ø Esterno	Ø External	1.90 +/- 0.1
Temperatura	Temperature	+5/+70°C

COMPOSIZIONE CODICE

CODE COMPOSITION

AS-M8F00/511

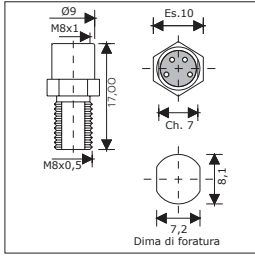
n. poli
nr. of pins

CONFIGURAZIONI AGGIUNTIVE

MORE CONFIGURATIONS

* X = ghiera inox / inox ring nut

FEMMINA montaggio frontale con cavo / FEMALE front mounting with cable



Cod. AS-M8F*****/513**

COMPOSIZIONE CODICE

CODE COMPOSITION

Tipologia cavo (vedi cod. in tabella)

Cable type (code like table)

AS-M8F00050*/513

n. poli
nr. of pins

lunghezza cavo
cable length

001 = 10 cm
010 = 1 m
100 = 10 m

CONFIGURAZIONI AGGIUNTIVE

MORE CONFIGURATIONS

** H = connettore schermato shielded connector
X = ghiera inox / inox ring nut
HX = connettore schermato e ghiera inox shielded connector and inox ring nut

COD.	C	CN	CUN	R	RN	RUN	CS	RS
SPECIFICHE CAVO CABLE SPECIFICATIONS	CAVO PVC UL/CSA UL/CSA PVC CABLE	CAVO PVC UL/CSA UL/CSA PVC CABLE	CAVO PVC UL/CSA UL/CSA PVC CABLE	CAVO PUR UL/CSA UL/CSA PUR CABLE	CAVO PUR UL/CSA UL/CSA PUR CABLE	CAVO PUR UL/CSA UL/CSA PUR CABLE	CAVO PVC SCHERMATO PVC SHIELDED CABLE	CAVO PUR SCHERMATO PUR SHIELDED CABLE
Sezioni Sections	3 x 24AWG (3 x 0.35) 4 x 24AWG (4 x 0.25)	3 x 22AWG (3 x 0.35) 4 x 24AWG (4 x 0.25)	4 x 22AWG (4 x 0.35)	3 x 22AWG (3 x 0.35) 4 x 24AWG (4 x 0.25)	3 x 22AWG (3 x 0.35) 4 x 24AWG (4 x 0.25)	4 x 24AWG (4 x 0.25)	3 x 22AWG (3 x 0.35) ST 4 x 24AWG (4 x 0.25) ST	3 x 22AWG (3 x 0.35) ST 4 x 24AWG (4 x 0.25) ST
Diametri Diameter	4.7 +/- 0.2 4.6 +/- 0.2	4.5 +/- 0.2 4.8 +/- 0.2	4.8 +/- 0.2	4.5 +/- 0.2 4.6 +/- 0.2	4.7 +/- 0.2 4.6 +/- 0.2	4.8 +/- 0.2	4.8 +/- 0.2 4.9 +/- 0.2	4.8 +/- 0.2 4.8 +/- 0.2
Conduttori Conductor	PVC classe 6 FLEX 32 x 0.10	PVC classe 6 FLEX 42 x 0.10	PVC classe 6 FLEX 19 x 0.15	PVC classe 6 FLEX 19 x 0.15	PVC classe 6 FLEX 42 x 0.10	PVC classe 6 FLEX 19 x 0.15	PVC classe 6 FLEX 42 x 0.10	PVC classe 6 FLEX 19 x 0.15
Guaina Esterna Outer Jacket	PVC UL/CSA Oil Resistant UL 1581 STYLE 2464 Grey Ral 7035 Flame Test FT1	PVC UL/CSA Oil Resistant UL 1581 STYLE 2464 Black Flame Test FT1	PVC UL/CSA Oil Resistant ISO 6722 STYLE 2464 Black Flame Test FT1	PUR compound Oil resistant ISO 6722 STYLE 21441 Grey Ral 7035 Flame Test FT2	PUR compound Oil resistant ISO 6722 STYLE 20549 Black Flame Test FT1	PUR UL/CSA Oil resistant UL 1581 STYLE 21441 Black Flame Test FT1	PVC UL/CSA Oil resistant UL 1581 STYLE 20167 Grey Ral 7035 Flame Test FT1	PUR Compound Oil resistant ISO 6722 STYLE 21441 Grey Ral 7035 Flame Test FT1
Normative di riferimento Reference standards								
Temperatura di esercizio Working temperature	-15 / +80°C Static App. +5 / +80°C Dynamic App.	-15 / +80°C Static App. +5 / +80°C Dynamic App.	-5 / +80°C Static App. +5 / +80°C Dynamic App.	-15 / +80°C Static App. -5 / +80°C Dynamic App.	-15 / +80°C Static App. -5 / +80°C Dynamic App.	-30 / +80°C Static App. -5 / +80°C Dynamic App.	-15 / +80°C Static App.	-15 / +80°C Static App. -5 / +80°C Dynamic App.
Raggio di curvatura Bending radius	10 x Ø esterno	10 x Ø esterno	10 x Ø esterno	10 x Ø esterno	10 x Ø esterno	10 x Ø esterno	10 x Ø esterno	10 x Ø esterno
Schermatura Shield	---	---	---	---	---	---	A treccia - Copertura ≥ 80% Braided coverage ≥ 80%	A treccia - Copertura ≥ 80% Braided coverage ≥ 80%
Velocità di traslazione Traslation's speed	90 mt / min	90 mt / min	120 mt / min	150 mt / min	150 mt / min	200 mt / min	---	40 mt / min
Accelerazione Acceleration	4 mt / secq	4 mt / secq	4 mt / secq	4 mt / secq	4 mt / secq	30 mt / secq	---	4 mt / secq

NOTA: Il prodotto è completo di dado e o-ring per fissaggio al pannello.

NOTE: The product is sold with o-ring and fixing nut.

CONFIGURAZIONI AGGIUNTIVE / MORE CONFIGURATIONS

Ghiera Inox AISI 304 / Inox AISI 304 Ring Nut	min. 100 pcs	X
Connettore schermato / Shielded Connector		H

MATERIALI

Portacontatto in ABS V0 UL94 autoestinguente, contatto stampato in bronzo fosforoso e doratura gold flash, ghiera di tenuta meccanica in Ottone Nichelato, o-ring di tenuta in NBR.

MATERIALS

Contact plug in self-extinguishing ABS UL94, phosphorouse bronze contact with gold flash, metal ring nut in nickel-plated brass, o-ring in NBR.



TABELLA COLORI

COLOURS TABLE

1		BN
3		BU
4		BK

TABELLA COLORI

COLOURS TABLE

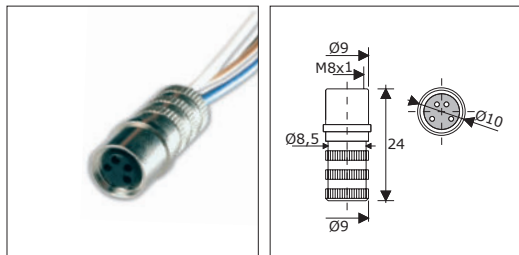
1		BN
2		WH
3		BU
4		BK

SPECIFICHE TECNICHE

TECHNICAL SPECIFICATIONS

Normativa di riferimento	Reference standards	IEC 61076-2-104
Corrente Nominale	Nominal Currents	3 A
Tensione Nominale 3 POLI	Nominal Voltage 3 PINS	60 V AC-DC
Tensione Nominale 4 POLI	Nominal Voltage 4 PINS	30 V AC-DC
Grado di protezione	Protection Class	IP67
Resistività di massa	Resistance	≤ 5mΩ
Temperatura di esercizio (connettore)	Working Temperature	-20/+80°C Fix Install

FEMMINA montaggio frontale a pressione - cavi unipolari / FEMALE front mounting push - single wire



Cod. AS-M8F**/531*


COMPOSIZIONE CODICE CODE COMPOSITION	CONFIGURAZIONI AGGIUNTIVE MORE CONFIGURATIONS
AS-M8F00/531 n. poli nr. of pins	* X = ghiera inox / inox ring nut



TABELLA COLORI COLOURS TABLE
1 BN
3 BU
4 BK

TABELLA COLORI COLOURS TABLE
1 BN
2 WH
3 BU
4 BK

MASCHIO montaggio frontale a pressione - cavi unipolari / MALE front mounting push - single wire



Cod. AS-M8M**/521*

COMPOSIZIONE CODICE CODE COMPOSITION	CONFIGURAZIONI AGGIUNTIVE MORE CONFIGURATIONS
AS-M8M00/521 n. poli nr. of pins	* X = ghiera inox / inox ring nut



TABELLA COLORI COLOURS TABLE
1 BN
3 BU
4 BK

TABELLA COLORI COLOURS TABLE
1 BN
2 WH
3 BU
4 BK

CONFIGURAZIONI AGGIUNTIVE / MORE CONFIGURATIONS

Ghiera Inox AISI 304 / Inox AISI 304 Ring Nut min. 100 pcs **X**

MATERIALI

Portacontatto in ABS V0 UL94 autoestinguente, contatto stampato in bronzo fosforoso e doratura gold flash (femmina) o contatto tornito in ottone dorato AU03 (maschio), ghiera di tenuta meccanica in Ottone Nichelato, o-ring di tenuta in NBR (solo versione femmina).

MATERIALS

Contact plug in self-extinguishing ABS UL94, phosphorous bronze contact with gold flash (female) or turned contact with gold plating AU03 (male), metal ring nut in nickel-plated brass, o-ring in NBR (only for female connector).

SPECIFICHE CAVI UNIPOLARI / SINGLE WIRE SPECIFICATION

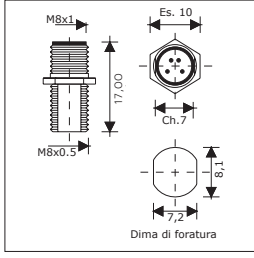

Lunghezza Std	Std Length	0,5 mt
Normativa	Reference	CEI 20-40
Guaina	Jacket	PVC
Tensione	Voltage	300/500 V
Sezione	Section	0.35 mmq
Ø Esterno	Ø External	1.90 +/- 0.1
Temperatura	Temperature	+5/+70°C

SPECIFICHE TECNICHE

TECHNICAL SPECIFICATIONS

Normativa di riferimento	Reference standards	IEC 61076-2-104
Corrente Nominale	Nominal Currents	3 A
Tensione Nominale 3 POLI	Nominal Voltage 3 PINS	60 V AC-DC
Tensione Nominale 4 POLI	Nominal Voltage 4 PINS	30 V AC-DC
Grado di protezione	Protection Class	IP67
Resistività di massa	Resistance	≤ 5mΩ
Temperatura di esercizio (connettore)	Working Temperature	-20/+80°C Fix Install

MASCHIO montaggio frontale cavi unipolari / MALE front mounting single wire



Cod. AS-M8M**/491*

SPECIFICHE CAVI UNIPOLARI / SINGLE WIRE SPECIFICATION

Lunghezza Std	Std Length	0,5 mt
Normativa	Reference	CEI 20-40
Guaina	Jacket	PVC
Tensione	Voltage	300/500 V
Sezione	Section	0.35 mmq
Ø Esterno	Ø External	1.90 +/- 0.1
Temperatura	Temperature	+5/+70°C

COMPOSIZIONE CODICE

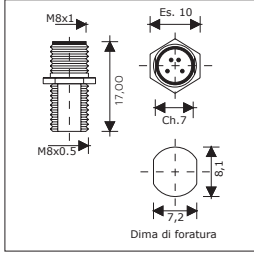

CODE COMPOSITION

AS-M8M00/491 *
n. poli
nr. of pins

CONFIGURAZIONI AGGIUNTIVE

MORE CONFIGURATIONS
* X = ghiera inox / inox ring nut

MASCHIO montaggio frontale con cavo / MALE front mounting with cable



Cod. AS-M8M*****/493**

COMPOSIZIONE CODICE

CODE COMPOSITION

Tipologia cavo (vedi cod. in tabella)
Cable type (code like table)

AS-M8M00050*/493 **
n. poli
nr. of pins

CONFIGURAZIONI AGGIUNTIVE

MORE CONFIGURATIONS
** H = connettore schermato shielded connector
X = ghiera inox / inox ring nut
HX = connettore schermato e ghiera inox shielded connector and inox ring nut

COD.	C	CN	CUN	R	RN	RUN	CS	RS
SPECIFICHE CAVO CABLE SPECIFICATIONS	CAVO PVC UL/CSA UL/CSA PVC CABLE	CAVO PVC UL/CSA UL/CSA PVC CABLE	CAVO PVC UL/CSA UL/CSA PVC CABLE	CAVO PUR UL/CSA UL/CSA PUR CABLE	CAVO PUR UL/CSA UL/CSA PUR CABLE	CAVO PUR UL/CSA UL/CSA PUR CABLE	CAVO PVC SCHERMATO PVC SHIELDED CABLE	CAVO PUR SCHERMATO PUR SHIELDED CABLE
Sezioni Sections	3 x 24AWG (3 x 0.35) 4 x 24AWG (4 x 0.25)	3 x 22AWG (3 x 0.35) 4 x 24AWG (4 x 0.25)	4 x 22AWG (4 x 0.35)	3 x 22AWG (3 x 0.35) 4 x 24AWG (4 x 0.25)	3 x 22AWG (3 x 0.35) 4 x 24AWG (4 x 0.25)	4 x 24AWG (4 x 0.25)	3 x 22AWG (3 x 0.35) ST 4 x 24AWG (4 x 0.25) ST	3 x 22AWG (3 x 0.35) ST 4 x 24AWG (4 x 0.25) ST
Diametri Diameter	4,7 +/- 0,2 4,6 +/- 0,2	4,5 +/- 0,2 4,8 +/- 0,2	4,8 +/- 0,2	4,5 +/- 0,2 4,6 +/- 0,2	4,7 +/- 0,2 4,6 +/- 0,2	4,8 +/- 0,2	4,8 +/- 0,2 4,9 +/- 0,2	4,8 +/- 0,2 4,8 +/- 0,2
Conduttori Conductor	PVC classe 6 FLEX 32 x 0.10	PVC classe 6 FLEX 42 x 0.10	PVC classe 6 FLEX 19 x 0.15	PVC classe 6 FLEX 19 x 0.15	PVC classe 6 FLEX 42 x 0.10	PVC classe 6 FLEX 19 x 0.15	PVC classe 6 FLEX 42 x 0.10	PVC classe 6 FLEX 42 x 0.10
Guaina Esterna Outer Jacket	Oil Resistant UL 1581 STYLE 2464 Grey Ral 7035 Flame Test FT1	Oil Resistant UL 1581 STYLE 2464 Black Flame Test FT1	Oil Resistant ISO 6722 STYLE 2464 Black Flame Test FT1	Oil resistant ISO 6722 STYLE 21441 Grey Ral 7035 Flame Test FT2	Oil resistant ISO 6722 STYLE 20549 Black Flame Test FT1	Oil resistant ISO 6722 STYLE 21441 Black Flame Test FT1	Oil resistant UL 1581 STYLE 21067 Grey Ral 7035 Flame Test FT1	Oil resistant ISO 6722 STYLE 21441 Grey Ral 7035 Flame Test FT1
Normative di riferimento Reference standards								
Temperatura di esercizio Working temperature	-15 / +80°C Static App. +5 / +80°C Dynamic App.	-15 / +80°C Static App. +5 / +80°C Dynamic App.	-5 / +80°C Static App. +5 / +80°C Dynamic App.	-15 / +80°C Static App. -5 / +80°C Dynamic App.	-15 / +80°C Static App. -5 / +80°C Dynamic App.	-30 / +80°C Static App. -5 / +80°C Dynamic App.	-15 / +80°C Static App.	-15 / +80°C Static App. -5 / +80°C Dynamic App.
Raggio di curvatura Bending radius	10 x Ø esterno	10 x Ø esterno	10 x Ø esterno	10 x Ø esterno	10 x Ø esterno	10 x Ø esterno	10 x Ø esterno	10 x Ø esterno
Schematura Shield	---	---	---	---	---	---	A treccia - Copertura ≥ 80% Braided coverage ≥ 80%	A treccia - Copertura ≥ 80% Braided coverage ≥ 80%
Velocità di traslazione Traslation's speed	90 mt / min	90 mt / min	120 mt / min	150 mt / min	150 mt / min	200 mt / min	---	40 mt / min
Accelerazione Acceleration	4 mt / secq	4 mt / secq	4 mt / secq	4 mt / secq	4 mt / secq	30 mt / secq	---	4 mt / secq



NOTA: Il prodotto è completo di dado e o-ring per fissaggio al pannello.

NOTE: The product is sold with o-ring and fixing nut.

CONFIGURAZIONI AGGIUNTIVE / MORE CONFIGURATIONS

Ghiera Inox AISI 304 / Inox AISI 304 Ring Nut	min. 100 pcs	X
Connettore schermato / Shielded Connector		H

MATERIALI

Portacontatto in ABS V0 UL94 autoestinguente, contatto tornito in ottone dorato AU03, ghiera di tenuta meccanica in Ottone Nichelato.

MATERIALS

Contact plug in self-extinguishing ABS UL94, turned contact with gold plating AU03, metal ring nut in nickel-plated brass.

TABELLA COLORI

COLOURS TABLE

1		BN
3		BU
4		BK

TABELLA COLORI

COLOURS TABLE

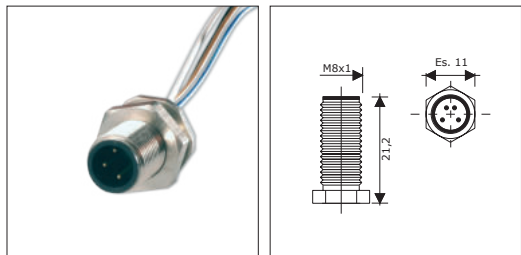
1		BN
2		WH
3		BU
4		BK

SPECIFICHE TECNICHE

TECHNICAL SPECIFICATIONS

Normativa di riferimento	Reference standards	IEC 61076-2-104
Corrente Nominale	Nominal Currents	3 A
Tensione Nominale 3 POLI	Nominal Voltage 3 PINS	60 V AC-DC
Tensione Nominale 4 POLI	Nominal Voltage 4 PINS	30 V AC-DC
Grado di protezione	Protection Class	IP67
Resistività di massa	Resistance	≤ 5mΩ
Temperatura di esercizio (connettore)	Working Temperature	-20/+80°C Fix Install

MASCHIO montaggio posteriore cavi unipolari / MALE rear mounting single wire



Cod. AS-M8M**/471*

SPECIFICHE CAVI UNIPOLARI / SINGLE WIRE SPECIFICATION

Lunghezza Std	Std length	0,5 mt
Normativa	Reference	CEI 20-40
Guaina	Jacket	PVC
Tensione	Voltage	300/500 V
Sezione	Section	0.35 mmq
Ø Esterno	Ø External	1.90 +/- 0.1
Temperatura	Temperature	+5/+70°C

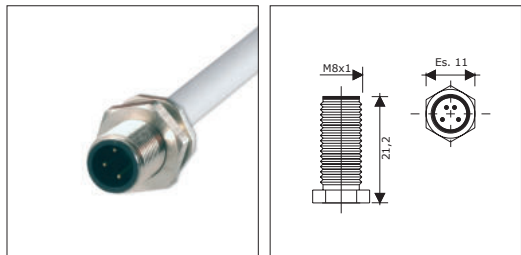
COMPOSIZIONE CODICE CODE COMPOSITION

AS-M8M00/471
 |
 n. poli
 nr. of pins

CONFIGURAZIONI AGGIUNTIVE MORE CONFIGURATIONS

X = ghiera inox / inox ring nut

MASCHIO montaggio posteriore con cavo / MALE rear mounting with cable



Cod. AS-M8M**/473**

COMPOSIZIONE CODICE CODE COMPOSITION

AS-M8M00050*/473
 |
 n. poli
 nr. of pins
 |
 lunghezza cavo
 cable length
 001 = 10 cm
 010 = 1 m
 100 = 10 m

CONFIGURAZIONI AGGIUNTIVE MORE CONFIGURATIONS

H = connettore schermato shielded connector
 X = ghiera inox / inox ring nut
 HX = connettore schermato e ghiera inox shielded connector and inox ring nut

COD.	C	CN	CUN	R	RN	RUN	CS	RS
SPECIFICHE CAVO CABLE SPECIFICATIONS	CAVO PVC UL/CSA UL/CSA PVC CABLE	CAVO PVC UL/CSA UL/CSA PVC CABLE	CAVO PVC UL/CSA UL/CSA PVC CABLE	CAVO PUR UL/CSA UL/CSA PUR CABLE	CAVO PUR UL/CSA UL/CSA PUR CABLE	CAVO PUR UL/CSA UL/CSA PUR CABLE	CAVO PVC SCHERMATO PVC SHIELDED CABLE	CAVO PUR SCHERMATO PUR SHIELDED CABLE
Sezioni Sections	3 x 24AWG (3 x 0.35) 4 x 24AWG (4 x 0.25)	3 x 22AWG (3 x 0.35) 4 x 24AWG (4 x 0.25)	4 x 22AWG (4 x 0.35)	3 x 22AWG (3 x 0.35) 4 x 24AWG (4 x 0.25)	3 x 22AWG (3 x 0.35) 4 x 24AWG (4 x 0.25)	4 x 24AWG (4 x 0.25)	3 x 22AWG (3 x 0.35) ST 4 x 24AWG (4 x 0.25) ST	3 x 22AWG (3 x 0.35) ST 4 x 24AWG (4 x 0.25) ST
Diametri Diameter	4.7 +/- 0.2 4.6 +/- 0.2	4.5 +/- 0.2 4.8 +/- 0.2	4.8 +/- 0.2	4.5 +/- 0.2 4.6 +/- 0.2	4.7 +/- 0.2 4.6 +/- 0.2	4.8 +/- 0.2	4.8 +/- 0.2 4.9 +/- 0.2	4.8 +/- 0.2 4.8 +/- 0.2
Conduttori Conductor	PVC classe 6 FLEX 32 x 0.10	PVC classe 6 FLEX 42 x 0.10	PVC classe 6 FLEX 19 x 0.15	PVC classe 6 FLEX 19 x 0.15	PVC classe 6 FLEX 42 x 0.10	PVC classe 6 FLEX 19 x 0.15	PVC classe 6 FLEX 42 x 0.10	PVC classe 6 FLEX 19 x 0.15
Guaina Esterna Outer Jacket	PVC UL/CSA Oil Resistant UL 1581 STYLE 2464 Grey Ral 7035 Flame Test FT1	PVC UL/CSA Oil Resistant UL 1581 STYLE 2464 Black Flame Test FT1	PVC UL/CSA Oil Resistant ISO 6722 STYLE 2464 Black Flame Test FT1	PUR compound Oil resistant ISO 6722 STYLE 21441 Grey Ral 7035 Flame Test FT2	PUR compound Oil resistant ISO 6722 STYLE 20549 Black Flame Test FT1	PUR UL/CSA Oil resistant ISO 6722 STYLE 21441 Black Flame Test FT1	PVC UL/CSA Oil resistant UL 1581 STYLE 20167 Grey Ral 7035 Flame Test FT1	PUR Compound Oil resistant UL 1581 STYLE 21441 Grey Ral 7035 Flame Test FT1
Normative di riferimento Reference standards								
Temperatura di esercizio Working temperature	-15 / +80°C Static App. +5 / +80°C Dynamic App.	-15 / +80°C Static App. +5 / +80°C Dynamic App.	-5 / +80°C Static App. +5 / +80°C Dynamic App.	-15 / +80°C Static App. +5 / +80°C Dynamic App.	-15 / +80°C Static App. +5 / +80°C Dynamic App.	-30 / +80°C Static App. -5 / +80°C Dynamic App.	-15 / +80°C Static App.	-15 / +80°C Static App. -5 / +80°C Dynamic App.
Raggio di curvatura Bending radius	10 x Ø esterno	10 x Ø esterno	10 x Ø esterno	10 x Ø esterno	10 x Ø esterno	10 x Ø esterno	10 x Ø esterno	10 x Ø esterno
Schermatura Shield	---	---	---	---	---	---	A treccia - Copertura ≥ 80% Braided coverage ≥ 80%	A treccia - Copertura ≥ 80% Braided coverage ≥ 80%
Velocità di traslazione Traslation's speed	90 mt / min	90 mt / min	120 mt / min	150 mt / min	150 mt / min	200 mt / min	---	40 mt / min
Accelerazione Acceleration	4 mt / secq	4 mt / secq	4 mt / secq	4 mt / secq	4 mt / secq	30 mt / secq	---	4 mt / secq

NOTA: Il prodotto è completo di dado e o-ring per fissaggio al pannello.

NOTE: The product is sold with o-ring and fixing nut.

CONFIGURAZIONI AGGIUNTIVE / MORE CONFIGURATIONS

Ghiera Inox AISI 304 / Inox AISI 304 Ring Nut	min. 100 pcs	X
Connettore schermato / Shielded Connector		H

MATERIALI

Portacontatto in ABS V0 UL94 autoestinguente, contatto tornito in ottone dorato AU03, ghiera di tenuta meccanica in Ottone Nichelato.

MATERIALS

Contact plug in self-extinguishing ABS UL94, turned contact with gold plating AU03, metal ring nut in nickel-plated brass.



TABELLA COLORI COLOURS TABLE

1		BN
3		BU
4		BK



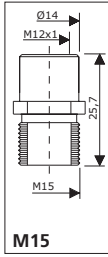
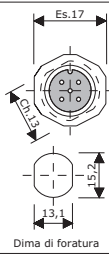
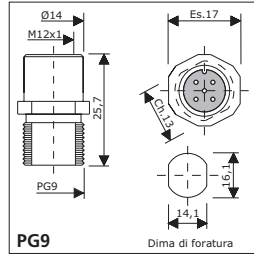
TABELLA COLORI COLOURS TABLE

1		BN
2		WH
3		BU
4		BK

SPECIFICHE TECNICHE

SPECIFICHE TECNICHE	TECHNICAL SPECIFICATIONS	
Normativa di riferimento	Reference standards	IEC 61076-2-104
Corrente Nominale	Nominal Currents	3 A
Tensione Nominale 3 POLI	Nominal Voltage 3 PINS	60 V AC-DC
Tensione Nominale 4 POLI	Nominal Voltage 4 PINS	30 V AC-DC
Grado di protezione	Protection Class	IP67
Resistività di massa	Resistance	≤ 5mΩ
Temperatura di esercizio (connettore)	Working Temperature	-20/+80°C Fix Install

FEMMINA montaggio frontale cavi unipolari / FEMALE front mounting single wire


M15
Cod. AS-M12F**/111**

M16
Cod. AS-M12F**/1161**

PG9
Cod. AS-M12F**/11G91**

COMPOSIZIONE CODICE CODE COMPOSITION

Cod. (vedi disegno) Code (like drawing)

AS-M12F00/*/****

n. poli nr. of pins

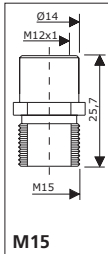
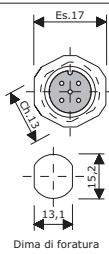
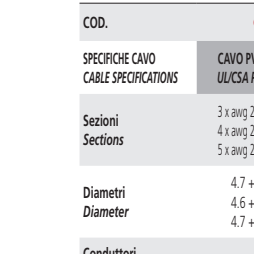
CONFIGURAZIONI AGGIUNTIVE MORE CONFIGURATIONS

D = Connector Cod. D
B = Connector Cod. B

X = ghiera inox inox ring nut

SPECIFICHE CAVI UNIPOLARI / SINGLE WIRE SPECIFICATION		
Lunghezza Std	Std Length	0,5 mt
Normativa	Reference	CEI 20-40
Guaina	Jacket	PVC
Tensione	Voltage	300/500 V
Sezione	Section	22AWG (0.34 mmq)
Ø Esterno	Ø External	1.90 +/- 0.1
Temperatura	Temperature	+5/+70°C

FEMMINA montaggio frontale con cavo / FEMALE front mounting with cable


M15
Cod. AS-M12F*****/113***

M16
Cod. AS-M12F*****/1163***

PG9
Cod. AS-M12F*****/11G93***

COMPOSIZIONE CODICE CODE COMPOSITION

Cod. (vedi disegno) Code (like drawing)

Tipologia cavo (vedi cod. in tabella) Cable type (code like table)

AS-M12F00050*/*/****

n. poli nr. of pins

lunghezza cavo cable length
001 = 10 cm
010 = 1 m
100 = 10 m

CONFIGURAZIONI AGGIUNTIVE MORE CONFIGURATIONS

D = Connector Cod. D
B = Connector Cod. B

H = schermo connesso alla ghiera shield connect nut
X = ghiera inox / inox ring nut
HX = connettore schermato e ghiera inox shielded connector and inox ring nut

COD.	C	R	RUN	CS
	CAVO PVC UL/CSA UL/CSA PVC CABLE	CAVO PUR UL/CSA UL/CSA PUR CABLE	CAVO PUR UL/CSA UL/CSA PUR CABLE	CAVO PVC SCHERMATO PVC SHIELDED CABLE
Sezioni Sections	3 x avg 22 (3 x 0.35) 4 x avg 24 (4 x 0.25) 5 x avg 24 (5 x 0.25)	3 x avg 22 (3 x 0.35) 4 x avg 24 (4 x 0.25) 5 x avg 24 (5 x 0.25)	4 x avg 22 (4 x 0.24) 5 x avg 23 (5 x 0.24)	3 x avg 22 ST (3 x 0.35) 4 x avg 24 ST (4 x 0.25) 5 x avg 24 ST (5 x 0.25)
Diametri Diameter	4.7 +/- 0.15 4.6 +/- 0.15 4.7 +/- 0.15	4.7 +/- 0.15 4.6 +/- 0.15 4.7 +/- 0.15	4.5 +/- 0.2 4.9 +/- 0.2	4.8 +/- 0.15 4.9 +/- 0.2 5.9 +/- 0.15
Conduttori Conductor	PVC classe 6 FLEX	PVC classe 6 FLEX	PVC classe 6 FLEX	PVC classe 6 FLEX
Guaina Esterna Outer Jacket	PVC UL/CSA STYLE 21179 Grey Ral 7035 Flame Test FT1	PUR compound Grey Ral 7035 Flame Test FT2	PUR UL/CSA Black Flame Test FT1	PVC CEI 2022 - II Oil resistant CEI20-34 Grey Ral 7035 Flame Test
Normative di riferimento Reference standards	RU	RU	RU	RU
Temperatura di esercizio Working temperature	-15 / +80°C Static App. -15 / +80°C Dynamic App.	-15 / +80°C Static App. -15 / +80°C Dynamic App.	-40 / +80°C Static App. -40 / +80°C Dynamic App.	-15 / +80°C Static App. -15 / +80°C Dynamic App.
Raggio di curvatura Bending radius	10 x Ø esterno	10 x Ø esterno	10 x Ø esterno	10 x Ø esterno
Schermatura Shield	---	---	---	A treccia - Copertura ≥ 85% Braided coverage ≥ 85%
Velocità di traslazione Traslation's speed	90 mt / min	150 mt / min	200 mt / min	---
Accelerazione Acceleration	---	40 mt / secq	---	---

NOTA: Il prodotto è completo di dado e o-ring per fissaggio al pannello.

NOTE: The product is sold with o-ring and fixing nut.

CONFIGURAZIONI AGGIUNTIVE / MORE CONFIGURATIONS

Ghiera Inox AISI 304 / Inox AISI 304 Ring Nut min. 100 pcs **X**

Schermo connesso alla ghiera / Shield connect nut **H**

Solo per 4 POLI / Only for 4 PINS
Connettore cod. D / Connector D code **D**

Solo per 5 POLI / Only for 5 PINS
Connettore cod. B / Connector B code **B**

MATERIALI

Portacontatto in ABS UL94 V0 autoestinguente. Contatto stampato in bronzo fosforoso e doratura gold flash (femmina). Ghiera di tenuta meccanica in Ottone Nichelato. O-ring di tenuta in Viton (femmina).

MATERIALS

Contact plug holder: self-extinguishing ABS UL94 V0. Contact: phosphorouse bronze with gold flash (female). Metal ring nut: nickel-plated brass. O-ring: Viton (female).


TABELLA COLORI COLOURS TABLE

1	BN
3	BU
4	BK


TABELLA COLORI COLOURS TABLE

1	BN
2	WH
3	BU
4	BK

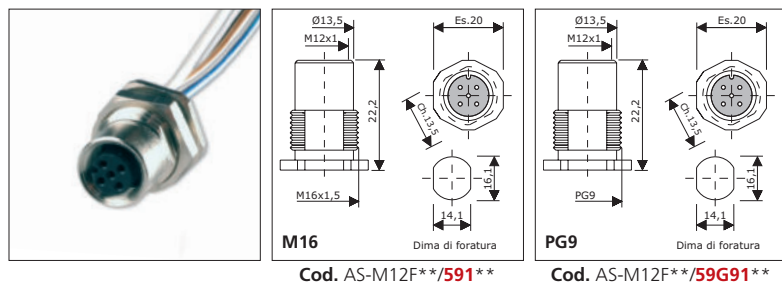

TABELLA COLORI COLOURS TABLE

1	BN
2	WH
3	BU
4	BK
5	GY

SPECIFICHE TECNICHE TECHNICAL SPECIFICATIONS

Normativa di riferimento	Reference standards	IEC 61076-2-101
Corrente Nominale	Nominal Currents	4 A
Tensione Nominale 3-4 POLI	Nominal Voltage 3-4 PINS	250 V AC-DC
Tensione Nominale 5 POLI	Nominal Voltage 5 PINS	60 V AC-DC
Grado di protezione	Protection Class	IP67
Resistività di massa	Resistance	≤ 5mΩ
Temperatura di esercizio (connettore)	Working Temperature	-20/+80°C Fix Install

FEMMINA montaggio posteriore cavi unipolari / FEMALE rear mounting single wire



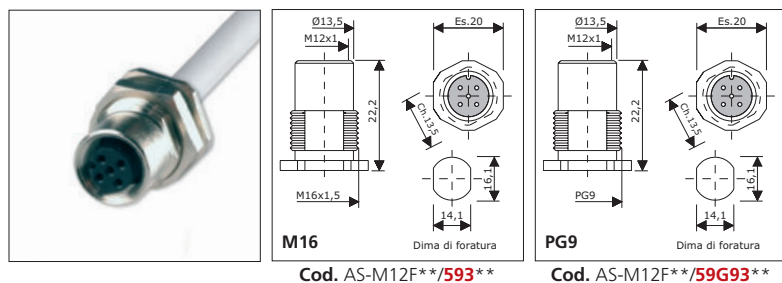
Cod. AS-M12F**/591**

Cod. AS-M12F**/59G91**

COMPOSIZIONE CODICE CODE COMPOSITION	CONFIGURAZIONI AGGIUNTIVE MORE CONFIGURATIONS
AS-M12F00/591	D = Connector Cod. D B = Connector Cod. B
n. poli nr. of pins	X = ghiera inox inox ring nut

SPECIFICHE CAVI UNIPOLARI / SINGLE WIRE SPECIFICATION		
Lunghezza Std	Std Length	0,5 mt
Normativa	Reference	CEI 20-40
Guaina	Jacket	PVC
Tensione	Voltage	300/500 V
Sezione	Section	22AWG (0.34 mmq)
Ø Esterno	Ø External	1.90 +/- 0.1
Temperatura	Temperature	+5/+70°C

FEMMINA montaggio posteriore con cavo / FEMALE rear mounting with cable



Cod. AS-M12F**/593**

Cod. AS-M12F**/59G93**

COMPOSIZIONE CODICE CODE COMPOSITION	CONFIGURAZIONI AGGIUNTIVE MORE CONFIGURATIONS
AS-M12F00050*/593	D = Connector Cod. D B = Connector Cod. B
Tipologia cavo (vedi cod. in tabella) Cable type (code like table)	H = schermo connesso alla ghiera shield connect nut
n. poli nr. of pins	X = ghiera inox / inox ring nut
lunghezza cavo cable length	HX = connettore schermato e ghiera inox shielded connector and inox ring nut
001 = 10 cm	
010 = 1 m	
100 = 10 m	

COD.	C	R	RUN	CS
SPECIFICHE CAVO CABLE SPECIFICATIONS	CAVO PVC UL/CSA UL/CSA PVC CABLE	CAVO PUR UL/CSA UL/CSA PUR CABLE	CAVO PUR UL/CSA UL/CSA PUR CABLE	CAVO PVC SCHERMATO PVC SHIELDED CABLE
Sezioni Sections	3 x avg 22 (3 x 0.35) 4 x avg 24 (4 x 0.25) 5 x avg 24 (5 x 0.25)	3 x avg 22 (3 x 0.35) 4 x avg 24 (4 x 0.25) 5 x avg 24 (5 x 0.25)	4 x avg 22 (4 x 0.24) 5 x avg 23 (5 x 0.24)	3 x avg 22 ST (3 x 0.35) 4 x avg 24 ST (4 x 0.25) 5 x avg 24 ST (5 x 0.25)
Diametri Diameter	4.7 +/- 0.15 4.6 +/- 0.15 4.7 +/- 0.15	4.7 +/- 0.15 4.6 +/- 0.15 4.7 +/- 0.15	4.5 +/- 0.2 4.9 +/- 0.2	4.8 +/- 0.15 4.9 +/- 0.2 5.9 +/- 0.15
Conduttori Conductor	PVC classe 6 FLEX	PVC classe 6 FLEX	PVC classe 6 FLEX	PVC classe 6 FLEX
Guaina Esterna Outer Jacket	PVC UL/CSA STYLE 21179 Grey Ral 7035 Flame Test FT1	PUR compound Grey Ral 7035 Flame Test FT2	PUR UL/CSA Black Flame Test FT1	PVC CEI 2022 - II Oil resistant Grey Ral 7035 Flame Test
Normative di riferimento Reference standards	RU	RU	RU	RU
Temperatura di esercizio Working temperature	-15 / +80°C Static App. -15 / +80°C Dynamic App.	-15 / +80°C Static App. -15 / +80°C Dynamic App.	-40 / +80°C Static App. -40 / +80°C Dynamic App.	-15 / +80°C Static App. -15 / +80°C Dynamic App.
Raggio di curvatura Bending radius	10 x Ø esterno	10 x Ø esterno	10 x Ø esterno	10 x Ø esterno
Schermatura Shield	---	---	---	A treccia - Copertura ≥ 85% Braided coverage ≥ 85%
Velocità di traslazione Traslation's speed	90 mt / min	150 mt / min	200 mt / min	---
Accelerazione Acceleration	---	40 mt / seqq	---	---

NOTA: Il prodotto è completo di dado e o-ring per fissaggio al pannello.

NOTE: The product is sold with o-ring and fixing nut.

CONFIGURAZIONI AGGIUNTIVE / MORE CONFIGURATIONS

Ghiera Inox AISI 304 / Inox AISI 304 Ring Nut min. 100 pcs **X**

Schermo connesso alla ghiera / Shield connect nut **H**

Solo per 4 POLI / Only for 4 PINS
Connettore cod. D / Connector D code **D**



Solo per 5 POLI / Only for 5 PINS
Connettore cod. B / Connector B code **B**



MATERIALI

Portacontatto in ABS V0 UL94 autoestinguente, contatto stampato in bronzo fosforoso e doratura gold flash, ghiera di tenuta meccanica in Ottone Nichelato, o-ring di tenuta in Viton.

MATERIALS

Contact plug in self-extinguishing ABS UL94, phosphorouse bronze contact with gold flash, metal ring nut in nickel-plated brass, o-ring in Viton.



TABELLA COLORI COLOURS TABLE

1	BN
3	BU
4	BK



TABELLA COLORI COLOURS TABLE

1	BN
2	WH
3	BU
4	BK
5	GY



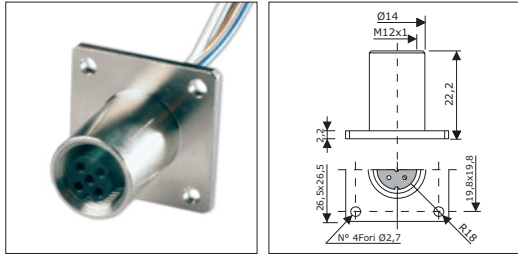
TABELLA COLORI COLOURS TABLE

1	BN
2	WH
3	BU
4	BK
5	GY

SPECIFICHE TECNICHE

SPECIFICHE TECNICHE	TECHNICAL SPECIFICATIONS
Normativa di riferimento	Reference standards
Corrente Nominale	Nominal Currents
Tensione Nominale 3-4 POLI	Nominal Voltage 3-4 PINS
Tensione Nominale 5 POLI	Nominal Voltage 5 PINS
Grado di protezione	Protection Class
Resistività di massa	Resistance
Temperatura di esercizio (connettore)	Working Temperature

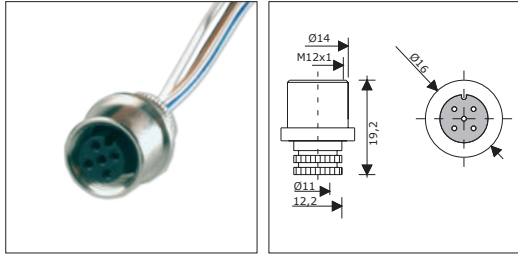
FEMMINA montaggio frontale con flangia quadra - cavi unipolari / FEMALE front mounting with square - single wire



Cod. AS-M12F**/211**

COMPOSIZIONE CODICE CODE COMPOSITION	CONFIGURAZIONI AGGIUNTIVE MORE CONFIGURATIONS
AS-M12F00/211 n. poli nr. of pins	D = Connector Cod. D B = Connector Cod. B * * X = ghiera inox inox ring nut

FEMMINA montaggio frontale a pressione - cavi unipolari / FEMALE front mounting push - single wire



Cod. AS-M12F**/341**

COMPOSIZIONE CODICE CODE COMPOSITION	CONFIGURAZIONI AGGIUNTIVE MORE CONFIGURATIONS
AS-M12F00/341 n. poli nr. of pins	D = Connector Cod. D B = Connector Cod. B * * X = ghiera inox inox ring nut



TABELLA COLORI
COLOURS TABLE

1	BN
3	BU
4	BK



TABELLA COLORI
COLOURS TABLE

1	BN
2	WH
3	BU
4	BK



TABELLA COLORI
COLOURS TABLE

1	BN
2	WH
3	BU
4	BK
5	GY

CONFIGURAZIONI AGGIUNTIVE / MORE CONFIGURATIONS

Ghiera Inox AISI 304 / Inox AISI 304 Ring Nut min. 100 pcs **X**

Schermo connesso alla ghiera / Shield connect nut **H**

Solo per 4 POLI / Only for 4 PINS
Connettore cod. D / Connector D code



D

Solo per 5 POLI / Only for 5 PINS
Connettore cod. B / Connector B code



B

MATERIALI

Portacontatto in ABS V0 UL94 autoestinguente, contatto stampato in bronzo fosforoso e doratura gold flash, ghiera di tenuta meccanica in Ottone Nichelato, o-ring di tenuta in Viton.

MATERIALS

Contact plug in self-extinguishing ABS UL94, phosphorous bronze contact with gold flash, metal ring nut in nickel-plated brass, o-ring in Viton.

SPECIFICHE CAVI UNIPOLARI / SINGLE WIRE SPECIFICATION

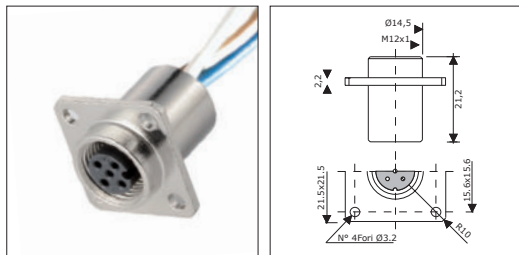
Lunghezza Std	Std Length	0,5 mt
Normativa	Reference	CEI 20-40
Guaina	Jacket	PVC
Tensione	Voltage	300/500 V
Sezione	Section	22AWG (0.34 mmq)
Ø Esterno	Ø External	1.90 +/- 0.1
Temperatura	Temperature	+5/+70°C

SPECIFICHE TECNICHE

TECHNICAL SPECIFICATIONS

Normativa di riferimento	Reference standards	IEC 61076-2-101
Corrente Nominale	Nominal Currents	4 A
Tensione Nominale 3-4 POLI	Nominal Voltage 3-4 PINS	250 V AC-DC
Tensione Nominale 5 POLI	Nominal Voltage 5 PINS	60 V AC-DC
Grado di protezione	Protection Class	IP67
Resistività di massa	Resistance	≤ 5mΩ
Temperatura di esercizio (connettore)	Working Temperature	-20/+80°C Fix Install

FEMMINA montaggio frontale cavi unipolari / FEMALE front mounting single wire

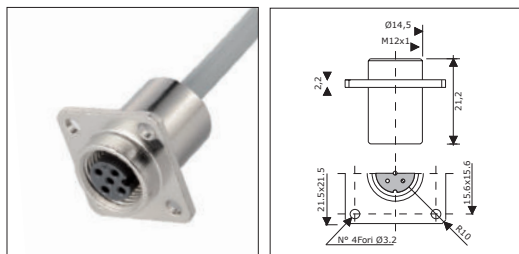


Cod. AS-M12F**/671**

COMPOSIZIONE CODICE CODE COMPOSITION	CONFIGURAZIONI AGGIUNTIVE MORE CONFIGURATIONS
AS-M12F00/671	D = Connector Cod. D B = Connector Cod. B
n. poli nr. of pins	X = ghiera inox inox ring nut

SPECIFICHE CAVI UNIPOLARI / SINGLE WIRE SPECIFICATION		
Lunghezza Std	Std Length	0,5 mt
Normativa	Reference	CEI 20-40
Guaina	Jacket	PVC
Tensione	Voltage	300/500 V
Sezione	Section	22AWG (0.34 mmq)
Ø Esterno	Ø External	1.90 +/- 0.1
Temperatura	Temperature	+5/+70°C

FEMMINA montaggio frontale con cavo / FEMALE front mounting with cable



Cod. AS-M12F*****/673***

COMPOSIZIONE CODICE CODE COMPOSITION	CONFIGURAZIONI AGGIUNTIVE MORE CONFIGURATIONS
AS-M12F00050*/673	D = Connector Cod. D B = Connector Cod. B
Tipologia cavo (vedi cod. in tabella) Cable type (code like table)	H = schermo connesso alla ghiera shield connect nut
n. poli nr. of pins	X = ghiera inox / inox ring nut
lunghezza cavo cable length	HX = connettore schermato e ghiera inox shielded connector and inox ring nut
001 = 10 cm	
010 = 1 m	
100 = 10 m	

COD.	C	R	RUN	CS
SPECIFICHE CAVO CABLE SPECIFICATIONS	CAVO PVC UL/CSA UL/CSA PVC CABLE	CAVO PUR UL/CSA UL/CSA PUR CABLE	CAVO PUR UL/CSA UL/CSA PUR CABLE	CAVO PVC SCHERMATO PVC SHIELDED CABLE
Sezioni Sections	3 x avg 22 (3 x 0.35) 4 x avg 24 (4 x 0.25) 5 x avg 24 (5 x 0.25)	3 x avg 22 (3 x 0.35) 4 x avg 24 (4 x 0.25) 5 x avg 24 (5 x 0.25)	4 x avg 22 (4 x 0.24) 5 x avg 23 (5 x 0.24)	3 x avg 22 ST (3 x 0.35) 4 x avg 24 ST (4 x 0.25) 5 x avg 24 ST (5 x 0.25)
Diametri Diameter	4.7 +/- 0.15 4.6 +/- 0.15 4.7 +/- 0.15	4.7 +/- 0.15 4.6 +/- 0.15 4.7 +/- 0.15	4.5 +/- 0.2 4.9 +/- 0.2	4.8 +/- 0.15 4.9 +/- 0.2 5.9 +/- 0.15
Conduttori Conductor	PVC classe 6 FLEX	PVC classe 6 FLEX	PVC classe 6 FLEX	PVC classe 6 FLEX
Guaina Esterna Outer Jacket	PVC UL/CSA STYLE 21179 Grey Ral 7035 Flame Test FT1	PUR compound Grey Ral 7035 Flame Test FT2	PUR UL/CSA Black Flame Test FT1	PVC CEI 2022 - II Oil resistant CEI20-34 Grey Ral 7035 Flame Test
Normative di riferimento Reference standards	RU	RU	RU	RU
Temperatura di esercizio Working temperature	-15 / +80°C Static App. -15 / +80°C Dynamic App.	-15 / +80°C Static App. -15 / +80°C Dynamic App.	-40 / +80°C Static App. -40 / +80°C Dynamic App.	-15 / +80°C Static App. -15 / +80°C Dynamic App.
Raggio di curvatura Bending radius	10 x Ø esterno	10 x Ø esterno	10 x Ø esterno	10 x Ø esterno
Schermatura Shield	---	---	---	A treccia - Copertura ≥ 85% Braided coverage ≥ 85%
Velocità di traslazione Traslation's speed	90 mt / min	150 mt / min	200 mt / min	---
Accelerazione Acceleration	---	40 mt / secq	---	---

CONFIGURAZIONI AGGIUNTIVE / MORE CONFIGURATIONS

Ghiera Inox AISI 304 / Inox AISI 304 Ring Nut min. 100 pcs **X**

Schermo connesso alla ghiera / Shield connect nut **H**

Solo per 4 POLI / Only for 4 PINS
Connettore cod. D / Connector D code **D**



Solo per 5 POLI / Only for 5 PINS
Connettore cod. B / Connector B code **B**



MATERIALI

Portacontatto in ABS V0 UL94 autoestinguente, contatto stampato in bronzo fosforoso e doratura gold flash, ghiera di tenuta meccanica in Ottone Nichelato, o-ring di tenuta in Viton.

MATERIALS

Contact plug in self-extinguishing ABS UL94, phosphorouse bronze contact with gold flash, metal ring nut in nickel-plated brass, o-ring in Viton.



TABELLA COLORI COLOURS TABLE

1	BN
3	BU
4	BK



TABELLA COLORI COLOURS TABLE

1	BN
2	WH
3	BU
4	BK



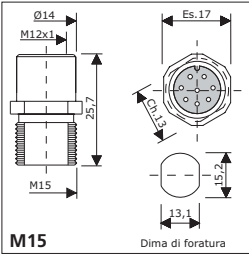
TABELLA COLORI COLOURS TABLE

1	BN
2	WH
3	BU
4	BK
5	GY

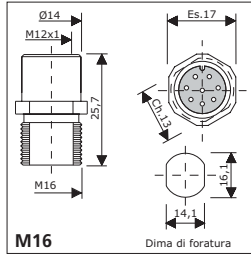
SPECIFICHE TECNICHE

SPECIFICHE TECNICHE	TECHNICAL SPECIFICATIONS
Normativa di riferimento	Reference standards
Corrente Nominale	Nominal Currents
Tensione Nominale 3-4 POLI	Nominal Voltage 3-4 PINS
Tensione Nominale 5 POLI	Nominal Voltage 5 PINS
Grado di protezione	Protection Class
Resistività di massa	Resistance
Temperatura di esercizio (connettore)	Working Temperature

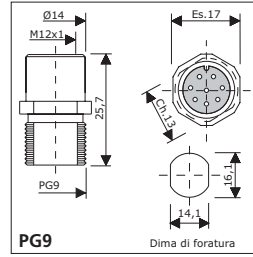
FEMMINA montaggio frontale cavi unipolari / FEMALE front mounting single wire



Cod. AS-M12F**/111*



Cod. AS-M12F**/11161*



Cod. AS-M12F**/11G91*

COMPOSIZIONE CODICE CODE COMPOSITION

Cod. (vedi disegno) Code (like drawing)

AS-M12F00****

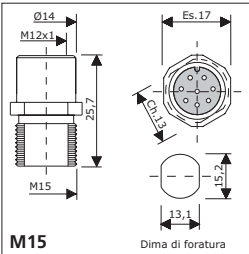
n. poli nr. of pins

CONFIGURAZIONI AGGIUNTIVE MORE CONFIGURATIONS

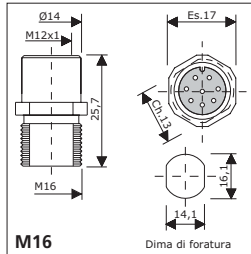
X = ghiera inox inox ring nut

SPECIFICHE CAVI UNIPOLARI / SINGLE WIRE SPECIFICATION		
Lunghezza Std	Std Length	0,5 mt
Normativa	Reference	CEI 20-40
Guaina	Jacket	PVC
Tensione	Voltage	300/500 V
Sezione	Section	24AWG (0.25 mmq)
Ø Esterno	Ø External	1.50 +/- 0.1
Temperatura	Temperature	+5/+70°C

FEMMINA montaggio frontale con cavo / FEMALE front mounting with cable



Cod. AS-M12F*****/113**



Cod. AS-M12F*****/11163**

COMPOSIZIONE CODICE CODE COMPOSITION

Cod. (vedi disegno) Code (like drawing)

Tipologia cavo (vedi cod. in tabella) Cable type (code like table)

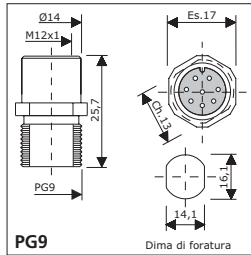
AS-M12F00050*/****

n. poli nr. of pins

lunghezza cavo cable length
001 = 10 cm
010 = 1 m
100 = 10 m

CONFIGURAZIONI AGGIUNTIVE MORE CONFIGURATIONS

H = schermo connesso alla ghiera shield connect nut
X = ghiera inox / inox ring nut
HX = connettore schermato e ghiera inox shielded connector and inox ring nut



Cod. AS-M12F*****/11G93**

COD.	C	CS
	CAVO PVC PVC CABLE	CAVO PVC SCHERMATO PVC SHIELDED CABLE
SPECIFICHE CAVO CABLE SPECIFICATIONS		
Sezioni Sections	6 x avg 24 (6 x 0.25) 8 x avg 24 (8 x 0.25)	6 x avg 24 ST (6 x 0.25) 8 x avg 24 ST (8 x 0.25)
Diametri Diameter	5.9 +/- 0.15	6.8 +/- 0.2
Conduttori Conductor	PVC classe 6 FLEX 32 x 0.10	PVC classe 6 FLEX 32 x 0.10
Guaina Esterna Outer Jacket	PVC CEI 2022 - II Oil resistant UL 1581 Grey Ral 7035 Flam Retardant FT1	PVC CEI 2022 - II Oil resistant UL 1581 Grey Ral 7035 Flam Retardant FT1
Normative di riferimento Reference standards		
Temperatura di esercizio Working temperature	-15 / +70°C Static App. +5 / +70°C Mobile App.	-15 / +80°C Static App.
Raggio di curvatura Bending radius	10 x Ø esterno	12 x Ø esterno
Schermatura Shield	---	A treccia - Copertura ≥ 80% Braided coverage ≥ 80%
Velocità di traslazione Traslation's speed	90 mt / min	---
Accelerazione Acceleration	4 mt / secq	---

NOTA: Il prodotto è completo di dado e o-ring per fissaggio al pannello.

NOTE: The product is sold with o-ring and fixing nut.

CONFIGURAZIONI AGGIUNTIVE / MORE CONFIGURATIONS

Ghiera Inox AISI 304 / Inox AISI 304 Ring Nut	min. 100 pcs	X
Schermo connesso alla ghiera / Shield connect nut		H

MATERIALI

Portacontatto in ABS V0 UL94 autoestingente, contatto tornito in ottone dorato AU03, ghiera di tenuta meccanica in Ottone Nichelato, o-ring di tenuta in Viton.

MATERIALS

Contact plug holder: self-extinguishing ABS UL94 V0. Turned contact: gold plating AU03. Metal ring nut: nickel-plated brass. Metal ring nut: nickel-plated brass. O-ring: Viton (female).



TABELLA COLORI COLOURS TABLE

1	WH
2	BN
3	GN
4	YE
6	GY
7	PK

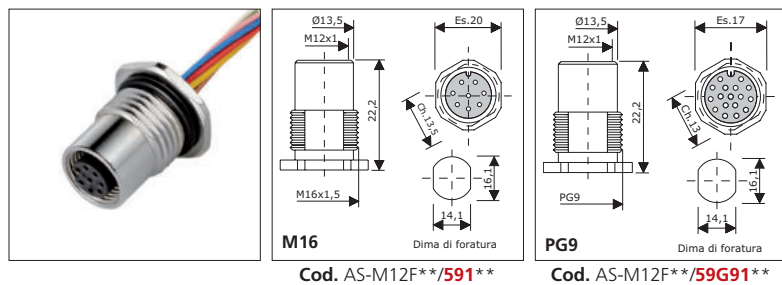
TABELLA COLORI COLOURS TABLE

1	WH
2	BN
3	GN
4	YE
5	GY
6	PK
7	BU
8	RD

SPECIFICHE TECNICHE TECHNICAL SPECIFICATIONS

SPECIFICHE TECNICHE	TECHNICAL SPECIFICATIONS
Normativa di riferimento	Reference standards IEC 61076-2-101
Corrente Nominale	Nominal Currents 2 A
Tensione Nominale	Nominal Voltage 30 V AC-DC
Grado di protezione	Protection Class IP67
Resistività di massa	Resistance ≤ 5mΩ
Temperatura di esercizio (connettore)	Working Temperature -20/+80°C Fix Install

FEMMINA montaggio posteriore cavi unipolari / FEMALE rear mounting single wire



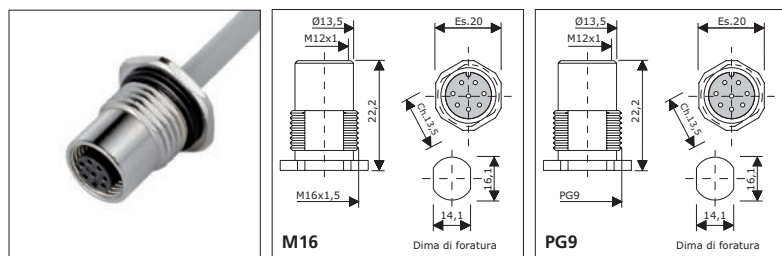
Cod. AS-M12F**/591**

Cod. AS-M12F**/59G91**

COMPOSIZIONE CODICE CODE COMPOSITION	CONFIGURAZIONI AGGIUNTIVE MORE CONFIGURATIONS
AS-M12F00/591	X = ghiera inox inox ring nut
n. poli nr. of pins	

SPECIFICHE CAVI UNIPOLARI / SINGLE WIRE SPECIFICATION		
Lunghezza Std	Std Length	0,5 mt
Normativa	Reference	CEI 20-40
Guaina	Jacket	PVC
Tensione	Voltage	300/500 V
Sezione	Section	24AWG (0.25 mmq)
Ø Esterno	Ø External	1.50 +/- 0.1
Temperatura	Temperature	+5/+70°C

FEMMINA montaggio posteriore con cavo / FEMALE rear mounting with cable



Cod. AS-M12F**/593**

Cod. AS-M12F**/59G93**

COMPOSIZIONE CODICE CODE COMPOSITION	CONFIGURAZIONI AGGIUNTIVE MORE CONFIGURATIONS
AS-M12F00050*/593	H = schermo connesso alla ghiera shield connect nut X = ghiera inox / inox ring nut HX = connettore schermato e ghiera inox shielded connector and inox ring nut
Tipologia cavo (vedi cod. in tabella) Cable type (code like table)	
n. poli nr. of pins	
lunghezza cavo cable length	
001 = 10 cm	
010 = 1 m	
100 = 10 m	

COD.	C	CS
SPECIFICHE CAVO CABLE SPECIFICATIONS	CAVO PVC PVC CABLE	CAVO PVC SCHERMATO PVC SHIELDED CABLE
Sezioni Sections	6 x awg 24 (6 x 0.25) 8 x awg 24 (8 x 0.25)	6 x awg 24 ST (6 x 0.25) 8 x awg 24 ST (8 x 0.25)
Diametri Diameter	5.9 +/- 0.15	6.8 +/- 0.2
Conduttori Conductor	PVC classe 6 FLEX 32 x 0.10	PVC classe 6 FLEX 32 x 0.10
Guaina Esterna Outer Jacket	PVC CEI 2022 - II Oil resistant UL 1581 Grey Ral 7035 Flam Retardant FT1	PVC CEI 2022 - II Oil resistant UL 1581 Grey Ral 7035 Flam Retardant FT1
Normative di riferimento Reference standards		
Temperatura di esercizio Working temperature	-15 / +70°C Static App. +5 / +70°C Mobile App.	-15 / +70°C Static App.
Raggio di curvatura Bending radius	10 x Ø esterno	12 x Ø esterno
Schermatura Shield	---	A treccia - Copertura ≥ 80% Braided coverage ≥ 80%
Velocità di traslazione Traslation's speed	90 mt / min	---
Accelerazione Acceleration	4 mt / secq	---



TABELLA COLORI COLOURS TABLE	
1	WH
2	BN
3	GN
4	YE
6	GY
7	PK

TABELLA COLORI COLOURS TABLE	
1	WH
2	BN
3	GN
4	YE
5	GY
6	PK
7	BU
8	RD

NOTA: Il prodotto è completo di dado e o-ring per fissaggio al pannello.

NOTE: The product is sold with o-ring and fixing nut.

CONFIGURAZIONI AGGIUNTIVE / MORE CONFIGURATIONS

Ghiera Inox AISI 304 / Inx AISI 304 Ring Nut min. 100 pcs **X**

Schermo connesso alla ghiera / Shield connect nut **H**

MATERIALI

Portacontatto in ABS V0 UL94 autoestinguente, contatto tornito in ottone dorato AU03, ghiera di tenuta meccanica in Ottone Nichelato, o-ring di tenuta in Viton.

MATERIALS

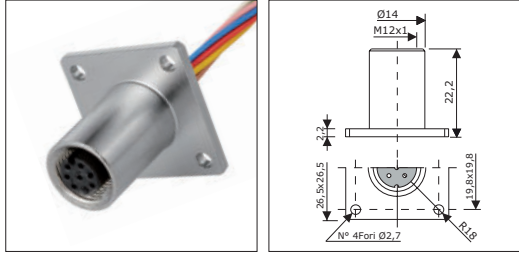
Contact plug holder: self-extinguishing ABS UL94 V0. Turned contact: gold plating AU03. Metal ring nut: nickel-plated brass. Metal ring nut: nickel-plated brass. O-ring: Viton (female).

SPECIFICHE TECNICHE

TECHNICAL SPECIFICATIONS

Normativa di riferimento	Reference standards	IEC 61076-2-101
Corrente Nominale	Nominal Currents	2 A
Tensione Nominale	Nominal Voltage	30 V AC-DC
Grado di protezione	Protection Class	IP67
Resistività di massa	Resistance	≤ 5mΩ
Temperatura di esercizio (connettore)	Working Temperature	-20/+80°C Fix Install

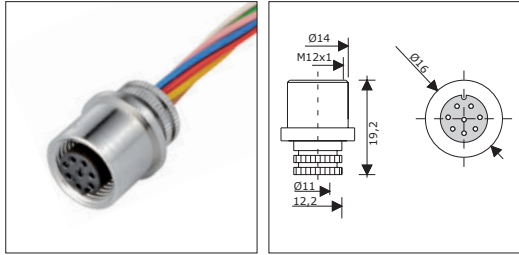
FEMMINA montaggio frontale con flangia quadra - cavi unipolari / FEMALE front mounting with square - single wire



Cod. AS-M12F**/211**

COMPOSIZIONE CODICE CODE COMPOSITION	CONFIGURAZIONI AGGIUNTIVE MORE CONFIGURATIONS
AS-M12F00/211 n. poli nr. of pins	* X = ghiera inox inox ring nut

FEMMINA montaggio frontale a pressione - cavi unipolari / FEMALE front mounting push - single wire



Cod. AS-M12F**/341*

COMPOSIZIONE CODICE CODE COMPOSITION	CONFIGURAZIONI AGGIUNTIVE MORE CONFIGURATIONS
AS-M12F00/341 n. poli nr. of pins	* X = ghiera inox inox ring nut



TABELLA COLORI COLOURS TABLE	TABELLA COLORI COLOURS TABLE
1 WH	1 WH
2 BN	2 BN
3 GN	3 GN
4 YE	4 YE
6 GY	5 GY
7 PK	6 PK
	7 BU
	8 RD

CONFIGURAZIONI AGGIUNTIVE / MORE CONFIGURATIONS

Ghiera Inox AISI 304 / Inox AISI 304 Ring Nut min. 100 pcs **X**

MATERIALI

Portacontatto in ABS V0 UL94 autoestinguente, contatto tornito in ottone dorato AU03, ghiera di tenuta meccanica in Ottone Nichelato, o-ring di tenuta in Viton.

MATERIALS

Contact plug holder: self-extinguishing ABS UL94 V0. Turned contact: gold plating AU03. Metal ring nut: nickel-plated brass. Metal ring nut: nickel-plated brass. O-ring: Viton (female).

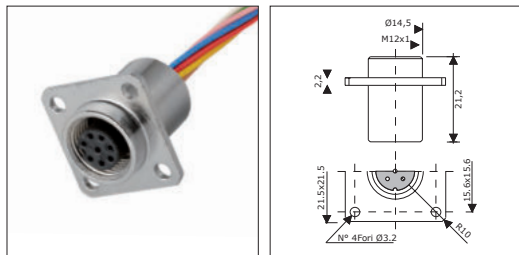
SPECIFICHE CAVI UNIPOLARI / SINGLE WIRE SPECIFICATION

Lunghezza Std	Length Std	0,5 mt
Normativa	Reference	CEI 20-40
Guaina	Jacket	PVC
Tensione	Voltage	300/500 V
Sezione	Section	24AWG (0.25 mmq)
Ø Esterno	Ø External	1.50 +/- 0.1
Temperatura	Temperature	+5/+70°C

SPECIFICHE TECNICHE / TECHNICAL SPECIFICATIONS

Normativa di riferimento	Reference standards	IEC 61076-2-101
Corrente Nominale	Nominal Currents	2 A
Tensione Nominale	Nominal Voltage	30 V AC-DC
Grado di protezione	Protection Class	IP67
Resistività di massa	Resistance	≤ 5mΩ
Temperatura di esercizio (connettore)	Working Temperature	-20/+80°C Fix Install

FEMMINA montaggio frontale cavi unipolari / FEMALE front mounting single wire

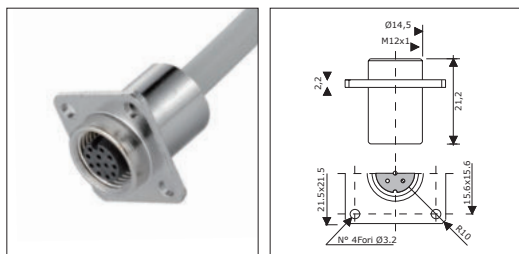


Cod. AS-M12F**/671*

COMPOSIZIONE CODICE CODE COMPOSITION	CONFIGURAZIONI AGGIUNTIVE MORE CONFIGURATIONS
AS-M12F00/671	*
n. poli nr. of pins	X = ghiera inox inox ring nut

SPECIFICHE CAVI UNIPOLARI / SINGLE WIRE SPECIFICATION		
Lunghezza Std	Std Length	0,5 mt
Normativa	Reference	CEI 20-40
Guaina	Jacket	PVC
Tensione	Voltage	300/500 V
Sezione	Section	24AWG (0.25 mmq)
Ø Esterno	Ø External	1.50 +/- 0.1
Temperatura	Temperature	+5/+70°C

FEMMINA montaggio frontale con cavo / FEMALE front mounting with cable



Cod. AS-M12F*****/673**

COMPOSIZIONE CODICE CODE COMPOSITION	CONFIGURAZIONI AGGIUNTIVE MORE CONFIGURATIONS
AS-M12F00050*/673	**
Tipologia cavo (vedi cod. in tabella) Cable type (code like table)	H = schermo connesso alla ghiera shield connect nut
n. poli nr. of pins	X = ghiera inox / inox ring nut
lunghezza cavo cable length	HX = connettore schermato e ghiera inox shielded connector and inox ring nut
001 = 10 cm	
010 = 1 m	
100 = 10 m	

COD. SPECIFICHE CAVO CABLE SPECIFICATIONS	C	CS
	CAVO PVC PVC CABLE	CAVO PVC SCHERMATO PVC SHIELDED CABLE
Sezioni Sections	6 x avg 24 (6 x 0.25) 8 x avg 24 (8 x 0.25)	6 x avg 24 ST (6 x 0.25) 8 x avg 24 ST (8 x 0.25)
Diametri Diameter	5.9 +/- 0.15	6.8 +/- 0.2
Conduttori Conductor	PVC classe 6 FLEX 32 x 0.10	PVC classe 6 FLEX 32 x 0.10
Guaina Esterna Outer Jacket	PVC CEI 2022 - II Oil resistant UL 1581 Grey Ral 7035 Flam Retardant FT1	PVC CEI 2022 - II Oil resistant UL 1581 Grey Ral 7035 Flam Retardant FT1
Normative di riferimento Reference standards		
Temperatura di esercizio Working temperature	-15 / +70°C Static App. +5 / +70°C Mobile App.	-15 / +70°C Static App.
Raggio di curvatura Bending radius	10 x Ø esterno	12 x Ø esterno
Schermatura Shield	---	A treccia - Copertura ≥ 80% Braided coverage ≥ 80%
Velocità di traslazione Traslation's speed	90 mt / min	---
Accelerazione Acceleration	4 mt / secq	---



TABELLA COLORI COLOURS TABLE		TABELLA COLORI COLOURS TABLE	
1	WH	1	WH
2	BN	2	BN
3	GN	3	GN
4	YE	4	YE
6	GY	5	GY
7	PK	6	PK
		7	BU
		8	RD

CONFIGURAZIONI AGGIUNTIVE / MORE CONFIGURATIONS

Ghiera Inox AISI 304 / Inox AISI 304 Ring Nut	min. 100 pcs	X
Schermo connesso alla ghiera / Shield connect nut		H

MATERIALI

Portacontatto in ABS V0 UL94 autoestinguente, contatto tornito in ottone dorato AU03, ghiera di tenuta meccanica in Ottone Nichelato, o-ring di tenuta in Viton.

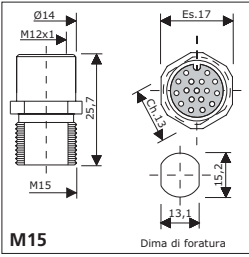
MATERIALS

Contact plug holder: self-extinguishing ABS UL94 V0. Turned contact: gold plating AU03. Metal ring nut: nickel-plated brass. Metal ring nut: nickel-plated brass. O-ring: Viton (female).

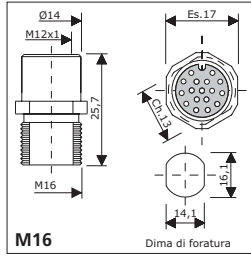
SPECIFICHE TECNICHE

TECHNICAL SPECIFICATIONS	
Normativa di riferimento	Reference standards IEC 61076-2-101
Corrente Nominale	Nominal Currents 2 A
Tensione Nominale	Nominal Voltage 30 V AC-DC
Grado di protezione	Protection Class IP67
Resistività di massa	Resistance ≤ 5mΩ
Temperatura di esercizio (connettore)	Working Temperature -20/+80°C Fix Install

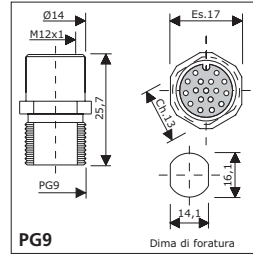
FEMMINA montaggio frontale cavi unipolari / FEMALE front mounting single wire



M15
Cod. AS-M12F**/111*



M16
Cod. AS-M12F**/11161*

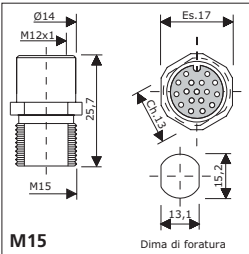


PG9
Cod. AS-M12F**/11G91*

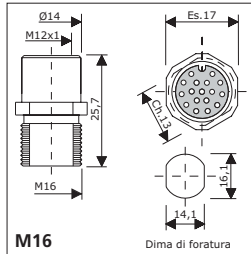
COMPOSIZIONE CODICE CODE COMPOSITION	CONFIGURAZIONI AGGIUNTIVE MORE CONFIGURATIONS
Cod. (vedi disegno) Code (like drawing) AS-M12F00****	X = ghiera inox inox ring nut
n. poli nr. of pins	

SPECIFICHE CAVI UNIPOLARI / SINGLE WIRE SPECIFICATION		
Lunghezza Std	Std Length	0,5 mt
Normativa	Reference	CEI 20-40
Guaina	Jacket	PVC
Tensione	Voltage	300/500 V
Sezione	Section	26AWG (0.14 mmq)
Ø Esterno	Ø External	1.10 +/- 0.1
Temperatura	Temperature	+5/+70°C

FEMMINA montaggio frontale con cavo / FEMALE front mounting with cable



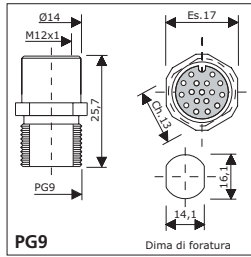
M15
Cod. AS-M12F*****/113**



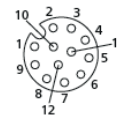
M16
Cod. AS-M12F*****/11163**

COD.	C	R	CS	RS
SPECIFICHE CAVO CABLE SPECIFICATIONS	CAVO PVC PVC CABLE	CAVO PUR PUR CABLE	CAVO PVC SCHERMATO PVC SHIELDED CABLE	CAVO PUR SCHERMATO PUR SHIELDED CABLE
Sezioni Sections	12 x avg 24 (12 x 0,25) 17 x avg 26 (12 x 0,14)	12 x avg 24 (12 x 0,25) 17 x avg 26 (12 x 0,14)	12 x avg 24 ST (12 x 0,25) 17 x avg 26 ST (12 x 0,14)	12 x avg 24 ST (12 x 0,25) 17 x avg 26 ST (12 x 0,14)
Diametri Diameter	6,5 +/- 0,2 7,3 +/- 0,2	7,1 +/- 0,2 7,1 +/- 0,2	6,9 +/- 0,2 7,9 +/- 0,2	7,6 +/- 0,2 7,6 +/- 0,2
Conduttori Conductor	TPO Classe 5 FLEX	TPO Classe 6 FLEX	TPO Classe 5 FLEX	TPO Classe 6 FLEX
Guaina Esterna Outer Jacket	PVC UL/CSA STYLE 21179 Grey DESINA Flam Retardant FT1	PUR UL/CSA STYLE 21576 Grey DESINA Flam Retardant FT2	PVC UL/CSA STYLE 21179 Grey DESINA Flam Retardant FT1	PUR UL/CSA STYLE 21576 Grey DESINA Flam Retardant FT2
Normative di riferimento Reference standards	RU	RU	RU	RU
Temperatura di esercizio Working temperature	-30 / +80°C Static App. -5 / +80°C Mobile App.	-40 / +80°C Static App. -30 / +80°C Mobile App.	-30 / +80°C Static App. -5 / +80°C Mobile App.	-40 / +80°C Static App. -30 / +80°C Mobile App.
Raggio di curvatura Bending radius	6 x Ø esterno Static App. 15 x Ø esterno Dynamic App.	5 x Ø esterno Static App. 5 x Ø esterno Dynamic App.	6 x Ø esterno Static App. 15 x Ø esterno Dynamic App.	5 x Ø esterno Static App. 7,5 x Ø esterno Dynamic App.
Schermatura Shield	---	---	A treccia - Copertura ≥ 85% Braided coverage ≥ 85%	A treccia - Copertura ≥ 85% Braided coverage ≥ 85%
Velocità di traslazione Traslation's speed	---	300 mt / min	---	300 mt / min
Accelerazione Acceleration	---	40 mt / seqq	---	40 mt / seqq

COMPOSIZIONE CODICE CODE COMPOSITION	CONFIGURAZIONI AGGIUNTIVE MORE CONFIGURATIONS
Cod. (vedi disegno) Code (like drawing) Tipologia cavo (vedi cod. in tabella) Cable type (code like table) AS-M12F00050*/** **	H = schermo connesso alla ghiera shield connect nut X = ghiera inox / inox ring nut HX = connettore schermato e ghiera inox shielded connector and inox ring nut
n. poli nr. of pins	
lunghezza cavo cable lenght 001 = 10 cm 010 = 1 m 100 = 10 m	

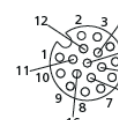


PG9
Cod. AS-M12F*****/11G93**



**TABELLA COLORI
COLOURS TABLE**

1	WH
2	BN
3	GN
4	YE
5	GY
6	PK
7	BU
8	RD
9	BK
10	VT
11	GYPK
12	RDBU



**TABELLA COLORI
COLOURS TABLE**

1	WH
2	BN
3	GN
4	YE
5	GY
6	PK
7	BU
8	RD
9	BK
10	VT
11	GYPK
12	RDBU
13	WHGN
14	BNGN
15	WHYE
16	YEBN
17	WHGY

NOTA: Il prodotto è completo di dado e o-ring per fissaggio al pannello.

NOTE: The product is sold with o-ring and fixing nut.

CONFIGURAZIONI AGGIUNTIVE / MORE CONFIGURATIONS

Ghiera Inox AISI 304 / Inox AISI 304 Ring Nut	min. 100 pcs	X
Schermo connesso alla ghiera / Shield connect nut		H

MATERIALI

Portacontatto in ABS V0 UL94 autoestinguente, contatto tornito in ottone dorato AU03, ghiera di tenuta meccanica in Ottone Nichelato, o-ring di tenuta in Viton.

MATERIALS

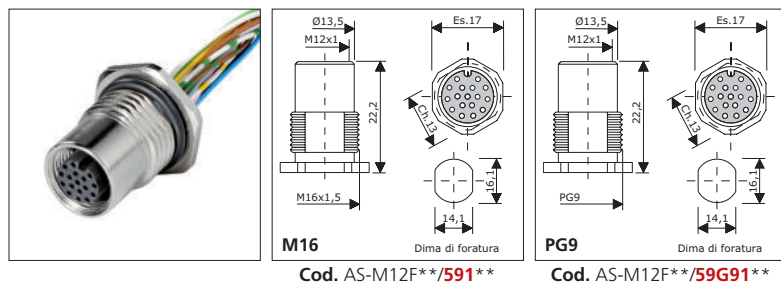
Contact plug holder: self-extinguishing ABS UL94 V0. Turned contact: gold plating AU03. Metal ring nut: nickel-plated brass. Metal ring nut: nickel-plated brass. O-ring: Viton (female).

SPECIFICHE TECNICHE

TECHNICAL SPECIFICATIONS

Normativa di riferimento	Reference standards	IEC 61076-2-101
Corrente Nominale	Nominal Currents	1.5 A
Tensione Nominale	Nominal Voltage	30 V AC-DC
Grado di protezione	Protection Class	IP67
Resistività di massa	Resistance	≤ 5mΩ
Temperatura di esercizio (connettore)	Working Temperature	-20/+80°C Fix Install

FEMMINA montaggio posteriore cavi unipolari / FEMALE rear mounting single wire



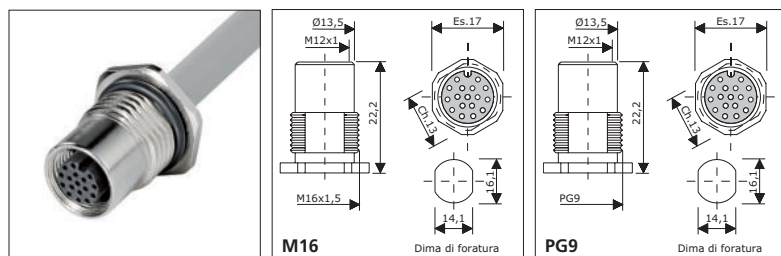
Cod. AS-M12F**/591**

Cod. AS-M12F**/59G91**

COMPOSIZIONE CODICE CODE COMPOSITION	CONFIGURAZIONI AGGIUNTIVE MORE CONFIGURATIONS
AS-M12F00/591 *	X = ghiera inox inox ring nut
n. poli nr. of pins	

SPECIFICHE CAVI UNIPOLARI / SINGLE WIRE SPECIFICATION		
Lunghezza Std	Std Length	0,5 mt
Normativa	Reference	CEI 20-40
Guaina	Jacket	PVC
Tensione	Voltage	300/500 V
Sezione	Section	26AWG (0.14 mmq)
Ø Esterno	Ø External	1.10 +/- 0.1
Temperatura	Temperature	+5/+70°C

FEMMINA montaggio posteriore con cavo / FEMALE rear mounting with cable



Cod. AS-M12F**/593**

Cod. AS-M12F**/59G93**

COMPOSIZIONE CODICE CODE COMPOSITION	CONFIGURAZIONI AGGIUNTIVE MORE CONFIGURATIONS
AS-M12F00050*/593 **	H = schermo connesso alla ghiera shield connect nut X = ghiera inox / inox ring nut HX = connettore schermato e ghiera inox shielded connector and inox ring nut
Tipologia cavo (vedi cod. in tabella) Cable type (code like table)	
n. poli nr. of pins	
lunghezza cavo cable length	
001 = 10 cm	
010 = 1 m	
100 = 10 m	

COD.	C	R	CS	RS
SPECIFICHE CAVO CABLE SPECIFICATIONS	CAVO PVC PVC CABLE	CAVO PUR PUR CABLE	CAVO PVC SCHERMATO PVC SHIELDED CABLE	CAVO PUR SCHERMATO PUR SHIELDED CABLE
Sezioni Sections	12 x avg 24 (12 x 0.25) 17 x avg 26 (12 x 0.14)	12 x avg 24 (12 x 0.25) 17 x avg 26 (12 x 0.14)	12 x avg 24 ST (12 x 0.25) 17 x avg 26 ST (12 x 0.14)	12 x avg 24 ST (12 x 0.25) 17 x avg 26 ST (12 x 0.14)
Diametri Diameter	6.5 +/- 0.2 7.3 +/- 0.2	7.1 +/- 0.2 7.1 +/- 0.2	6.9 +/- 0.2 7.9 +/- 0.2	7.6 +/- 0.2 7.6 +/- 0.2
Conduttori Conductor	TPO Classe 5 FLEX	TPO Classe 6 FLEX	TPO Classe 5 FLEX	TPO Classe 6 FLEX
Guaina Esterna Outer Jacket	PVC UL/CSA STYLE 21179 Grey DESINA Flam Retardant FT1	PUR UL/CSA STYLE 21576 Grey DESINA Flam Retardant FT2	PVC UL/CSA STYLE 21179 Grey DESINA Flam Retardant FT1	PUR UL/CSA STYLE 21576 Grey DESINA Flam Retardant FT2
Normative di riferimento Reference standards	RU	RU	RU	RU
Temperatura di esercizio Working temperature	-30 / +80°C Static App. -5 / +80°C Mobile App.	-40 / +80°C Static App. -30 / +80°C Mobile App.	-30 / +80°C Static App. -5 / +80°C Mobile App.	-40 / +80°C Static App. -30 / +80°C Mobile App.
Raggio di curvatura Bending radius	6 x Ø esterno Static App. 15 x Ø esterno Dynamic App.	5 x Ø esterno Static App. 5 x Ø esterno Dynamic App.	6 x Ø esterno Static App. 15 x Ø esterno Dynamic App.	5 x Ø esterno Static App. 7.5 x Ø esterno Dynamic App.
Schermatura Shield	---	---	A treccia - Copertura ≥ 85% Braided coverage ≥ 85%	A treccia - Copertura ≥ 85% Braided coverage ≥ 85%
Velocità di traslazione Traslation's speed	---	300 mt / min	---	300 mt / min
Accelerazione Acceleration	---	40 mt / secq	---	40 mt / secq

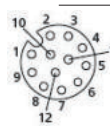


TABELLA COLORI COLOURS TABLE	
1	WH
2	BN
3	GN
4	YE
5	GY
6	PK
7	BU
8	RD
9	BK
10	VT
11	GYPK
12	RDBU

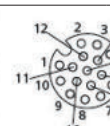


TABELLA COLORI COLOURS TABLE	
1	WH
2	BN
3	GN
4	YE
5	GY
6	PK
7	BU
8	RD
9	BK
10	VT
11	GYPK
12	RDBU
13	WHGN
14	BNGN
15	WHYE
16	YEBN
17	WHGY

NOTA: Il prodotto è completo di dado e o-ring per fissaggio al pannello.

NOTE: The product is sold with o-ring and fixing nut.

CONFIGURAZIONI AGGIUNTIVE / MORE CONFIGURATIONS

Ghiera Inox AISI 304 / Inox AISI 304 Ring Nut min. 100 pcs **X**

Schermo connesso alla ghiera / Shield connect nut **H**

MATERIALI

Portacontatto in ABS V0 UL94 autoestinguente, contatto tornito in ottone dorato AU03, ghiera di tenuta meccanica in Ottone Nichelato, o-ring di tenuta in Viton.

MATERIALS

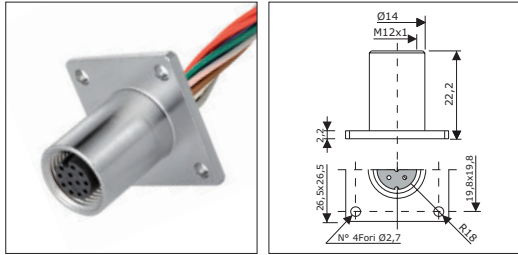
Contact plug holder: self-extinguishing ABS UL94 V0. Turned contact: gold plating AU03. Metal ring nut: nickel-plated brass. Metal ring nut: nickel-plated brass. O-ring: Viton (female).

SPECIFICHE TECNICHE

TECHNICAL SPECIFICATIONS

Normativa di riferimento	Reference standards	IEC 61076-2-101
Corrente Nominale	Nominal Currents	1.5 A
Tensione Nominale	Nominal Voltage	30 V AC-DC
Grado di protezione	Protection Class	IP67
Resistività di massa	Resistance	≤ 5mΩ
Temperatura di esercizio (connettore)	Working Temperature	-20/+80°C Fix Install

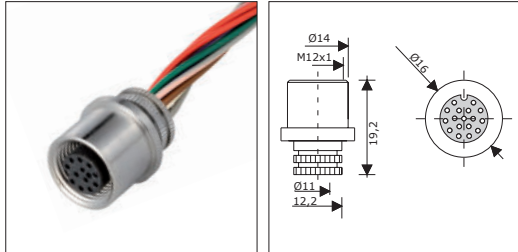
FEMMINA montaggio frontale con flangia quadra - cavi unipolari / FEMALE front mounting with square - single wire



Cod. AS-M12F**/211**

COMPOSIZIONE CODICE CODE COMPOSITION	CONFIGURAZIONI AGGIUNTIVE MORE CONFIGURATIONS
AS-M12F00/211 n. poli nr. of pins	* X = ghiera inox inox ring nut

FEMMINA montaggio frontale a pressione - cavi unipolari / FEMALE front mounting push - single wire



Cod. AS-M12F**/341

COMPOSIZIONE CODICE CODE COMPOSITION	CONFIGURAZIONI AGGIUNTIVE MORE CONFIGURATIONS
AS-M12F00/341 n. poli nr. of pins	* X = ghiera inox inox ring nut

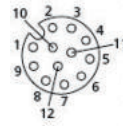


TABELLA COLORI COLOURS TABLE	
1	WH
2	BN
3	GN
4	YE
5	GY
6	PK
7	BU
8	RD
9	BK
10	VT
11	GYPK
12	RDBU

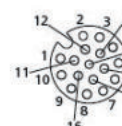


TABELLA COLORI COLOURS TABLE	
1	WH
2	BN
3	GN
4	YE
5	GY
6	PK
7	BU
8	RD
9	BK
10	VT
11	GYPK
12	RDBU
13	WHGN
14	BNGN
15	WHYE
16	YEBN
17	WHGY

CONFIGURAZIONI AGGIUNTIVE / MORE CONFIGURATIONS

Ghiera Inox AISI 304 / Inox AISI 304 Ring Nut min. 100 pcs X

MATERIALI

Portacontatto in ABS V0 UL94 autoestinguente, contatto tornito in ottone dorato AU03, ghiera di tenuta meccanica in Ottone Nichelato, o-ring di tenuta in Viton.

MATERIALS

Contact plug holder: self-extinguishing ABS UL94 V0. Turned contact: gold plating AU03. Metal ring nut: nickel-plated brass. Metal ring nut: nickel-plated brass. O-ring: Viton (female).

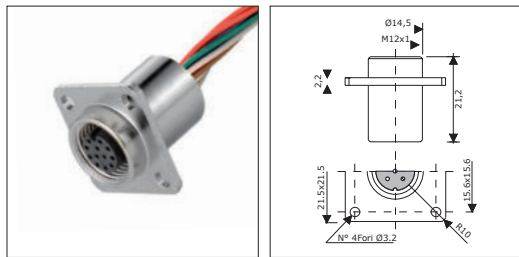
SPECIFICHE CAVI UNIPOLARI / SINGLE WIRE SPECIFICATION

Lunghezza Std	Std Length	0,5 mt
Normativa	Reference	CEI 20-40
Guaina	Jacket	PVC
Tensione	Voltage	300/500 V
Sezione	Section	26AWG (0.14 mmq)
Ø Esterno	Ø External	1.10 +/- 0.1
Temperatura	Temperature	+5/+70°C

SPECIFICHE TECNICHE / TECHNICAL SPECIFICATIONS

Normativa di riferimento	Reference standards	IEC 61076-2-101
Corrente Nominale	Nominal Currents	1.5 A
Tensione Nominale	Nominal Voltage	30 V AC-DC
Grado di protezione	Protection Class	IP67
Resistività di massa	Resistance	≤ 5mΩ
Temperatura di esercizio (connettore)	Working Temperature	-20/+80°C Fix Install

FEMMINA montaggio frontale cavi unipolari / FEMALE front mounting single wire

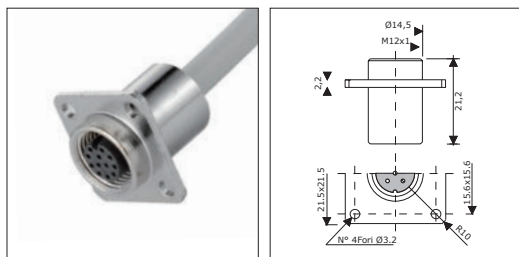


Cod. AS-M12F**/671*

COMPOSIZIONE CODICE CODE COMPOSITION	CONFIGURAZIONI AGGIUNTIVE MORE CONFIGURATIONS
AS-M12F00/671 n. poli nr. of pins	X = ghiera inox inox ring nut

SPECIFICHE CAVI UNIPOLARI / SINGLE WIRE SPECIFICATION		
Lunghezza Std	Std Length	0,5 mt
Normativa	Reference	CEI 20-40
Guaina	Jacket	PVC
Tensione	Voltage	300/500 V
Sezione	Section	26AWG (0.14 mmq)
Ø Esterno	Ø External	1.10 +/- 0.1
Temperatura	Temperature	+5/+70°C

FEMMINA montaggio frontale con cavo / FEMALE front mounting with cable



Cod. AS-M12F*****/673**

COMPOSIZIONE CODICE CODE COMPOSITION	CONFIGURAZIONI AGGIUNTIVE MORE CONFIGURATIONS
Tipologia cavo (vedi cod. in tabella) Cable type (code like table) AS-M12F00050*/673 n. poli nr. of pins	** H = schermo connesso alla ghiera shield connect nut X = ghiera inox / inox ring nut HX = connettore schermato e ghiera inox shielded connector and inox ring nut
lunghezza cavo cable length 001 = 10 cm 010 = 1 m 100 = 10 m	

COD.	C	R	CS	RS
SPECIFICHE CAVO CABLE SPECIFICATIONS	CAVO PVC PVC CABLE	CAVO PUR PUR CABLE	CAVO PVC SCHERMATO PVC SHIELDED CABLE	CAVO PUR SCHERMATO PUR SHIELDED CABLE
Sezioni Sections	12 x avg 24 (12 x 0.25) 17 x avg 26 (12 x 0.14)	12 x avg 24 (12 x 0.25) 17 x avg 26 (12 x 0.14)	12 x avg 24 ST (12 x 0.25) 17 x avg 26 ST (12 x 0.14)	12 x avg 24 ST (12 x 0.25) 17 x avg 26 ST (12 x 0.14)
Diametri Diameter	6.5 +/- 0.2 7.3 +/- 0.2	7.1 +/- 0.2 7.1 +/- 0.2	6.9 +/- 0.2 7.9 +/- 0.2	7.6 +/- 0.2 7.6 +/- 0.2
Conduttori Conductor	TPO Classe 5 FLEX	TPO Classe 6 FLEX	TPO Classe 5 FLEX	TPO Classe 6 FLEX
Guaina Esterna Outer Jacket	PVC UL/CSA STYLE 21179 Grey DESINA Flam Retardant FT1	PUR UL/CSA STYLE 21576 Grey DESINA Flam Retardant FT2	PVC UL/CSA STYLE 21179 Grey DESINA Flam Retardant FT1	PUR UL/CSA STYLE 21576 Grey DESINA Flam Retardant FT2
Normative di riferimento Reference standards	RU	RU	RU	RU
Temperatura di esercizio Working temperature	-30 / +80°C Static App. -5 / +80°C Mobile App.	-40 / +80°C Static App. -30 / +80°C Mobile App.	-30 / +80°C Static App. -5 / +80°C Mobile App.	-40 / +80°C Static App. -30 / +80°C Mobile App.
Raggio di curvatura Bending radius	6 x Ø esterno Static App. 15 x Ø esterno Dynamic App.	5 x Ø esterno Static App. 5 x Ø esterno Dynamic App.	6 x Ø esterno Static App. 15 x Ø esterno Dynamic App.	5 x Ø esterno Static App. 7.5 x Ø esterno Dynamic App.
Schermatura Shield	---	---	A treccia - Copertura ≥ 85% Braided coverage ≥ 85%	A treccia - Copertura ≥ 85% Braided coverage ≥ 85%
Velocità di traslazione Traslation's speed	---	300 mt / min	---	300 mt / min
Accelerazione Acceleration	---	40 mt / secq	---	40 mt / secq

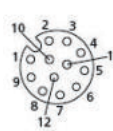


TABELLA COLORI COLOURS TABLE	
1	WH
2	BN
3	GN
4	YE
5	GY
6	PK
7	BU
8	RD
9	BK
10	VT
11	GYPK
12	RDBU

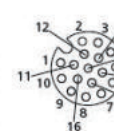


TABELLA COLORI COLOURS TABLE	
1	WH
2	BN
3	GN
4	YE
5	GY
6	PK
7	BU
8	RD
9	BK
10	VT
11	GYPK
12	RDBU
13	WHGN
14	BNGN
15	WHYE
16	YEBN
17	WHGY

CONFIGURAZIONI AGGIUNTIVE / MORE CONFIGURATIONS

Ghiera Inox AISI 304 / Inox AISI 304 Ring Nut	min. 100 pcs	X
Schermo connesso alla ghiera / Shield connect nut		H

MATERIALI

Portacontatto in ABS V0 UL94 autoestinguente, contatto tornito in ottone dorato AU03, ghiera di tenuta meccanica in Ottone Nichelato, o-ring di tenuta in Viton.

MATERIALS

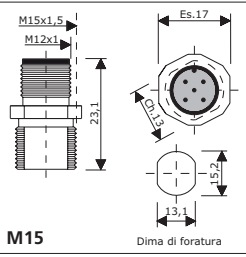
Contact plug holder: self-extinguishing ABS UL94 V0. Turned contact: gold plating AU03. Metal ring nut: nickel-plated brass. Metal ring nut: nickel-plated brass. O-ring: Viton (female).

SPECIFICHE TECNICHE

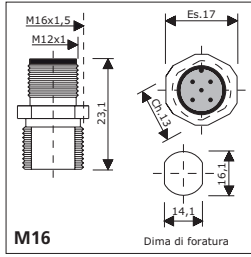
TECHNICAL SPECIFICATIONS

Normativa di riferimento	Reference standards	IEC 61076-2-101
Corrente Nominale	Nominal Currents	1.5 A
Tensione Nominale	Nominal Voltage	30 V AC-DC
Grado di protezione	Protection Class	IP67
Resistività di massa	Resistance	≤ 5mΩ
Temperatura di esercizio (connettore)	Working Temperature	-20/+80°C Fix Install

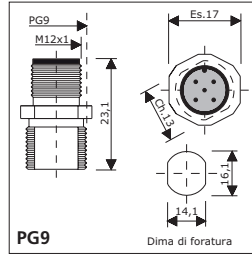
MASCHIO montaggio frontale cavi unipolari / MALE front mounting single wire



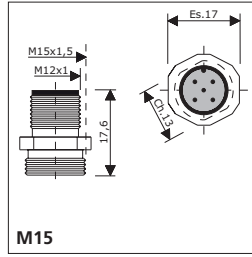
M15
Cod. AS-M12M**/101*



M16
Cod. AS-M12F**/10161*



PG9
Cod. AS-M12F**/10G91*



M15
Cod. AS-M12F**/181*

COMPOSIZIONE CODICE
CODE COMPOSITION

Cod. (vedi disegno)
Code (like drawing)

AS-M12M00/****

n. poli
nr. of pins

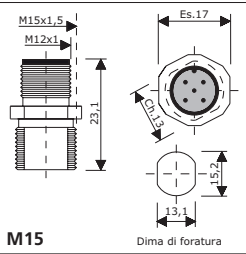
CONFIGURAZIONI AGGIUNTIVE
MORE CONFIGURATIONS

D = Connector Cod. D
B = Connector Cod. B

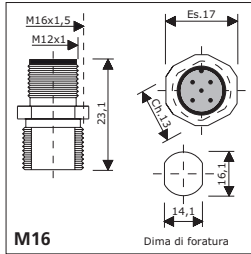
X = ghiera inox
inox ring nut

SPECIFICHE CAVI UNIPOLARI / SINGLE WIRE SPECIFICATION		
Lunghezza Std	Std Length	0,5 mt
Normativa	Reference	CEI 20-40
Guaina	Jacket	PVC
Tensione	Voltage	300/500 V
Sezione	Section	22AWG (0.34 mmq)
Ø Esterno	Ø External	1.90 +/- 0.1
Temperatura	Temperature	+5/+70°C

MASCHIO montaggio frontale con cavo / MALE front mounting with cable



M15
Cod. AS-M12M**/103*



M16
Cod. AS-M12F**/10163*

COMPOSIZIONE CODICE
CODE COMPOSITION

Cod. (vedi disegno)
Code (like drawing)

Tipologia cavo (vedi cod. in tabella)
Cable type (code like table)

AS-M12M00050/****

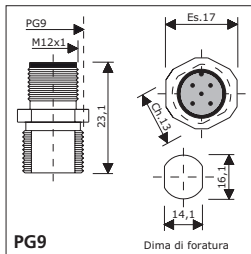
n. poli
nr. of pins

lunghezza cavo
cable length
001 = 10 cm
010 = 1 m
100 = 10 m

CONFIGURAZIONI AGGIUNTIVE
MORE CONFIGURATIONS

D = Connector Cod. D
B = Connector Cod. B

H = schermo connesso alla ghiera
shield connect nut
X = ghiera inox / inox ring nut
HX = connettore schermato
e ghiera inox
shielded connector
and inox ring nut



PG9
Cod. AS-M12F**/10G93*

COD.	C	R	RUN	CS
SPECIFICHE CAVO CABLE SPECIFICATIONS	CAVO PVC UL/CSA UL/CSA PVC CABLE	CAVO PUR UL/CSA UL/CSA PUR CABLE	CAVO PUR UL/CSA UL/CSA PUR CABLE	CAVO PVC SCHERMATO PVC SHIELDED CABLE
Sezioni Sections	3 x avg 22 (3 x 0.35) 4 x avg 24 (4 x 0.25) 5 x avg 24 (5 x 0.25)	3 x avg 22 (3 x 0.35) 4 x avg 24 (4 x 0.25) 5 x avg 24 (5 x 0.25)	4 x avg 22 (4 x 0.24) 5 x avg 23 (5 x 0.24)	3 x avg 22 ST (3 x 0.35) 4 x avg 24 ST (4 x 0.25) 5 x avg 24 ST (5 x 0.25)
Diametri Diameter	4.7 +/- 0.15 4.6 +/- 0.15 4.7 +/- 0.15	4.7 +/- 0.15 4.6 +/- 0.15 4.7 +/- 0.15	4.5 +/- 0.2 4.9 +/- 0.2	4.8 +/- 0.15 4.9 +/- 0.2 5.9 +/- 0.15
Conduttori Conductor	PVC classe 6 FLEX	PVC classe 6 FLEX	PVC classe 6 FLEX	PVC classe 6 FLEX
Guaina Esterna Outer Jacket	PVC UL/CSA STYLE 21179 Grey Ral 7035 Flame Test FT1	PUR compound Grey Ral 7035 Flame Test FT2	PUR UL/CSA Black Flame Test FT1	PVC CEI 2022 - II Oil resistant CEI20-34 Grey Ral 7035 Flame Test
Normative di riferimento Reference standards				
Temperatura di esercizio Working temperature	-15 / +80°C Static App. -15 / +80°C Dynamic App.	-15 / +80°C Static App. -15 / +80°C Dynamic App.	-40 / +80°C Static App. -40 / +80°C Dynamic App.	-15 / +80°C Static App. -15 / +80°C Dynamic App.
Raggio di curvatura Bending radius	10 x Ø esterno	10 x Ø esterno	10 x Ø esterno	10 x Ø esterno
Schermatura Shield	---	---	---	A treccia - Copertura ≥ 85% Braided coverage ≥ 85%
Velocità di traslazione Traslation's speed	90 mt / min	150 mt / min	200 mt / min	---
Accelerazione Acceleration	---	40 mt / secq	---	---

NOTA: Il prodotto è completo di dado e o-ring per fissaggio al pannello.
NOTE: The product is sold with o-ring and fixing nut.

CONFIGURAZIONI AGGIUNTIVE / MORE CONFIGURATIONS

- Ghiera Inox AISI 304 / Inox AISI 304 Ring Nut min. 1000 pcs **X**
- Schermo connesso alla ghiera / Shield connect nut **H**

Solo per 4 POLI / Only for 4 PINS
Connettore cod. D / Connector D code **D**

Solo per 5 POLI / Only for 5 PINS
Connettore cod. B / Connector B code **B**

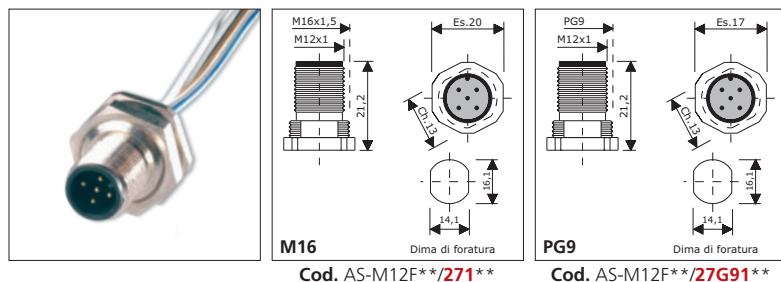
MATERIALI
Portacontatto in ABS V0 UL94 autoestinguente, contatto tornito in ottone dorato AU03, ghiera di tenuta meccanica in Ottone Nichelato.

MATERIALS
Contact plug in self-extinguishing ABS UL94, turned contact with gold plating AU03, metal ring nut in nickel-plated brass.

TABELLA COLORI	TABELLA COLORI	TABELLA COLORI
COLOURS TABLE	COLOURS TABLE	COLOURS TABLE
1 BN	1 BN	1 BN
3 BU	2 WH	2 WH
4 BK	3 BU	3 BU
	4 BK	4 BK
		5 GY

SPECIFICHE TECNICHE	TECHNICAL SPECIFICATIONS
Normativa di riferimento	Reference standards IEC 61076-2-101
Corrente Nominale	Nominal Currents 4 A
Tensione Nominale 3-4 POLI	Nominal Voltage 3-4 PINS 250 V AC-DC
Tensione Nominale 5 POLI	Nominal Voltage 5 PINS 60 V AC-DC
Grado di protezione	Protection Class IP67
Resistività di massa	Resistance ≤ 5mΩ
Temperatura di esercizio (connettore)	Working Temperature -20/+80°C Fix Install

MASCHIO montaggio posteriore cavi unipolari / MALE rear mounting single wire



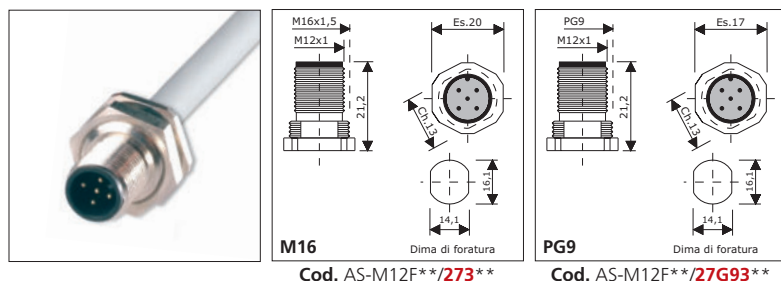
Cod. AS-M12F**/271**

Cod. AS-M12F**/27G91**

COMPOSIZIONE CODICE CODE COMPOSITION	CONFIGURAZIONI AGGIUNTIVE MORE CONFIGURATIONS
AS-M12M00/271	D = Connector Cod. D B = Connector Cod. B
n. poli nr. of pins	X = ghiera inox inox ring nut

SPECIFICHE CAVI UNIPOLARI / SINGLE WIRE SPECIFICATION		
Lunghezza Std	Std Length	0,5 mt
Normativa	Reference	CEI 20-40
Guaina	Jacket	PVC
Tensione	Voltage	300/500 V
Sezione	Section	22AWG (0.34 mm ²)
Ø Esterno	Ø External	1.90 +/- 0.1
Temperatura	Temperature	+5/+70°C

MASCHIO montaggio posteriore con cavo / MALE rear mounting with cable



Cod. AS-M12F**/273**

Cod. AS-M12F**/27G93**

COMPOSIZIONE CODICE CODE COMPOSITION	CONFIGURAZIONI AGGIUNTIVE MORE CONFIGURATIONS
Tipologia cavo (vedi cod. in tabella) Cable type (code like table)	D = Connector Cod. D B = Connector Cod. B
AS-M12M00050*/273	H = schermo connesso alla ghiera shield connect nut
n. poli nr. of pins	X = ghiera inox / inox ring nut
lunghezza cavo cable length	HX = connettore schermato e ghiera inox shielded connector and inox ring nut
001 = 10 cm	
010 = 1 m	
100 = 10 m	

COD.	C	R	RUN	CS
SPECIFICHE CAVO CABLE SPECIFICATIONS	CAVO PVC UL/CSA UL/CSA PVC CABLE	CAVO PUR UL/CSA UL/CSA PUR CABLE	CAVO PUR UL/CSA UL/CSA PUR CABLE	CAVO PVC SCHERMATO PVC SHIELDED CABLE
Sezioni Sections	3 x avg 22 (3 x 0.35) 4 x avg 24 (4 x 0.25) 5 x avg 24 (5 x 0.25)	3 x avg 22 (3 x 0.35) 4 x avg 24 (4 x 0.25) 5 x avg 24 (5 x 0.25)	4 x avg 22 (4 x 0.24) 5 x avg 23 (5 x 0.24)	3 x avg 22 ST (3 x 0.35) 4 x avg 24 ST (4 x 0.25) 5 x avg 24 ST (5 x 0.25)
Diometri Diameter	4.7 +/- 0.15 4.6 +/- 0.15 4.7 +/- 0.15	4.7 +/- 0.15 4.6 +/- 0.15 4.7 +/- 0.15	4.5 +/- 0.2 4.9 +/- 0.2	4.8 +/- 0.15 4.9 +/- 0.2 5.9 +/- 0.15
Conduttori Conductor	PVC classe 6 FLEX	PVC classe 6 FLEX	PVC classe 6 FLEX	PVC classe 6 FLEX
Guaina Esterna Outer Jacket	PVC UL/CSA STYLE 21179 Grey Ral 7035 Flame Test FT1	PUR compound Grey Ral 7035 Flame Test FT2	PUR UL/CSA Black Flame Test FT1	PVC CEI 2022 - II Oil resistant CEI20-34 Grey Ral 7035 Flame Test
Normative di riferimento Reference standards	RU	RU	RU	RU
Temperatura di esercizio Working temperature	-15 / +80°C Static App. -15 / +80°C Dynamic App.	-15 / +80°C Static App. -15 / +80°C Dynamic App.	-40 / +80°C Static App. -40 / +80°C Dynamic App.	-15 / +80°C Static App. -15 / +80°C Dynamic App.
Raggio di curvatura Bending radius	10 x Ø esterno	10 x Ø esterno	10 x Ø esterno	10 x Ø esterno
Schermatura Shield	---	---	---	A treccia - Copertura ≥ 85% Braided coverage ≥ 85%
Velocità di traslazione Traslation's speed	90 mt / min	150 mt / min	200 mt / min	---
Accelerazione Acceleration	---	40 mt / secq	---	---

NOTA: Il prodotto è completo di dado e o-ring per fissaggio al pannello.
NOTE: The product is sold with o-ring and fixing nut.

CONFIGURAZIONI AGGIUNTIVE / MORE CONFIGURATIONS

Ghiera Inox AISI 304 / Innox AISI 304 Ring Nut	min. 100 pcs	X
Schermo connesso alla ghiera / Shield connect nut		H
Solo per 4 POLI / Only for 4 PINS Connettore cod. D / Connector D code		D
Solo per 5 POLI / Only for 5 PINS Connettore cod. B / Connector B code		B

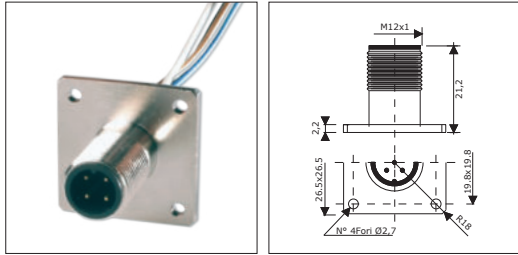
MATERIALI
Portacontatto in ABS V0 UL94 autoestinguente, contatto tornito in ottone dorato AU03, ghiera di tenuta meccanica in Ottone Nichelato.

MATERIALS
Contact plug in self-extinguishing ABS UL94, turned contact with gold plating AU03, metal ring nut in nickel-plated brass.

TABELLA COLORI COLOURS TABLE	TABELLA COLORI COLOURS TABLE	TABELLA COLORI COLOURS TABLE
1 BN	1 BN	1 BN
3 BU	2 WH	2 WH
4 BK	3 BU	3 BU
	4 BK	4 BK
		5 GY

SPECIFICHE TECNICHE	TECHNICAL SPECIFICATIONS
Normativa di riferimento	Reference standards
Corrente Nominale	Nominal Currents
Tensione Nominale 3-4 POLI	Nominal Voltage 3-4 PINS
Tensione Nominale 5 POLI	Nominal Voltage 5 PINS
Grado di protezione	Protection Class
Resistività di massa	Resistance
Temperatura di esercizio (connettore)	Working Temperature

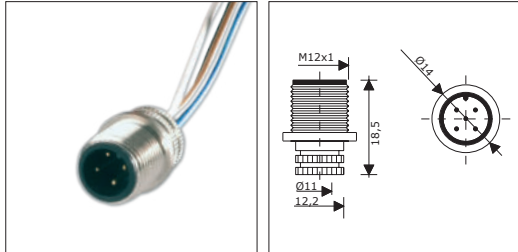
MASCHIO montaggio frontale con flangia quadra - cavi unipolari / MALE front mounting with square - single wire



Cod. AS-M12M**/231**

COMPOSIZIONE CODICE CODE COMPOSITION	CONFIGURAZIONI AGGIUNTIVE MORE CONFIGURATIONS
AS-M12M00/231	D = Connector Cod. D B = Connector Cod. B
n. poli nr. of pins	* * X = ghiera inox inox ring nut

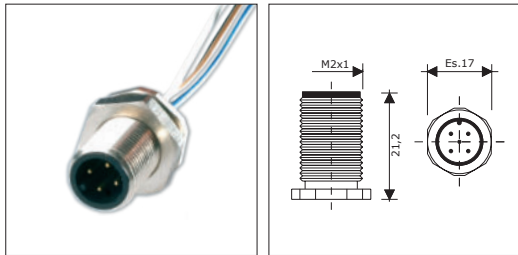
MASCHIO montaggio frontale a pressione - cavi unipolari / MALE front mounting push - single wire



Cod. AS-M12M**/311**

COMPOSIZIONE CODICE CODE COMPOSITION	CONFIGURAZIONI AGGIUNTIVE MORE CONFIGURATIONS
AS-M12M00/311	D = Connector Cod. D B = Connector Cod. B
n. poli nr. of pins	* * X = ghiera inox inox ring nut

MASCHIO montaggio posteriore cavi unipolari / MALE rear mounting single wire



Cod. AS-M12M**/421**

COMPOSIZIONE CODICE CODE COMPOSITION	CONFIGURAZIONI AGGIUNTIVE MORE CONFIGURATIONS
AS-M12M00/421	D = Connector Cod. D B = Connector Cod. B
n. poli nr. of pins	* * X = ghiera inox inox ring nut



TABELLA COLORI
COLOURS TABLE

1	BN
3	BU
4	BK



TABELLA COLORI
COLOURS TABLE

1	BN
2	WH
3	BU
4	BK



TABELLA COLORI
COLOURS TABLE

1	BN
2	WH
3	BU
4	BK
5	GY

CONFIGURAZIONI AGGIUNTIVE / MORE CONFIGURATIONS

Ghiera Inox AISI 304 / Inox AISI 304 Ring Nut min. 100 pcs **X**

Schermo connesso alla ghiera / Shield connect nut **H**

Solo per 4 POLI / Only for 4 PINS
Connettore cod. D / Connector D code



D

Solo per 5 POLI / Only for 5 PINS
Connettore cod. B / Connector B code



B

MATERIALI

Portacontatto in ABS V0 UL94 autoestinguente, contatto tornito in ottone dorato AU03, ghiera di tenuta meccanica in Ottone Nichelato.

MATERIALS

Contact plug in self-extinguishing ABS UL94, turned contact with gold plating AU03, metal ring nut in nickel-plated brass.

SPECIFICHE CAVI UNIPOLARI / SINGLE WIRE SPECIFICATION

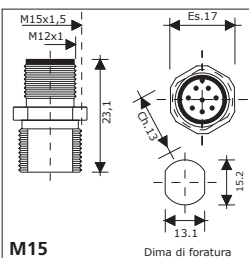
Lunghezza Std	Std Length	0,5 mt
Normativa	Reference	CEI 20-40
Guaina	Jacket	PVC
Tensione	Voltage	300/500 V
Sezione	Section	22AWG (0.34 mmq)
Ø Esterno	Ø External	1.90 +/- 0.1
Temperatura	Temperature	+5/+70°C

SPECIFICHE TECNICHE

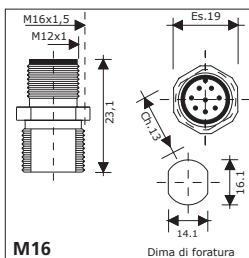
TECHNICAL SPECIFICATIONS

Normativa di riferimento	Reference standards	IEC 61076-2-101
Corrente Nominale	Nominal Currents	4 A
Tensione Nominale 3-4 POLI	Nominal Voltage 3-4 PINS	250 V AC-DC
Tensione Nominale 5 POLI	Nominal Voltage 5 PINS	60 V AC-DC
Grado di protezione	Protection Class	IP67
Resistività di massa	Resistance	≤ 5mΩ
Temperatura di esercizio (connettore)	Working Temperature	-20/+80°C Fix Install

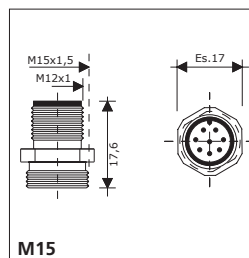
MASCHIO montaggio frontale cavi unipolari / MALE front mounting single wire



M15
Cod. AS-M12M**/101*



M16
Cod. AS-M12M**/10161*



M15
Cod. AS-M12M**/181*

COMPOSIZIONE CODICE
CODE COMPOSITION

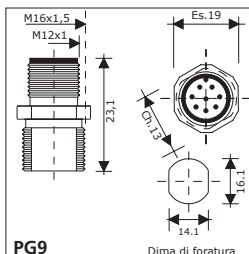
Cod. (vedi disegno)
Code (like drawing)

AS-M12M00****

n. poli
nr. of pins

CONFIGURAZIONI AGGIUNTIVE
MORE CONFIGURATIONS

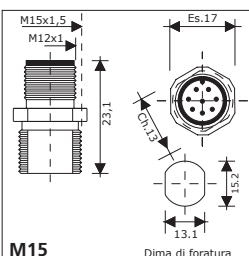
X = ghiera inox
inox ring nut



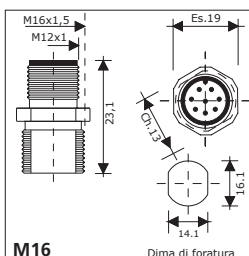
PG9
Cod. AS-M12M**/10G91*

SPECIFICHE CAVI UNIPOLARI / SINGLE WIRE SPECIFICATION		
Lunghezza Std	Std Length	0,5 mt
Normativa	Reference	CEI 20-40
Guaina	Jacket	PVC
Tensione	Voltage	300/500 V
Sezione	Section	24AWG (0.25 mmq)
Ø Esterno	Ø External	1.50 +/- 0.1
Temperatura	Temperature	+5/+70°C

MASCHIO montaggio frontale con cavo / MALE front mounting with cable



M15
Cod. AS-M12M*****/103**



M16
Cod. AS-M12M*****/10163**

COMPOSIZIONE CODICE
CODE COMPOSITION

Cod. (vedi disegno)
Code (like drawing)

Tipologia cavo (vedi cod. in tabella)
Cable type (code like table)

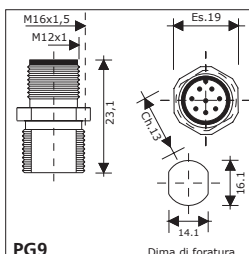
AS-M12M00050****

n. poli
nr. of pins

lunghezza cavo
cable length
001 = 10 cm
010 = 1 m
100 = 10 m

CONFIGURAZIONI AGGIUNTIVE
MORE CONFIGURATIONS

H = schermo connesso alla ghiera
shield connect nut
X = ghiera inox / inox ring nut
HX = connettore schermato
e ghiera inox
shielded connector
and inox ring nut



PG9
Cod. AS-M12M*****/10G93**

COD.	C		CS
	CAVO PVC PVC CABLE		CAVO PVC SCHERMATO PVC SHIELDED CABLE
SPECIFICHE CAVO CABLE SPECIFICATIONS			
Sezioni Sections	6 x avg 24 (6 x 0.25) 8 x avg 24 (8 x 0.25)		6 x avg 24 ST (6 x 0.25) 8 x avg 24 ST (8 x 0.25)
Diametri Diameter	5.9 +/- 0.15		6.8 +/- 0.2
Conduttori Conductor	PVC classe 6 FLEX 32 x 0.10		PVC classe 6 FLEX 32 x 0.10
Guaina Esterna Outer Jacket	PVC CEI 2022 - II Oil resistant UL 1581 Grey Ral 7035 Flam Retardant FT1		PVC CEI 2022 - II Oil resistant UL 1581 Grey Ral 7035 Flam Retardant FT1
Normative di riferimento Reference standards	RU		RU
Temperatura di esercizio Working temperature	-15 / +70°C Static App. +5 / +70°C Mobile App.		-15 / +80°C Static App.
Raggio di curvatura Bending radius	10 x Ø esterno		12 x Ø esterno
Schermatura Shield	---		A treccia - Copertura ≥ 80% Braided coverage ≥ 80%
Velocità di traslazione Traslation's speed	90 mt / min		---
Accelerazione Acceleration	4 mt / secq		---

NOTA: Il prodotto è completo di dado e o-ring per fissaggio al pannello.

NOTE: The product is sold with o-ring and fixing nut.

CONFIGURAZIONI AGGIUNTIVE / MORE CONFIGURATIONS

Ghiera Inox AISI 304 / Inox AISI 304 Ring Nut min. 100 pcs **X**

Schermo connesso alla ghiera / Shield connect nut **H**

MATERIALI

Portacontatto in ABS V0 UL94 autoestinguente, contatto tornito in ottone dorato AU03, ghiera di tenuta meccanica in Ottone Nichelato.

MATERIALS

Contact plug holder: self-extinguishing ABS UL94 V0. Turned contact: gold plating AU03. Metal ring nut: nickel-plated brass. Metal ring nut: nickel-plated brass. O-ring: Viton (female).



TABELLA COLORI COLOURS TABLE

1	WH
2	BN
3	GN
4	YE
6	GY
7	PK



TABELLA COLORI COLOURS TABLE

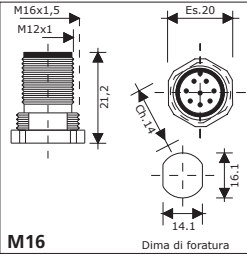
1	WH
2	BN
3	GN
4	YE
5	GY
6	PK
7	BU
8	RD

SPECIFICHE TECNICHE

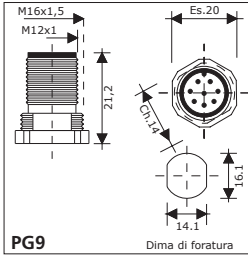
TECHNICAL SPECIFICATIONS

Normativa di riferimento	Reference standards	IEC 61076-2-101
Corrente Nominale	Nominal Currents	2 A
Tensione Nominale	Nominal Voltage	30 V AC-DC
Grado di protezione	Protection Class	IP67
Resistività di massa	Resistance	≤ 5mΩ
Temperatura di esercizio (connettore)	Working Temperature	-20/+80°C Fix Install

MASCHIO montaggio posteriore cavi unipolari / MALE rear mounting single wire



M16
Cod. AS-M12M**/271*

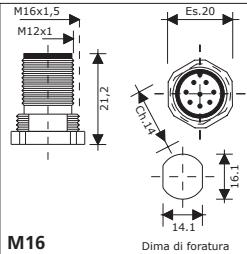


PG9
Cod. AS-M12M**/27G91*

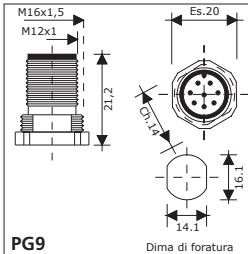
COMPOSIZIONE CODICE CODE COMPOSITION	CONFIGURAZIONI AGGIUNTIVE MORE CONFIGURATIONS
AS-M12M00/271	*
n. poli nr. of pins	X = ghiera inox inox ring nut

SPECIFICHE CAVI UNIPOLARI / SINGLE WIRE SPECIFICATION		
Lunghezza Std	Std Length	0,5 mt
Normativa	Reference	CEI 20-40
Guaina	Jacket	PVC
Tensione	Voltage	300/500 V
Sezione	Section	24AWG (0.25 mmq)
Ø Esterno	Ø External	1.50 +/- 0.1
Temperatura	Temperature	+5/+70°C

MASCHIO montaggio posteriore con cavo / MALE rear mounting with cable



M16
Cod. AS-M12M*****/273**



PG9
Cod. AS-M12M*****/27G93**

COMPOSIZIONE CODICE CODE COMPOSITION	CONFIGURAZIONI AGGIUNTIVE MORE CONFIGURATIONS
AS-M12M00050*/273	**
Tipologia cavo (vedi cod. in tabella) Cable type (code like table)	H = schermo connesso alla ghiera shield connect nut
n. poli nr. of pins	X = ghiera inox / inox ring nut
lunghezza cavo cable length	HX = connettore schermato e ghiera inox shielded connector and inox ring nut
001 = 10 cm	
010 = 1 m	
100 = 10 m	

COD.	C		CS
	CAVO PVC PVC CABLE		CAVO PVC SCHERMATO PVC SHIELDED CABLE
SPECIFICHE CAVO CABLE SPECIFICATIONS			
Sezioni Sections	6 x avg 24 (6 x 0.25) 8 x avg 24 (8 x 0.25)		6 x avg 24 ST (6 x 0.25) 8 x avg 24 ST (8 x 0.25)
Diametri Diameter	5.9 +/- 0.15		6.8 +/- 0.2
Conduttori Conductor	PVC classe 6 FLEX 32 x 0.10		PVC classe 6 FLEX 32 x 0.10
Guaina Esterna Outer Jacket	PVC CEI 2022 - II Oil resistant UL 1581 Grey Ral 7035 Flam Retardant FT1		PVC CEI 2022 - II Oil resistant UL 1581 Grey Ral 7035 Flam Retardant FT1
Normative di riferimento Reference standards			
Temperatura di esercizio Working temperature	-15 / +70°C Static App. +5 / +70°C Mobile App.		-15 / +70°C Static App.
Raggio di curvatura Bending radius	10 x Ø esterno		12 x Ø esterno
Schermatura Shield	---		A treccia - Copertura ≥ 80% Braided coverage ≥ 80%
Velocità di traslazione Traslation's speed	90 mt / min		---
Accelerazione Acceleration	4 mt / secq		---

NOTA: Il prodotto è completo di dado e o-ring per fissaggio al pannello.

NOTE: The product is sold with o-ring and fixing nut.

CONFIGURAZIONI AGGIUNTIVE / MORE CONFIGURATIONS

Ghiera Inox AISI 304 / Inox AISI 304 Ring Nut	min. 100 pcs	X
Schermo connesso alla ghiera / Shield connect nut		H

MATERIALI

Portacontatto in ABS V0 UL94 autoestinguente, contatto tornito in ottone dorato AU03, ghiera di tenuta meccanica in Ottone Nichelato.

MATERIALS

Contact plug holder: self-extinguishing ABS UL94 V0. Turned contact: gold plating AU03. Metal ring nut: nickel-plated brass. Metal ring nut: nickel-plated brass. O-ring: Viton (female).



TABELLA COLORI COLOURS TABLE

1	WH
2	BN
3	GN
4	YE
6	GY
7	PK



TABELLA COLORI COLOURS TABLE

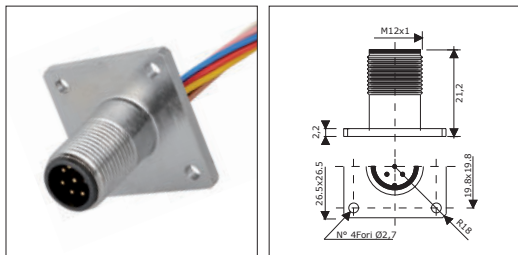
1	WH
2	BN
3	GN
4	YE
5	GY
6	PK
7	BU
8	RD

SPECIFICHE TECNICHE

TECHNICAL SPECIFICATIONS

Normativa di riferimento	Reference standards	IEC 61076-2-101
Corrente Nominale	Nominal Currents	2 A
Tensione Nominale	Nominal Voltage	30 V AC-DC
Grado di protezione	Protection Class	IP67
Resistività di massa	Resistance	≤ 5mΩ
Temperatura di esercizio (connettore)	Working Temperature	-20/+80°C Fix Install

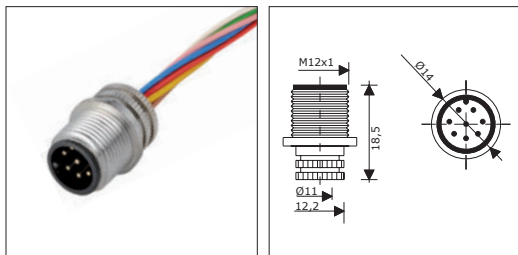
MASCHIO montaggio frontale con flangia quadra - cavi unipolari / MALE front mounting with square - single wire



Cod. AS-M12M**/231*

COMPOSIZIONE CODICE CODE COMPOSITION	CONFIGURAZIONI AGGIUNTIVE MORE CONFIGURATIONS
AS-M12M00/231 n. poli nr. of pins	* X = ghiera inox inox ring nut

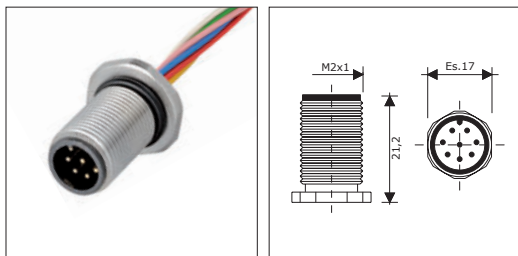
MASCHIO montaggio frontale a pressione - cavi unipolari / MALE front mounting push - single wire



Cod. AS-M12M**/311*

COMPOSIZIONE CODICE CODE COMPOSITION	CONFIGURAZIONI AGGIUNTIVE MORE CONFIGURATIONS
AS-M12M00/311 n. poli nr. of pins	* X = ghiera inox inox ring nut

MASCHIO montaggio posteriore cavi unipolari / MALE rear mounting single wire



Cod. AS-M12M**/421*

COMPOSIZIONE CODICE CODE COMPOSITION	CONFIGURAZIONI AGGIUNTIVE MORE CONFIGURATIONS
AS-M12M00/421 n. poli nr. of pins	* X = ghiera inox inox ring nut



TABELLA COLORI
COLOURS TABLE

1	WH
2	BN
3	GN
4	YE
6	GY
7	PK



TABELLA COLORI
COLOURS TABLE

1	WH
2	BN
3	GN
4	YE
5	GY
6	PK
7	BU
8	RD

CONFIGURAZIONI AGGIUNTIVE / MORE CONFIGURATIONS

Ghiera Inox AISI 304 / Inox AISI 304 Ring Nut min. 100 pcs X

MATERIALI

Portacontatto in ABS V0 UL94 autoestinguente, contatto tornito in ottone dorato AU03, ghiera di tenuta meccanica in Ottone Nichelato.

MATERIALS

Contact plug holder: self-extinguishing ABS UL94 V0. Turned contact: gold plating AU03. Metal ring nut: nickel-plated brass. Metal ring nut: nickel-plated brass. O-ring: Viton (female).

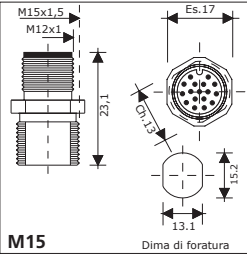
SPECIFICHE CAVI UNIPOLARI / SINGLE WIRE SPECIFICATION

Lunghezza Std	Std Length	0,5 mt
Normativa	Reference	CEI 20-40
Guaina	Jacket	PVC
Tensione	Voltage	300/500 V
Sezione	Section	24AWG (0.25 mmq)
Ø Esterno	Ø External	1.50 +/- 0.1
Temperatura	Temperature	+5/+70°C

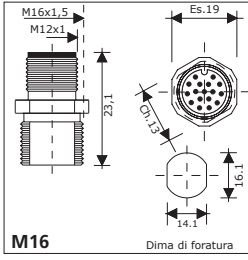
SPECIFICHE TECNICHE / TECHNICAL SPECIFICATIONS

Normativa di riferimento	Reference standards	IEC 61076-2-101
Corrente Nominale	Nominal Currents	2 A
Tensione Nominale	Nominal Voltage	30 V AC-DC
Grado di protezione	Protection Class	IP67
Resistività di massa	Resistance	≤ 5mΩ
Temperatura di esercizio (connettore)	Working Temperature	-20/+80°C Fix Install

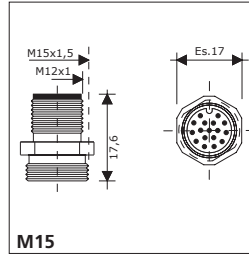
MASCHIO montaggio frontale cavi unipolari / MALE front mounting single wire



M15
Cod. AS-M12M**/101*



M16
Cod. AS-M12M**/10169*



M15
Cod. AS-M12M**/181*

COMPOSIZIONE CODICE
CODE COMPOSITION

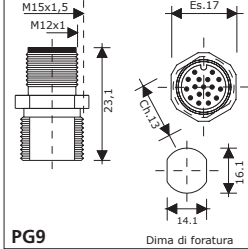
Cod. (vedi disegno)
Code (like drawing)

AS-M12M00/***

n. poli
nr. of pins

CONFIGURAZIONI AGGIUNTIVE
MORE CONFIGURATIONS

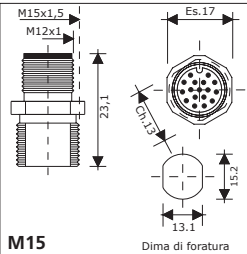
X = ghiera inox
inox ring nut



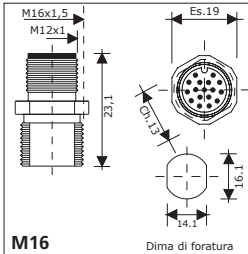
PG9
Cod. AS-M12M**/10G91*

SPECIFICHE CAVI UNIPOLARI/SINGLE WIRE SPECIFICATION		
Lunghezza Std	Std Length	0,5 mt
Normativa	Reference	CEI 20-40
Guaina	Jacket	PVC
Tensione	Voltage	300/500 V
Sezione	Section	26AWG (0.14 mmq)
Ø Esterno	Ø External	1.10 +/- 0.1
Temperatura	Temperature	+5/+70°C

MASCHIO montaggio frontale con cavo / MALE front mounting with cable



M15
Cod. AS-M12M*****/103**



M16
Cod. AS-M12M*****/10163**

COMPOSIZIONE CODICE
CODE COMPOSITION

Cod. (vedi disegno)
Code (like drawing)

Tipologia cavo (vedi cod. in tabella)
Cable type (code like table)

AS-M12M00050/***

n. poli
nr. of pins

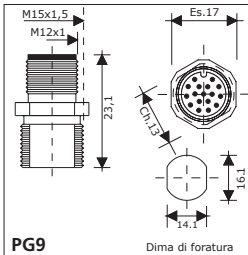
lunghezza cavo
cable length
001 = 10 cm
010 = 1 m
100 = 10 m

CONFIGURAZIONI AGGIUNTIVE
MORE CONFIGURATIONS

H = schermo connesso alla ghiera
shield connect nut

X = ghiera inox / inox ring nut

HX = connettore schermato
e ghiera inox
shielded connector
and inox ring nut



PG9
Cod. AS-M12M*****/10G93**

COD.	C	R	CS	RS
	CAVO PVC PVC CABLE	CAVO PUR PUR CABLE	CAVO PVC SCHERMATO PVC SHIELDED CABLE	CAVO PUR SCHERMATO PUR SHIELDED CABLE
Sezioni Sections	12 x avg 24 (12 x 0.25) 17 x avg 26 (12 x 0.14)	12 x avg 24 (12 x 0.25) 17 x avg 26 (12 x 0.14)	12 x avg 24 ST (12 x 0.25) 17 x avg 26 ST (12 x 0.14)	12 x avg 24 ST (12 x 0.25) 17 x avg 26 ST (12 x 0.14)
Diametri Diameter	6.5 +/- 0.2 7.3 +/- 0.2	7.1 +/- 0.2 7.1 +/- 0.2	6.9 +/- 0.2 7.9 +/- 0.2	7.6 +/- 0.2 7.6 +/- 0.2
Conduttori Conductor	TPO Classe 5 FLEX	TPO Classe 6 FLEX	TPO Classe 5 FLEX	TPO Classe 6 FLEX
Guaina Esterna Outer Jacket	PVC UL/CSA STYLE 21179 Grey DESINA Flam Retardant FT1	PUR UL/CSA STYLE 21576 Grey DESINA Flam Retardant FT2	PVC UL/CSA STYLE 21179 Grey DESINA Flam Retardant FT1	PUR UL/CSA STYLE 21576 Grey DESINA Flam Retardant FT2
Normative di riferimento Reference standards	RU	RU	RU	RU
Temperatura di esercizio Working temperature	-30 / +80°C Static App. -5 / +80°C Mobile App.	-40 / +80°C Static App. -30 / +80°C Mobile App.	-30 / +80°C Static App. -5 / +80°C Mobile App.	-40 / +80°C Static App. -30 / +80°C Mobile App.
Raggio di curvatura Bending radius	6 x Ø esterno Static App. 15 x Ø esterno Dynamic App.	5 x Ø esterno Static App. 5 x Ø esterno Dynamic App.	6 x Ø esterno Static App. 15 x Ø esterno Dynamic App.	5 x Ø esterno Static App. 7.5 x Ø esterno Dynamic App.
Schermatura Shield	---	---	A treccia - Copertura ≥ 85% Braided coverage ≥ 85%	A treccia - Copertura ≥ 85% Braided coverage ≥ 85%
Velocità di traslazione Traslation's speed	---	300 mt / min	---	300 mt / min
Accelerazione Acceleration	---	40 mt / seq	---	40 mt / seq

TABELLA COLORI COLOURS TABLE		TABELLA COLORI COLOURS TABLE	
1	WH	1	WH
2	BN	2	BN
3	GN	3	GN
4	YE	4	YE
5	GY	5	GY
6	PK	6	PK
7	BU	7	BU
8	RD	8	RD
9	BK	9	BK
10	VT	10	VT
11	GYPK	11	GYPK
12	RDBU	12	RDBU
13	WHGN	13	WHGN
14	BNGN	14	BNGN
15	WHYE	15	WHYE
16	YEBN	16	YEBN
17	WHGY	17	WHGY

NOTA: Il prodotto è completo di dado e o-ring per fissaggio al pannello.

NOTE: The product is sold with o-ring and fixing nut.

CONFIGURAZIONI AGGIUNTIVE / MORE CONFIGURATIONS

Ghiera Inox AISI 304 / Inox AISI 304 Ring Nut	min. 100 pcs	X
Schermo connesso alla ghiera / Shield connect nut		H

MATERIALI

Portacontatto in ABS V0 UL94 autoestinguente, contatto tornito in ottone dorato AU03, ghiera di tenuta meccanica in Ottone Nichelato.

MATERIALS

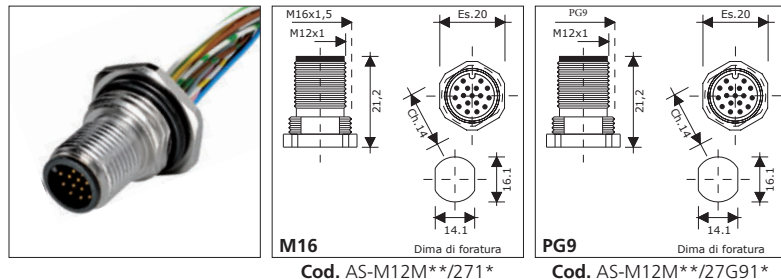
Contact plug holder: self-extinguishing ABS UL94 V0. Turned contact: gold plating AU03. Metal ring nut: nickel-plated brass. Metal ring nut: nickel-plated brass. O-ring: Viton (female).

SPECIFICHE TECNICHE

TECHNICAL SPECIFICATIONS

Normativa di riferimento	Reference standards	IEC 61076-2-101
Corrente Nominale	Nominal Currents	1.5 A
Tensione Nominale	Nominal Voltage	30 V AC-DC
Grado di protezione	Protection Class	IP67
Resistività di massa	Resistance	≤ 5mΩ
Temperatura di esercizio (connettore)	Working Temperature	-20/+80°C Fix Install

MASCHIO montaggio posteriore cavi unipolari / MALE rear mounting single wire



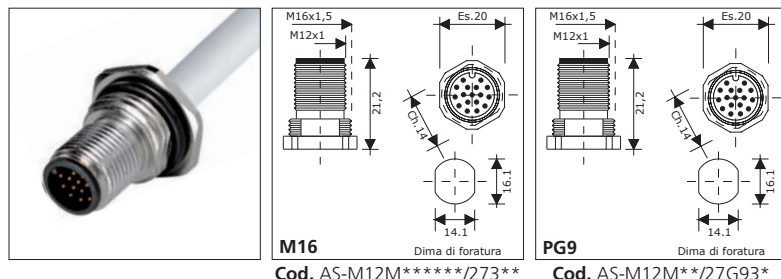
M16
Cod. AS-M12M**/271*

PG9
Cod. AS-M12M**/27G91*

COMPOSIZIONE CODICE CODE COMPOSITION	CONFIGURAZIONI AGGIUNTIVE MORE CONFIGURATIONS
AS-M12M00/271*	X = ghiera inox inox ring nut
n. poli nr. of pins	

SPECIFICHE CAVI UNIPOLARI / SINGLE WIRE SPECIFICATION		
Lunghezza Std	Std Length	0,5 mt
Normativa	Reference	CEI 20-40
Guaina	Jacket	PVC
Tensione	Voltage	300/500 V
Sezione	Section	26AWG (0.14 mmq)
Ø Esterno	Ø External	1.10 +/- 0.1
Temperatura	Temperature	+5/+70°C

MASCHIO montaggio posteriore con cavo / MALE rear mounting with cable



M16
Cod. AS-M12M*****/273**

PG9
Cod. AS-M12M**/27G93*

COMPOSIZIONE CODICE CODE COMPOSITION	CONFIGURAZIONI AGGIUNTIVE MORE CONFIGURATIONS
AS-M12M00050*/273**	H = schermo connesso alla ghiera shield connect nut X = ghiera inox / inox ring nut HX = connettore schermato e ghiera inox shielded connector and inox ring nut
Tipologia cavo (vedi cod. in tabella) Cable type (code like table)	
n. poli nr. of pins	
lunghezza cavo cable length	
001 = 10 cm	
010 = 1 m	
100 = 10 m	

COD.	C	R	CS	RS
SPECIFICHE CAVO CABLE SPECIFICATIONS	CAVO PVC PVC CABLE	CAVO PUR PUR CABLE	CAVO PVC SCHERMATO PVC SHIELDED CABLE	CAVO PUR SCHERMATO PUR SHIELDED CABLE
Sezioni Sections	12 x avg 24 (12 x 0.25) 17 x avg 26 (12 x 0.14)	12 x avg 24 (12 x 0.25) 17 x avg 26 (12 x 0.14)	12 x avg 24 ST (12 x 0.25) 17 x avg 26 ST (12 x 0.14)	12 x avg 24 ST (12 x 0.25) 17 x avg 26 ST (12 x 0.14)
Diametri Diameter	6.5 +/- 0.2 7.3 +/- 0.2	7.1 +/- 0.2 7.1 +/- 0.2	6.9 +/- 0.2 7.9 +/- 0.2	7.6 +/- 0.2 7.6 +/- 0.2
Conduttori Conductor	TPO Classe 5 FLEX	TPO Classe 6 FLEX	TPO Classe 5 FLEX	TPO Classe 6 FLEX
Guaina Esterna Outer Jacket	PVC UL/CSA STYLE 21179 Grey DESINA Flam Retardant FT1	PUR UL/CSA STYLE 21576 Grey DESINA Flam Retardant FT2	PVC UL/CSA STYLE 21179 Grey DESINA Flam Retardant FT1	PUR UL/CSA STYLE 21576 Grey DESINA Flam Retardant FT2
Normative di riferimento Reference standards	RU	RU	RU	RU
Temperatura di esercizio Working temperature	-30 / +80°C Static App. -5 / +80°C Mobile App.	-40 / +80°C Static App. -30 / +80°C Mobile App.	-30 / +80°C Static App. -5 / +80°C Mobile App.	-40 / +80°C Static App. -30 / +80°C Mobile App.
Raggio di curvatura Bending radius	6 x Ø esterno Static App. 15 x Ø esterno Dynamic App.	5 x Ø esterno Static App. 5 x Ø esterno Dynamic App.	6 x Ø esterno Static App. 15 x Ø esterno Dynamic App.	5 x Ø esterno Static App. 7.5 x Ø esterno Dynamic App.
Schermatura Shield	---	---	A treccia - Copertura ≥ 85% Braided coverage ≥ 85%	A treccia - Copertura ≥ 85% Braided coverage ≥ 85%
Velocità di traslazione Traslation's speed	---	300 mt / min	---	300 mt / min
Accelerazione Acceleration	---	40 mt / secq	---	40 mt / secq

TABELLA COLORI COLOURS TABLE	TABELLA COLORI COLOURS TABLE
1 WH	1 WHGN
2 BN	2 BNGN
3 GN	3 WHYE
4 YE	4 YEBN
5 GY	5 WHGY
6 PK	
7 BU	
8 RD	
9 BK	
10 VT	
11 GYPK	
12 RDBU	

NOTA: Il prodotto è completo di dado e o-ring per fissaggio al pannello.

NOTE: The product is sold with o-ring and fixing nut.

CONFIGURAZIONI AGGIUNTIVE / MORE CONFIGURATIONS

Ghiera Inox AISI 304 / Inox AISI 304 Ring Nut	min. 100 pcs	X
Schermo connesso alla ghiera / Shield connect nut		H

MATERIALI

Portacontatto in ABS V0 UL94 autoestinguente, contatto tornito in ottone dorato AU03, ghiera di tenuta meccanica in Ottone Nichelato.

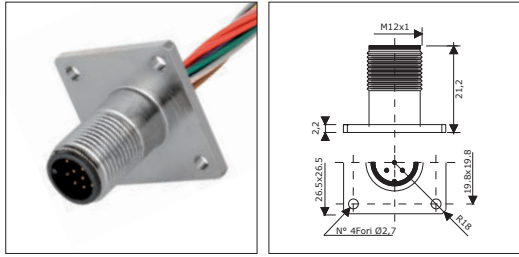
MATERIALS

Contact plug holder: self-extinguishing ABS UL94 V0. Turned contact: gold plating AU03. Metal ring nut: nickel-plated brass. Metal ring nut: nickel-plated brass. O-ring: Viton (female).

SPECIFICHE TECNICHE / TECHNICAL SPECIFICATIONS

Normativa di riferimento	Reference standards	IEC 61076-2-101
Corrente Nominale	Nominal Currents	1.5 A
Tensione Nominale	Nominal Voltage	30 V AC-DC
Grado di protezione	Protection Class	IP67
Resistività di massa	Resistance	≤ 5mΩ
Temperatura di esercizio (connettore)	Working Temperature	-20/+80°C Fix Install


MASCHIO montaggio frontale con flangia quadra - cavi unipolari / MALE front mounting with square - single wire



Cod. AS-M12M**/231*

COMPOSIZIONE CODICE CODE COMPOSITION	CONFIGURAZIONI AGGIUNTIVE MORE CONFIGURATIONS
AS-M12M00/231 n. poli nr. of pins	* X = ghiera inox inox ring nut


MASCHIO montaggio frontale a pressione - cavi unipolari / MALE front mounting push - single wire



Cod. AS-M12M**/311*

COMPOSIZIONE CODICE CODE COMPOSITION	CONFIGURAZIONI AGGIUNTIVE MORE CONFIGURATIONS
AS-M12M00/311 n. poli nr. of pins	* X = ghiera inox inox ring nut

MASCHIO montaggio posteriore cavi unipolari / MALE rear mounting single wire



Cod. AS-M12M**/421*

COMPOSIZIONE CODICE CODE COMPOSITION	CONFIGURAZIONI AGGIUNTIVE MORE CONFIGURATIONS
AS-M12M00/421 n. poli nr. of pins	* X = ghiera inox inox ring nut

TABELLA COLORI COLOURS TABLE	TABELLA COLORI COLOURS TABLE
1 WH	1 WH
2 BN	2 BN
3 GN	3 GN
4 YE	4 YE
5 GY	5 GY
6 PK	6 PK
7 BU	7 BU
8 RD	8 RD
9 BK	9 BK
10 VT	10 VT
11 GYPK	11 GYPK
12 RDBU	12 RDBU
	13 WHGN
	14 BNGN
	15 WHYE
	16 YEBN
	17 WHGY

CONFIGURAZIONI AGGIUNTIVE / MORE CONFIGURATIONS

Ghiera Inox AISI 304 / Inox AISI 304 Ring Nut min. 100 pcs **X**

MATERIALI

Portacontatto in ABS V0 UL94 autoestinguente, contatto tornito in ottone dorato AU03, ghiera di tenuta meccanica in Ottone Nichelato.

MATERIALS

Contact plug holder: self-extinguishing ABS UL94 V0. Turned contact: gold plating AU03. Metal ring nut: nickel-plated brass. Metal ring nut: nickel-plated brass. O-ring: Viton (female).

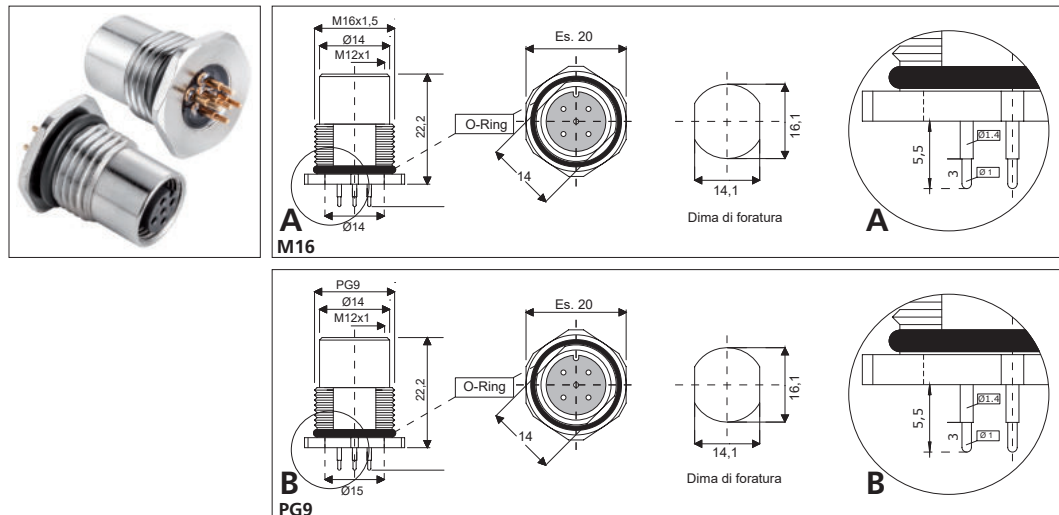
SPECIFICHE CAVI UNIPOLARI / SINGLE WIRE SPECIFICATION

Lunghezza Std	Std Length	0,5 mt
Normativa	Reference	CEI 20-40
Guaina	Jacket	PVC
Tensione	Voltage	300/500 V
Sezione	Section	26AWG (0.14 mmq)
Ø Esterno	Ø External	1.10 +/- 0.1
Temperatura	Temperature	+5/+70°C

SPECIFICHE TECNICHE / TECHNICAL SPECIFICATIONS

Normativa di riferimento	Reference standards	IEC 61076-2-101
Corrente Nominale	Nominal Currents	1.5 A
Tensione Nominale	Nominal Voltage	30 V AC-DC
Grado di protezione	Protection Class	IP67
Resistività di massa	Resistance	≤ 5mΩ
Temperatura di esercizio (connettore)	Working Temperature	-20/+80°C Fix Install

FEMMINA / FEMALE



COMPOSIZIONE CODICE
CODE COMPOSITION

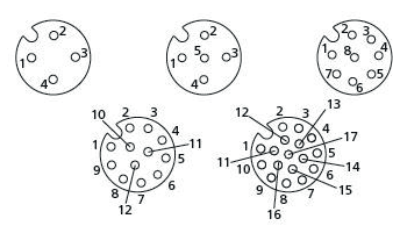
CONFIGURAZIONI AGGIUNTIVE
MORE CONFIGURATIONS

AS-M12F00/592

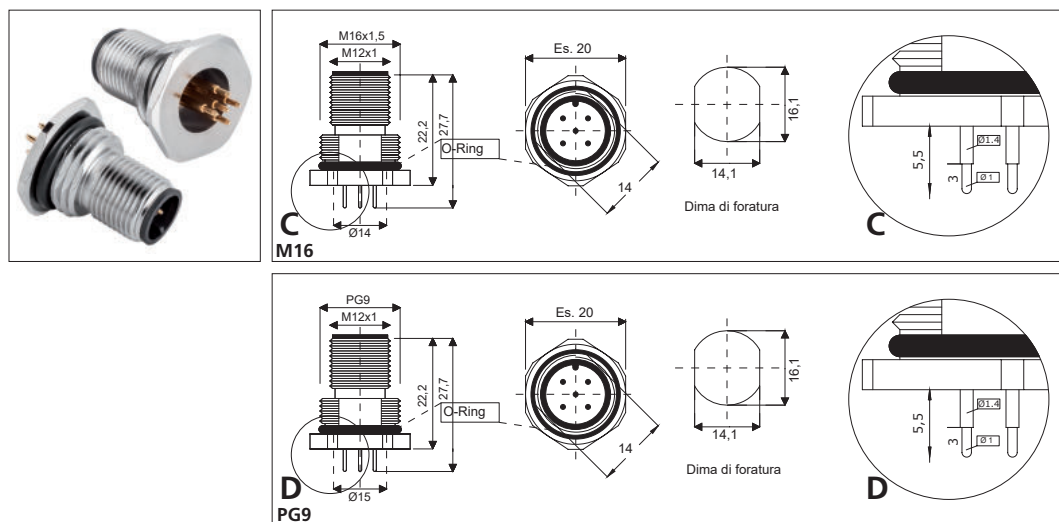
n. poli
nr. of pins

D = Connector Cod. D
B = Connector Cod. B

X = ghiera inox
inox ring nut



MASCHIO / MALE



COMPOSIZIONE CODICE
CODE COMPOSITION

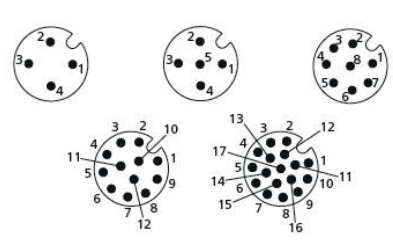
CONFIGURAZIONI AGGIUNTIVE
MORE CONFIGURATIONS

AS-M12M00/272

n. poli
nr. of pins

D = Connector Cod. D
B = Connector Cod. B

X = ghiera inox
inox ring nut



NOTA: Il prodotto è completo di dado e o-ring per fissaggio al pannello.
NOTE: The product is sold with o-ring and fixing nut.

CONFIGURAZIONI AGGIUNTIVE / MORE CONFIGURATIONS

Ghiera Inox AISI 304 / Inox AISI 304 Ring Nut min. 100 pcs **X**

Solo per 4 POLI / Only for 4 PINS
Connettore cod. D / Connector D code **D**

Solo per 5 POLI / Only for 5 PINS
Connettore cod. B / Connector B code **B**

MATERIALI

Portacontatto in ABS V0 UL94 autoestinguente, contatto tornito in ottone dorato AU03, ghiera di tenuta meccanica in Ottone Nichelato, o-ring di tenuta in Viton (solo x versione femmina).

MATERIALS

Contact plug holder: self-extinguishing ABS UL94 V0. Turned contact: gold plating AU03. Metal ring nut: nickel-plated brass. Metal ring nut: nickel-plated brass. O-ring: Viton (female).


SPECIFICHE TECNICHE	TECHNICAL SPECIFICATIONS	
Normativa di riferimento	Reference standards	IEC 61076-2-101
Corrente Nominale 3, 4, 5 POLI	Nominal Currents 3, 4, 5 PINS	4 A
Corrente Nominale 8 POLI	Nominal Currents 8 PINS	2 A
Corrente Nominale 12, 17 POLI	Nominal Currents 12, 17 PINS	1,5 A
Tensione Nominale 3, 4 POLI	Nominal Voltage 3, 4 PINS	250 V AC-DC
Tensione Nominale 5 POLI	Nominal Voltage 5 PINS	60 V AC-DC
Tensione Nominale 8, 12, 17 POLI	Nominal Voltage 8, 12, 17 PINS	30 V AC-DC
Grado di protezione	Protection Class	IP67
Resistività di massa	Resistance	≤ 5mΩ
Temperatura di esercizio (connettore)	Working Temperature	-20/+80°C Fix Install

Box sensori/attuatori

Sensor/actuator boxes



RIPARTITORI con Morsetti / SPLITTERS with Terminal Block

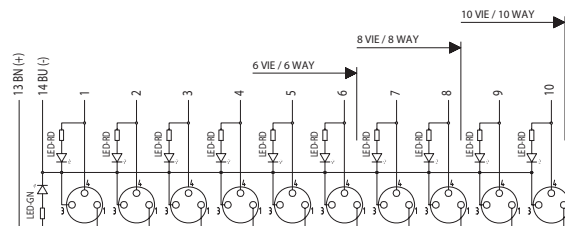
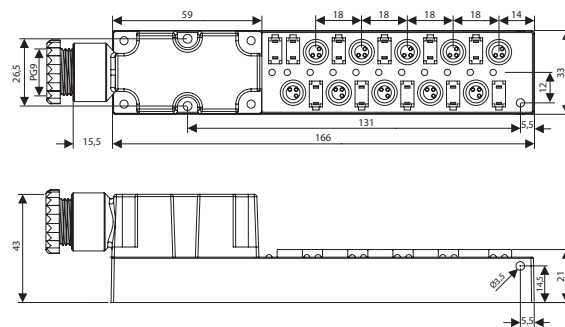


Cod. 8-81E0500**

COMPOSIZIONE CODICE CODE COMPOSITION

8-81E0500**

- 37 = 6 vie con led / with leds
- 39 = 8 vie con led / with leds
- 41 = 10 vie con led / with leds



MATERIALI

Custodia: Nylon 6 + 60% fibra di vetro. Contatti: bronzo fosforoso con doratura

MATERIALS

Housing: Nylon 6 + 60% glass fiber. Contacts: phosphorous bronze with gold plated

SPECIFICHE TECNICHE	TECHNICAL SPECIFICATIONS	
Numero di poli	Number of poles	3 poli / poles
Corrente Nominale	Nominal Currents	Total 9A, 2A for contact
Tensione Nominale	Nominal Voltage	10-30 V AC-DC
Grado di protezione	Protection Class	IP67
Dimensione dei Pin	Dimension of Pin	1mm
Temperatura di esercizio	Working Temperature	-25/+85°C Fix Install

COD.	0	5
SPECIFICHE CAVO CABLE SPECIFICATIONS	CAVO PUR PUR CABLE	CAVO PUR PUR CABLE
Sezioni Sections	vedi disegno like drawing	vedi disegno like drawing
Guaina Esterna Outer Jacket	PVC Nero PVC Black	PUR Nero PUR Black
Schermatura Shield	---	---

RIPARTITORI con Cavo / SPLITTERS with Cable

Cod. 8-81E05*1**

COMPOSIZIONE CODICE
CODE COMPOSITION

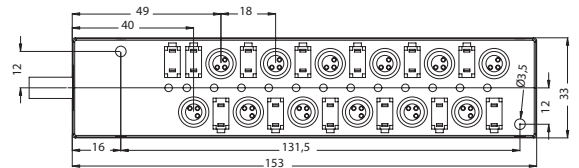
1 = 12 vie con led / with leds
 3 = 10 vie con led / with leds
 5 = 8 vie con led / with leds
 7 = 6 vie con led / with leds

Tipologia cavo (vedi cod. in tabella)
 Cable type (code like table)
 0 = PVC
 5 = PUR

8 - 8 1 E 0 5 * 1 * * * * *

lunghezza cavo
 cable length
 0 = 5 m
 1 = 10 m
 2 = 15 m
 9 = xxx m

CAVO FEMMINA 4-6-8 VIE	
CABLE FEMALE 4-6-8 WAY	
TABELLA COLORI	OUT M12 FEMMINA
COLOURS TABLE	M12 OUT FEMALE
1	WH
2	GN
3	YE
4	GY
5	PK
6	RD
7	BK
8	VT
9	BU - 0,7
10	n.c.
11	BN - 0,75
12	YEGN - 0,75


MATERIALI

Custodia: Nylon 6 + 60% fibra di vetro. Contatti: bronzo fosforoso con doratura

MATERIALS

Housing: Nylon 6 + 60% glass fiber. Contacts: phosphorous bronze with gold plated

SPECIFICHE TECNICHE	TECHNICAL SPECIFICATIONS	
Numero di poli	Number of poles	3 poli / poles
Corrente Nominale	Nominal Currents	Total 9A, 2A for contact
Tensione Nominale	Nominal Voltage	10-30 V AC-DC
Grado di protezione	Protection Class	IP67
Dimensione dei Pin	Dimension of Pin	1mm
Temperatura di esercizio	Working Temperature	-25/+85°C Fix Install

COD.	0	5
SPECIFICHE CAVO	CAVO PUR	CAVO PUR
CABLE SPECIFICATIONS	PUR CABLE	PUR CABLE
Sezioni	vedi disegno like drawing	vedi disegno like drawing
Guaina Esterna	PVC Nero	PUR Nero
Outer Jacket	PVC Black	PUR Black
Schermatura	---	---
Shield	---	---

RIPARTITORI con Connettore M12 8 Poli / SPLITTERS with Connector M12 8 Pins



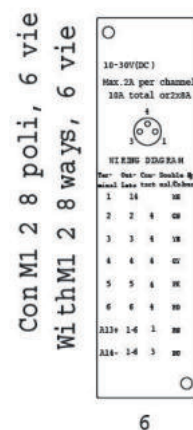
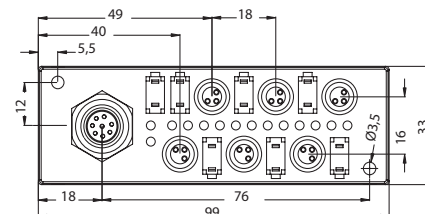
Cod. 8-81E0502*0

COMPOSIZIONE CODICE
CODE COMPOSITION

8-81E0502*0

Tipologia (vedi disegno)
Type (like drawing)

2 = con led / with leds
3 = senza led / without leds



MATERIALI

Custodia: Nylon 6 + 60% fibra di vetro. Contatti: bronzo fosforoso con doratura

MATERIALS

Housing: Nylon 6 + 60% glass fiber. Contacts: phosphorous bronze with gold plated

SPECIFICHE TECNICHE

TECHNICAL SPECIFICATIONS

Numero di poli	Number of poles	3 poli / poles
Corrente Nominale	Nominal Currents	Total 9A, 2A for contact
Tensione Nominale	Nominal Voltage	10-30 V AC-DC
Grado di protezione	Protection Class	IP67
Dimensione dei Pin	Dimension of Pin	1mm
Temperatura di esercizio	Working Temperature	-25/+85°C Fix Install

RIPARTITORI con 2 Connettori M12 8 Poli / SPLITTERS with 2 M12 8 Pins Connectors



Cod. 8-81E0502*0

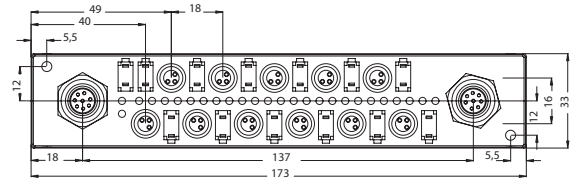
COMPOSIZIONE CODICE CODE COMPOSITION

8 - 8 1 E 0 5 0 2 * 0

|

Tipologia (vedi disegno)
Type (like drawing)

0 = con led / with leds
1 = senza led / without leds



Con M1 2 8 poli, 12 vie
with M1 2 8 ways, 12 vie



12

MATERIALI

Custodia: Nylon 6 + 60% fibra di vetro. Contatti: bronzo fosforoso con doratura

MATERIALS

Housing: Nylon 6 + 60% glass fiber. Contacts: phosphorous bronze with gold plated

SPECIFICHE TECNICHE TECHNICAL SPECIFICATIONS

Numero di poli	Number of poles	3 poli / poles
Corrente Nominale	Nominal Currents	Total 9A, 2A for contact
Tensione Nominale	Nominal Voltage	10-30 V AC-DC
Grado di protezione	Protection Class	IP67
Dimensione dei Pin	Dimension of Pin	1mm
Temperatura di esercizio	Working Temperature	-25/+85°C Fix Install

RIPARTITORI con Morsettera / SPLITTERS with Terminal Block

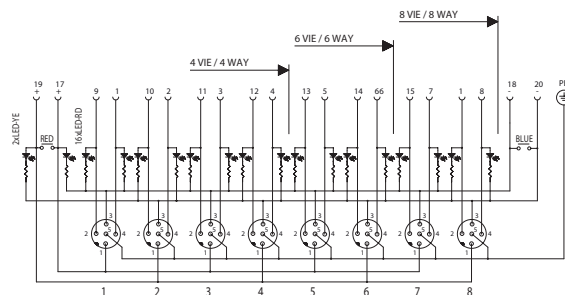
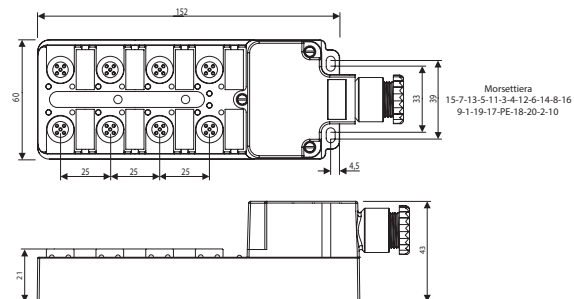


Cod. 8-81E0400**

COMPOSIZIONE CODICE CODE COMPOSITION

8 - 81E0400 **

- 37 = 4vie con led / with leds M12 5 Poles
- 39 = 6vie con led / with leds M12 5 Poles
- 41 = 8vie con led / with leds M12 5 Poles



MATERIALI

Custodia: Nylon 6 + 60% fibra di vetro. Contatti: bronzo fosforoso con doratura

MATERIALS

Housing: Nylon 6 + 60% glass fiber. Contacts: phosphorous bronze with gold plated

SPECIFICHE TECNICHE

TECHNICAL SPECIFICATIONS

Numero di poli	Number of poles	5 poli / 5 poles
Corrente Nominale	Nominal Currents	Total 9A, 2A for contact
Tensione Nominale	Nominal Voltage	10-30 V AC-DC
Grado di protezione	Protection Class	IP67
Dimensione dei Pin	Dimension of Pin	1mm
Temperatura di esercizio	Working Temperature	-25/+85°C Fix Install

RIPARTITORI con Connettore / SPLITTERS with Connector



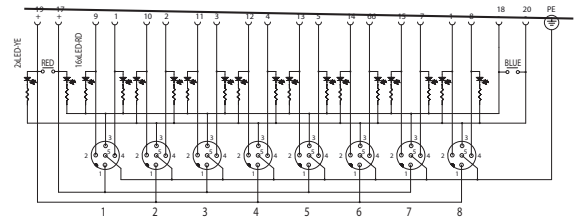
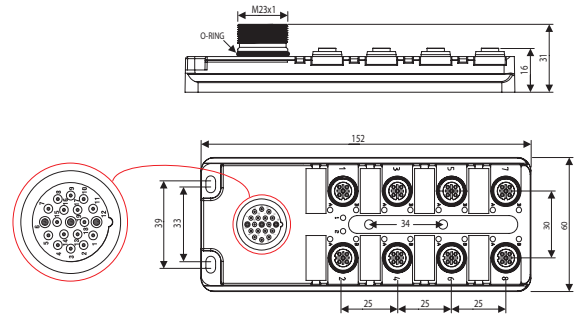
Cod. 8-81E0400**

COMPOSIZIONE CODICE
CODE COMPOSITION

1 = 8 vie senza led / without leds

8-81E0400**

Connettore Connector
0 = M23 19 Poles (M12 5Pins-2 signals)



MATERIALI

Custodia: Nylon 6 + 60% fibra di vetro. Contatti: bronzo fosforoso con doratura

MATERIALS

Housing: Nylon 6 + 60% glass fiber. Contacts: phosphorous bronze with gold plated

SPECIFICHE TECNICHE TECHNICAL SPECIFICATIONS

Numero di poli	Number of poles	5 poli / 5 poles
Corrente Nominale	Nominal Currents	Total 9A, 2A for contact
Tensione Nominale	Nominal Voltage	10-30 V AC-DC
Grado di protezione	Protection Class	IP67
Dimensione dei Pin	Dimension of Pin	1mm
Temperatura di esercizio	Working Temperature	-25/+85°C Fix Install

RIPARTITORI con Cavo / SPLITTERS with Cable



Cod. 8-81E04*2**

CAVO FEMMINA 4-6-8 VIE CABLE FEMALE 4-6-8 WAY

TABELLA COLORI COLOURS TABLE	OUT M12 FEMMINA M12 OUT FEMALE
1	WH
2	GN
3	YE
4	GY
5	PK
6	RD
7	BK
8	VT
9	BU - 0,75
10	n.c.
11	BN - 0,75
12	YEGN - 0,75

COMPOSIZIONE CODICE CODE COMPOSITION

Tipologia cavo (vedi cod. in tabella)
Cable type (code like table)

0 = PVC	1 = 8 vie con led / with leds
5 = PUR	2 = 8 vie senza led / without leds
	3 = 6 vie con led / with leds
	4 = 6 vie senza led / without leds
	5 = 4 vie con led / with leds
	6 = 4 vie senza led / without leds

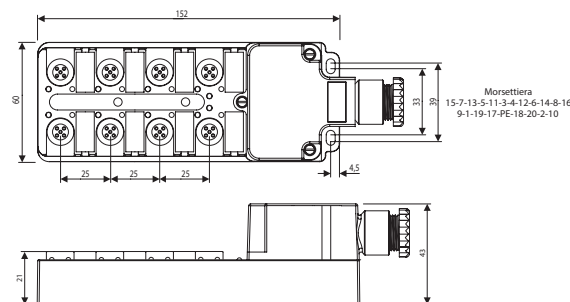
8 - 8 1 E 0 4 * 2 **

lunghezza cavo
cable length

0 = 5 m
1 = 10 m
2 = 15 m

Cavo 12 Poli,
Connettori M12 5 Pin,
1 segnale

12 Poles Cable,
M12 5 Pin Connectors,
1 signal



MATERIALI

Custodia: Nylon 6 + 60% fibra di vetro. Contatti: bronzo fosforoso con doratura

MATERIALS

Housing: Nylon 6 + 60% glass fiber. Contacts: phosphorous bronze with gold plated

SPECIFICHE TECNICHE TECHNICAL SPECIFICATIONS

Numero di poli	Number of poles	5 poli / 5 poles
Corrente Nominale	Nominal Currents	Total 9A, 2A for contact
Tensione Nominale	Nominal Voltage	10-30 V AC-DC
Grado di protezione	Protection Class	IP67
Dimensione dei Pin	Dimension of Pin	1mm
Temperatura di esercizio	Working Temperature	-25/+85°C

COD.	0	5
SPECIFICHE CAVO CABLE SPECIFICATIONS	CAVO PVC PVC CABLE	CAVO PUR PUR CABLE
Sezioni Sections	8x0.35 + 3G0.75	8x0.35 + 3G0.75
Guaina Esterna Outer Jacket	PVC Nero PVC Black	PUR Nero PUR Black
Schermatura Shield	---	---

RIPARTITORI con Cavo / SPLITTERS with Cable



COMPOSIZIONE CODICE
CODE COMPOSITION

0 = 8 vie	con led / with leds
1 = 8 vie	senza led / without leds
2 = 6 vie	con led / with leds
3 = 6 vie	senza led / without leds
4 = 4 vie	con led / with leds
5 = 4 vie	senza led / without leds

Tipologia cavo (vedi cod. in tabella)
Cable type (code like table)

0 = PVC
5 = PUR

8 - 8 1 E 0 4 * 1 **

lunghezza cavo
cable length

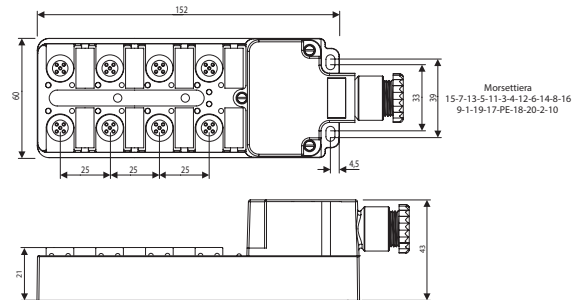
0 = 5 m
1 = 10 m
2 = 15 m

CAVO FEMMINA 4 VIE CABLE FEMALE 4 WAY	
TABELLA COLORI COLOURS TABLE	OUT M12 FEMMINA M12 OUT FEMALE
1	WH
2	GN
3	YE
4	GY
5	PK
6	RD
7	BK
8	VT
9	BU - 0,75
10	n.c.
11	BN - 0,75
12	YEGN - 0,75

CAVO FEMMINA 6-8 VIE CABLE FEMALE 6-8 WAY	
TABELLA COLORI COLOURS TABLE	OUT M12 FEMMINA M12 OUT FEMALE
1	8 - PIN4
2	6 - PIN4
3	4 - PIN4
4	2 - PIN2
5	2 - PIN4
6	1-2-3-4-5-6-7-8 PIN3
7	1 - PIN2
8	3 - PIN2
9	5 - PIN2
10	7 - PIN2
11	7 - PIN4
12	1-2-3-4-5-6-7-8 PIN5
13	6 - PIN2
14	4 - PIN2
15	1 - PIN4
16	3 - PIN4
17	5 - PIN4
18	8 - PIN2
19	1-2-3-4-5-6-7-8 PIN1

Cavo 19 Poli,
Connettori M12 5 Pin,
2 segnali

19 Poles Cable,
M12 5 Pin Connectors,
2 signals



MATERIALI

Custodia: Nylon 6 + 60% fibra di vetro. Contatti: bronzo fosforoso con doratura

MATERIALS

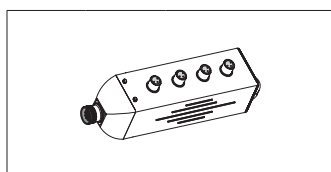
Housing: Nylon 6 + 60% glass fiber. Contacts: phosphorous bronze with gold plated

SPECIFICHE TECNICHE TECHNICAL SPECIFICATIONS

Numero di poli	Number of poles	5 poli / 5 poles
Corrente Nominale	Nominal Currents	Total 9A, 2A for contact
Tensione Nominale	Nominal Voltage	10-30 V AC-DC
Grado di protezione	Protection Class	IP67
Dimensione dei Pin	Dimension of Pin	1mm
Temperatura di esercizio	Working Temperature	-25/+85°C

COD.	0	5
SPECIFICHE CAVO CABLE SPECIFICATIONS	CAVO PVC PVC CABLE	CAVO PUR PUR CABLE
Sezioni Sections	8x0.35 + 3G0.75 16x0.35 + 3G0.75	8x0.35 + 3G0.75 16x0.35 + 3x0.75
Guaina Esterna Outer Jacket	PVC Nero PVC Black	PUR Nero PUR Black
Schermatura Shield	---	---

Cod. AS-BOXMA04

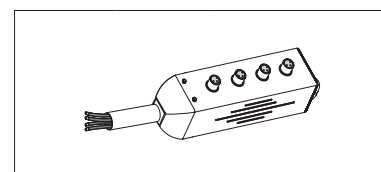


PIN OUT

M12 IN - 8 pins Male	M8 OUT Female
1	A - 4
2	B - 4
3	C - 4
4	D - 4
7 (-0V)	A-B-C-D - 3
5 (+24V)	A-B-C-D - 1



Cod. AS-BOX804****



PIN CABLE

COLOR CABLE	M8 OUT Female
WH	A - 4
GN	B - 4
YE	C - 4
GY	D - 4
BU (-0V)	A-B-C-D - 3
BN (+24V)	A-B-C-D - 1

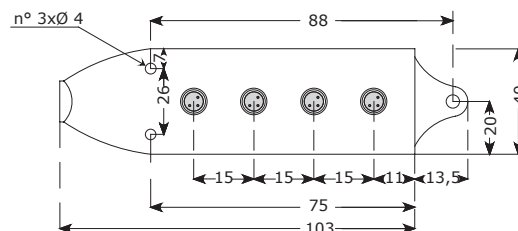
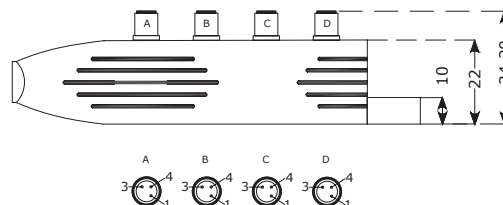
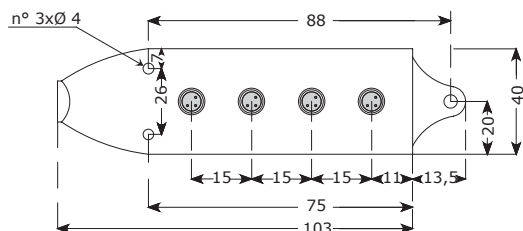
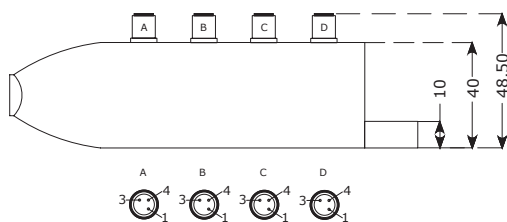
COMPOSIZIONE CODICE
CODE COMPOSITION

Tipologia cavo
(vedi cod. in tabella)
Cable type
(code like table)

AS-BOX804050*

lunghezza cavo
cable lenght

001 = 10cm
010 = 1 m
100 = 10 m



MATERIALI

Portacontatto in ABS V0 UL94 autoestinguente, contatto stampato in bronzo fosforoso con doratura gold flash, ghiera di tenuta meccanica in Ottone Nichelato, corpo in poliamide nero durezza shore 92H, o-ring di tenuta in NBR.

MATERIALS

Contact plug in self-extinguishing ABS UL94, phosphorous bronze contact with gold flash, metal ring nut in nickel-plated brass, body in black polyamide, shore hardness 92H, o-ring in NBR.

SPECIFICHE TECNICHE

TECHNICAL SPECIFICATIONS

Normativa di riferimento	Reference standards	IEC 61076-2-104
Corrente Nominale	Nominal Currents	I/O 2 A cable/connector Total 6 A cable Total 4 A connector
Tensione Nominale	Nominal Voltage	10-30 V AC-DC
Grado di protezione	Protection Class	IP67
Resistività di massa	Resistance	≤ 5mΩ
Temperatura di esercizio	Working Temperature	-20/+80°C Fix Install

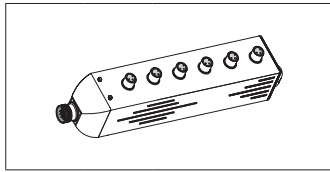
COD.

F

M

SPECIFICHE CAVO	CAVO PVC POSA FISSA	CAVO PUR POSA MOBILE
CABLE SPECIFICATIONS	PVC FIXED INSTALL. CABLE	PUR DYNAMIC INSTALL. CABLE
Sezioni Sections	2 x 0.75 + 4 x 0.34 300 V	2 x 0.75 + 4 x 0.34 300 V
Diametri Diameter	10.0 +/- 0.2	10.0 +/- 0.2
Conduttori Conductor	PVC Classe 6 FLEX	PVC Classe 6 FLEX
Norme di riferimento Reference standards	AWM style 2464 CSA	AWM style 20549 CSA
Guaina Esterna Outer Jacket	PVC Black Oil Resistant - Flam Retardant	PUR compound Black Oil Resistant - Flam Retardant FT1
Temperatura di esercizio Working temperature	-20 / +80°C Static App.	-20 / +80°C Static App.
Raggio di curvatura Bending radius	6 x Ø esterno	6 x Ø esterno
Schermatura Shield	---	---
Velocità di traslazione Traslation's speed	---	200 m/min
Accelerazione Acceleration	---	30 m/secq

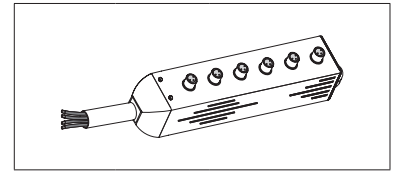
Cod. AS-BOXMA806****



PIN OUT

M12 IN - 8 pins Male	M8 OUT Female
1	A - 4
2	B - 4
3	C - 4
4	D - 4
6	E - 4
7 (-0V)	A-B-C-D-E-F - 3
8	F - 4
5 (+24V)	A-B-C-D-E-F - 1

Cod. AS-BOX806****



PIN CABLE

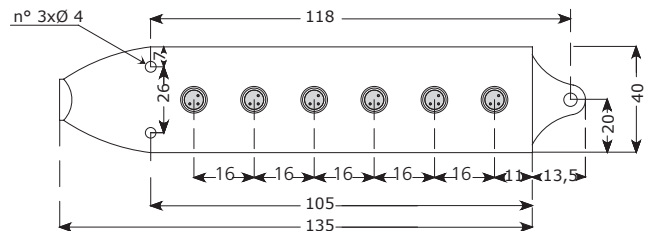
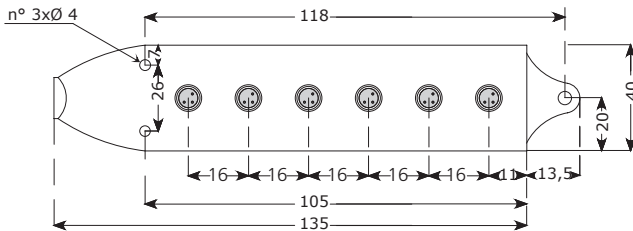
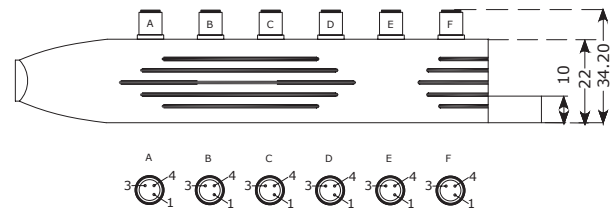
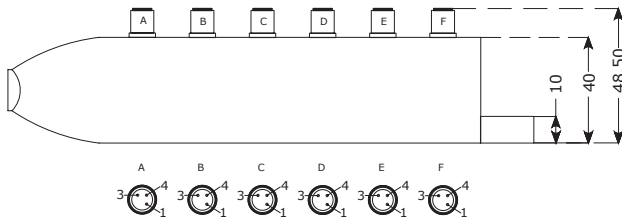
COMPOSIZIONE CODICE
CODE COMPOSITION

Tipologia cavo
(vedi cod. in tabella)
Cable type
(code like table)

AS-BOX806050*

lunghezza cavo
cable length
001 = 10 cm
010 = 1 m
100 = 10 m

COLOR CABLE	M8 OUT Female
WH	A - 4
GN	B - 4
YE	C - 4
GY	D - 4
PK	E - 4
BU (-0V)	A-B-C-D-E-F - 3
RD	F - 4
BN (+24V)	A-B-C-D-E-F - 1



MATERIALI

Portacontatto in ABS V0 UL94 autoestinguente, contatto stampato in bronzo fosforoso con doratura gold flash, ghiera di tenuta meccanica in Ottone Nichelato, corpo in poliamide nero durezza shore 92H, o-ring di tenuta in NBR.

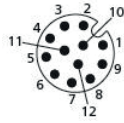
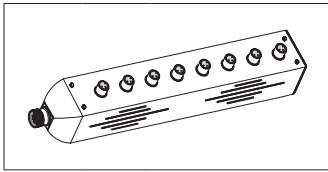
MATERIALS

Contact plug in self-extinguishing ABS UL94, phosphorous bronze contact with gold flash, metal ring nut in nickel-plated brass, body in black polyamide, shore hardness 92H, o-ring in NBR.

SPECIFICHE TECNICHE	TECHNICAL SPECIFICATIONS
Normativa di riferimento	Reference standards IEC 61076-2-104
Corrente Nominale	Nominal Currents I/O 2 A cable/connector Total 6 A cable Total 4 A connector
Tensione Nominale	Nominal Voltage 10-30 V AC-DC
Grado di protezione	Protection Class IP67
Resistività di massa	Resistance ≤ 5mΩ
Temperatura di esercizio	Working Temperature -20/+80°C Fix Install

COD.	F	M
SPECIFICHE CAVO CABLE SPECIFICATIONS	CAVO PVC POSA FISSA PVC FIXED INSTALL. CABLE	CAVO PUR POSA MOBILE PUR DYNAMIC INSTALL. CABLE
Sezioni Sections	2 x 0.75 + 6 x 0.34 300 V	2 x 0.75 + 6 x 0.34 300 V
Diametri Diameter	10.0 +/- 0.2	10.0 +/- 0.2
Conduttori Conductor	PVC Classe 6 FLEX	PVC Classe 6 FLEX
Norme di riferimento Reference standards	AWM style 2464 CSA	AWM style 20549 CSA
Guaina Esterna Outer Jacket	PVC Black Oil Resistant - Flam Retardant	PUR compound Black Oil Resistant - Flam Retardant FT1
Temperatura di esercizio Working temperature	-20 / +80°C Static App.	-20 / +80°C Static App.
Raggio di curvatura Bending radius	6 x Ø esterno	6 x Ø esterno
Schermatura Shield	---	---
Velocità di traslazione Traslation's speed	---	200 m/min
Accelerazione Acceleration	---	30 m/secq

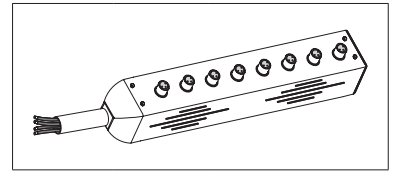
Cod. AS-BOXMB808



PIN OUT

M12 IN - 12 pins Male		M8 OUT Female	
1	(+24V)	A-B-C-D-E-F-G-H	- 1
2	(- 0V)	A-B-C-D-E-F-G-H	- 3
3		A	- 4
4		B	- 4
5		C	- 4
6		D	- 4
7		E	- 4
8		F	- 4
9		G	- 4
12		H	- 4

Cod. AS-BOX808****



PIN CABLE

COLOR CABLE		M8 OUT Female	
WH		A	- 4
GN		B	- 4
YE		C	- 4
GY		D	- 4
PK		E	- 4
BU (- 0V)		A-B-C-D-E-F-G-H	- 3
RD		F	- 4
BK		G	- 4
VT		H	- 4
BN (+24V)		A-B-C-D-E-F-G-H	- 1

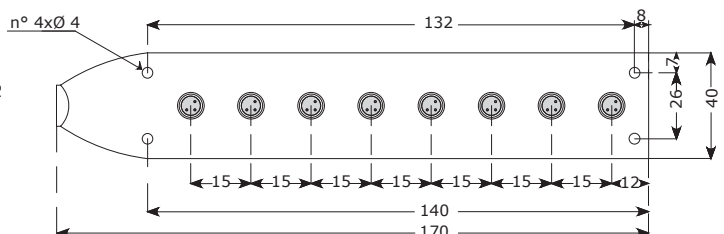
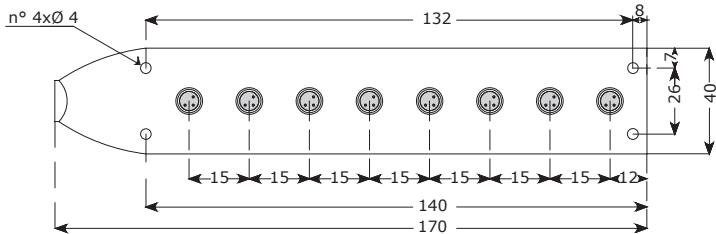
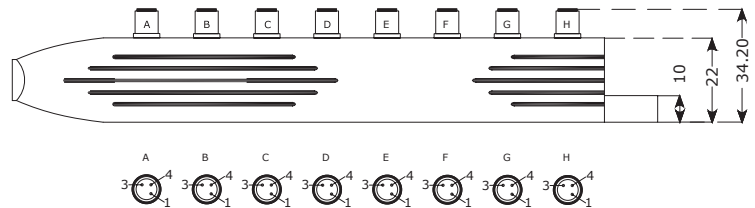
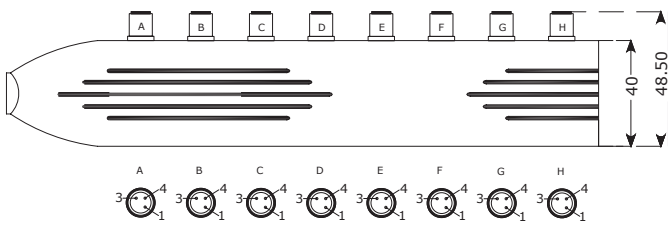
COMPOSIZIONE CODICE
CODE COMPOSITION

Tipologia cavo
(vedi cod. in tabella)
Cable type
(code like table)

AS-BOX808050*

↓

lunghezza cavo
cable length
001 = 10 cm
010 = 1 m
100 = 10 m



MATERIALI

Portacontatto in ABS V0 UL94 autoestinguente, contatto stampato in bronzo fosforoso con doratura gold flash, ghiera di tenuta meccanica in Ottone Nichelato, corpo in poliamide nero durezza shore 92H, o-ring di tenuta in NBR.

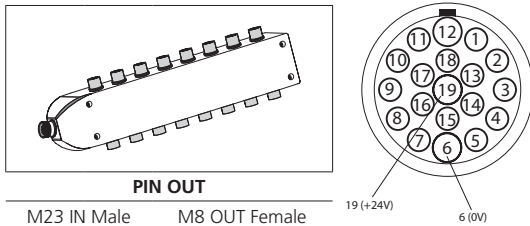
MATERIALS

Contact plug in self-extinguishing ABS UL94, phosphorous bronze contact with gold flash, metal ring nut in nickel-plated brass, body in black polyamide, shore hardness 92H, o-ring in NBR.

SPECIFICHE TECNICHE	TECHNICAL SPECIFICATIONS	
Normativa di riferimento	Reference standards	IEC 61076-2-104
Corrente Nominale	Nominal Currents	I/O 1.5 A connector Total 1.5 A connector I/O 2 A cable Total 6 A cable
Tensione Nominale	Nominal Voltage	10-30 V AC-DC
Grado di protezione	Protection Class	IP67
Resistività di massa	Resistance	≤ 5mΩ
Temperatura di esercizio	Working Temperature	-20/+80°C Fix Install

COD.	F	M
SPECIFICHE CAVO CABLE SPECIFICATIONS	CAVO PVC POSA FISSA PVC FIXED INSTALL. CABLE	CAVO PUR POSA MOBILE PUR DYNAMIC INSTALL. CABLE
Sezioni Sections	2 x 0.75 + 8 x 0.34 300 V	2 x 0.75 + 8 x 0.34 300 V
Diametri Diameter	10.0 +/- 0.2	10.0 +/- 0.2
Conduttori Conductor	PVC Classe 6 FLEX	PVC Classe 6 FLEX
Norme di riferimento Reference standards	AWM style 2464 CSA	AWM style 20549 CSA
Guaina Esterna Outer Jacket	PVC Black Oil Resistant - Flam Retardant	PUR compound Black Oil Resistant - Flam Retardant FT1
Temperatura di esercizio Working temperature	-20 / +80°C Static App.	-20 / +80°C Static App.
Raggio di curvatura Bending radius	6 x Ø esterno	6 x Ø esterno
Schermatura Shield	---	---
Velocità di traslazione Traslation's speed	---	200 m/min
Accelerazione Acceleration	---	30 m/secq

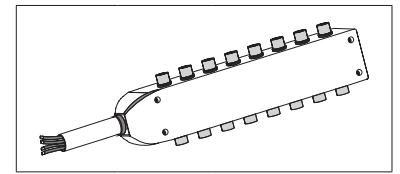
Cod. AS-BOXC816



PIN OUT

M23 IN Male	M8 OUT Female
1	A - 4
2	B - 4
3	C - 4
4	D - 4
5	E - 4
6 (-0V)	A-B-C-D-E-F-G-H - 3 I-L-M-N-O-P-Q-R
7	F - 4
8	G - 4
9	H - 4
10	I - 4
11	L - 4
19 (+24V)	A-B-C-D-E-F-G-H - 1 I-L-M-N-O-P-Q-R
13	M - 4
14	N - 4
15	O - 4
16	P - 4
17	Q - 4
18	R - 4

Cod. AS-BOX816****



PIN CABLE

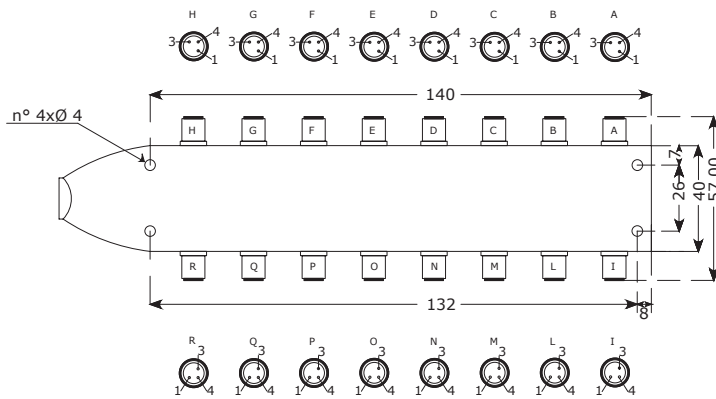
COLOR CABLE	M8 OUT Female
WH	A - 4
GN	B - 4
YE	C - 4
GY	D - 4
PK	E - 4
BU (-0V)	A-B-C-D-E-F-G-H - 3 I-L-M-N-O-P-Q-R
RD	F - 4
BK	G - 4
VT	H - 4
GYPK	I - 4
RDBU	L - 4
BN (+24V)	A-B-C-D-E-F-G-H - 1 I-L-M-N-O-P-Q-R
WHGN	M - 4
BNGN	N - 4
WHYE	O - 4
YEBN	P - 4
WHGY	Q - 4
GYBN	R - 4

COMPOSIZIONE CODICE
CODE COMPOSITION

Tipologia cavo
(vedi cod. in tabella)
Cable type
(code like table)

AS-BOX816050*

lunghezza cavo
cable length
001 = 10 cm
010 = 1 m
100 = 10 m



MATERIALI

Portacontatto in ABS V0 UL94 autoestinguente, contatto stampato in bronzo fosforoso con doratura gold flash, ghiera di tenuta meccanica in Ottone Nichelato, corpo in poliamide nero durezza shore 92H, o-ring di tenuta in NBR.

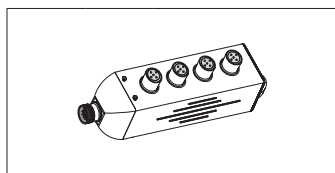
MATERIALS

Contact plug in self-extinguishing ABS UL94, phosphorous bronze contact with gold flash, metal ring nut in nickel-plated brass, body in black polyamide, shore hardness 92H, o-ring in NBR.

SPECIFICHE TECNICHE	TECHNICAL SPECIFICATIONS
Normativa di riferimento	Reference standards IEC 61076-2-104
Corrente Nominale	Nominal Currents I/O 2 A cable/connector Total 6 A cable/connector
Tensione Nominale	Nominal Voltage 10-30 V AC-DC
Grado di protezione	Protection Class IP67
Resistività di massa	Resistance ≤ 5mΩ
Temperatura di esercizio	Working Temperature -20/+80°C Fix Install

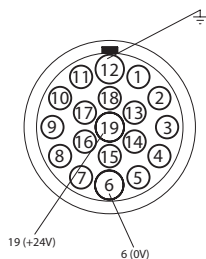
COD.	F	M
SPECIFICHE CAVO CABLE SPECIFICATIONS	CAVO PVC POSA FISSA PVC FIXED INSTALL. CABLE	CAVO PUR POSA MOBILE PUR DYNAMIC INSTALL. CABLE
Sezioni Sections	2 x 0.75 + 16 x 0.34 300 V	2 x 0.75 + 16 x 0.34 300 V
Diametri Diameter	10.0 +/- 0.2	10.0 +/- 0.2
Conduttori Conductor	PVC Classe 6 FLEX	PVC Classe 6 FLEX
Norme di riferimento Reference standards	AWM style 2464 CSA	AWM style 20549 CSA
Guaina Esterna Outer Jacket	PVC Black Oil Resistant - Flam Retardant	PUR compound Black Oil Resistant - Flam Retardant FT1
Temperatura di esercizio Working temperature	-20 / +80°C Static App.	-20 / +80°C Static App.
Raggio di curvatura Bending radius	6 x Ø esterno	6 x Ø esterno
Schermatura Shield	---	---
Velocità di traslazione Traslation's speed	---	200 m/min
Accelerazione Acceleration	---	30 m/secq

Cod. AS-BOXC1204

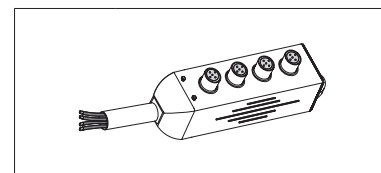


PIN OUT

M23 IN Male	M12 OUT Female
1	A - 2
2	A - 4
3	B - 2
4	B - 4
5	C - 2
6 (-0V)	A-B-C-D - 3
7	C - 4
8	D - 2
9	D - 4
19 (+24V)	A-B-C-D - 1
12 ⊕	A-B-C-D - 5



Cod. AS-BOX1204****



PIN CABLE

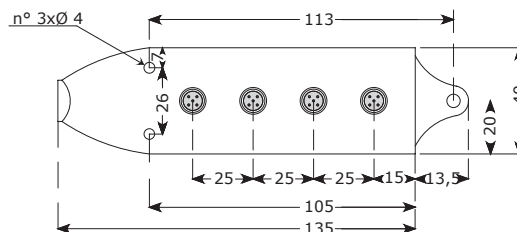
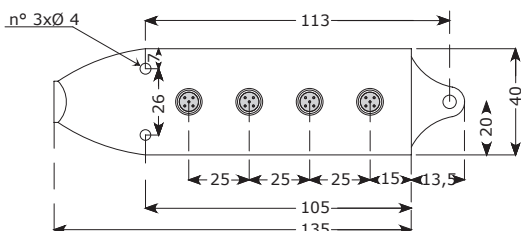
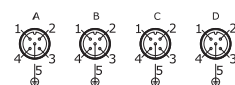
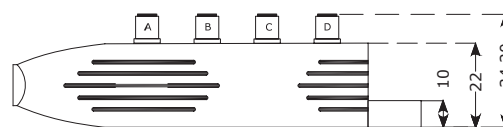
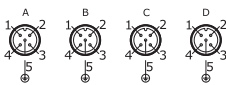
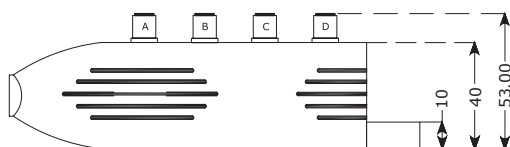
COLOR CABLE	M12 OUT Female
WH	A - 2
GN	A - 4
YE	B - 2
GY	B - 4
PK	C - 2
BU (-0V)	A-B-C-D - 3
RD	C - 4
BK	D - 2
VT	D - 4
BN (+24V)	A-B-C-D - 1
YEGN ⊕	A-B-C-D - 5

COMPOSIZIONE CODICE
CODE COMPOSITION

Tipologia cavo
(vedi cod. in tabella)
Cable type
(code like table)

AS-BOX1204050*

↓
lunghezza cavo
cable length
001 = 10 cm
010 = 1 m
100 = 10 m



MATERIALI

Portacontatto in ABS V0 UL94 autoestinguente, contatto stampato in bronzo fosforoso con doratura gold flash, ghiera di tenuta meccanica in Ottone Nichelato, corpo in poliamide nero durezza shore 92H, o-ring di tenuta in Viton.

MATERIALS

Contact plug in self-extinguishing ABS UL94, phosphorous bronze contact with gold flash, metal ring nut in nickel-plated brass, body in black polyamide, shore hardness 92H, o-ring in Viton.

SPECIFICHE TECNICHE

TECHNICAL SPECIFICATIONS

Normativa di riferimento	Reference standards	IEC 61076-2-101
Corrente Nominale	Nominal Currents	I/O 4 A cable/connector Total 12 A cable/connector
Tensione Nominale	Nominal Voltage	10-30 V AC-DC
Grado di protezione	Protection Class	IP67
Resistività di massa	Resistance	≤ 5mΩ
Temperatura di esercizio	Working Temperature	-20/+80°C Fix Install

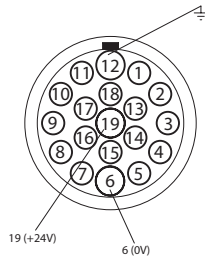
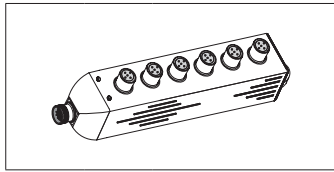
COD.

F

M

SPECIFICHE CAVO CABLE SPECIFICATIONS	CAVO PVC POSA FISSA PVC FIXED INSTALL. CABLE	CAVO PUR POSA MOBILE PUR DYNAMIC INSTALL. CABLE
Sezioni Sections	3 G 0.75 + 8 x 0.34 80° 300 V	3 G 0.75 + 8 x 0.34 80° 300 V
Diametri Diameter	8.8 +/- 0.3	8.8 +/- 0.3
Conduttori Conductor	PVC Classe 6 FLEX	PVC Classe 6 FLEX
Norme di riferimento Reference standards	AWM style 2464 CSA	AWM style 20549 CSA
Guaina Esterna Outer Jacket	PVC Black Oil Resistant - Flam Retardant	PUR Black Oil Resistant - Flam Retardant FT1
Temperatura di esercizio Working temperature	-20 / +80°C Static App.	-40 / +80°C Static App. -25 / +80°C Mobile App.
Raggio di curvatura Bending radius	10 x Ø esterno	10 x Ø esterno
Schermatura Shield	---	---
Velocità di traslazione Traslacion's speed	---	200 m/min
Accelerazione Acceleration	---	7 m/secq

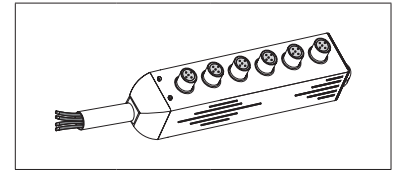
Cod. AS-BOXC1206



PIN OUT

M23 IN Male	M12 OUT Female
1	A - 2
2	A - 4
3	B - 2
4	B - 4
5	C - 2
6 (-0V)	A-B-C-D-E-F - 3
7	C - 4
8	D - 2
9	D - 4
10	E - 2
11	E - 4
19 (+24V)	A-B-C-D-E-F - 1
13	F - 2
14	F - 4
12 ⊕	A-B-C-D-E-F - 5

Cod. AS-BOX1206****



PIN CABLE

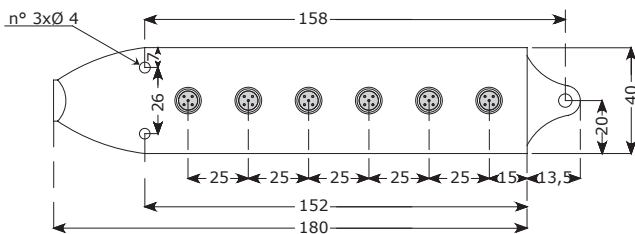
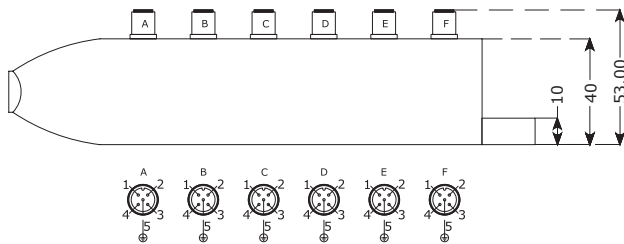
COLOR CABLE	M12 OUT Female
VT	A - 2
RD	A - 4
GY	B - 2
RDBU	B - 4
GN	C - 2
BU (-0V)	A-B-C-D-E-F - 3
GYPK	C - 4
WHGN	D - 2
WHYE	D - 4
GYWH	E - 2
BK	E - 4
BN (+24V)	A-B-C-D-E-F - 1
YEBN	F - 2
BNGN	F - 4
YEGN ⊕	A-B-C-D-E-F - 5

COMPOSIZIONE CODICE

Tipologia cavo
(vedi cod. in tabella)
Cable type
(code like table)

AS-BOX1206050*

lunghezza cavo
Cable length
001 = 10 cm
010 = 1 m
100 = 10 m



MATERIALI

Portacontatto in ABS V0 UL94 autoestinguente, contatto stampato in bronzo fosforoso con doratura gold flash, ghiera di tenuta meccanica in Ottone Nichelato, corpo in poliamide nero durezza shore 92H, o-ring di tenuta in Viton.

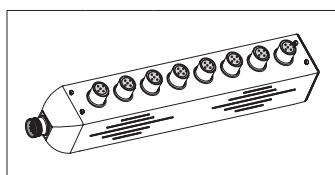
MATERIALS

Contact plug in self-extinguishing ABS UL94, phosphorous bronze contact with gold flash, metal ring nut in nickel-plated brass, body in black polyamide, shore hardness 92H, o-ring in Viton.

SPECIFICHE TECNICHE	TECHNICAL SPECIFICATIONS
Normativa di riferimento	Reference standards IEC 61076-2-101
Corrente Nominale	Nominal Currents I/O 4 A cable/connector Total 12 A cable/connector
Tensione Nominale	Nominal Voltage 10-30 V AC-DC
Grado di protezione	Protection Class IP67
Resistività di massa	Resistance ≤ 5mΩ
Temperatura di esercizio	Working Temperature -20/+80°C Fix Install

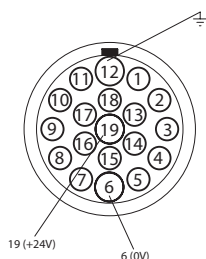
COD.	F	M
SPECIFICHE CAVO CABLE SPECIFICATIONS	CAVO PVC POSA FISSA PVC FIXED INSTALL. CABLE	CAVO PUR POSA MOBILE PUR DYNAMIC INSTALL. CABLE
Sezioni Sections	3 G 0.75 + 12 x 0.34 80° 300 V	3 G 0.75 + 12 x 0.34 80° 300 V
Diametri Diameter	10.6 +/- 0.3	10.6 +/- 0.3
Conduttori Conductor	PVC Classe 6 FLEX	PVC Classe 6 FLEX
Norme di riferimento Reference standards	AWM style 2464	AWM style 20549
Guaina Esterna Outer Jacket	PVC Black Oil Resistant - Flam Retardant	PUR Black Oil Resistant - Flam Retardant FT1
Temperatura di esercizio Working temperature	-20 / +80°C Static App.	-20 / +80°C Static App.
Raggio di curvatura Bending radius	---	---
Schermatura Shield	---	---
Velocità di traslazione Traslation's speed	---	---
Accelerazione Acceleration	---	---

Cod. AS-BOXC1208

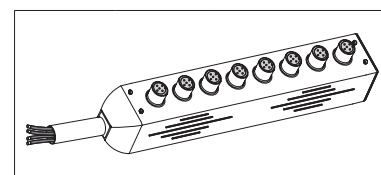


PIN OUT

M23 IN Male	M12 OUT Female
1	A - 2
2	A - 4
3	B - 2
4	B - 4
5	C - 2
6 (-0V)	A-B-C-D-E-F-G-H - 3
7	C - 4
8	D - 2
9	D - 4
10	E - 2
11	E - 4
19 (+24V)	A-B-C-D-E-F-G-H - 1
13	F - 2
14	F - 4
15	G - 2
16	G - 4
17	H - 2
18	H - 4
12	A-B-C-D-E-F-G-H - 5



Cod. AS-BOX1208****



PIN CABLE

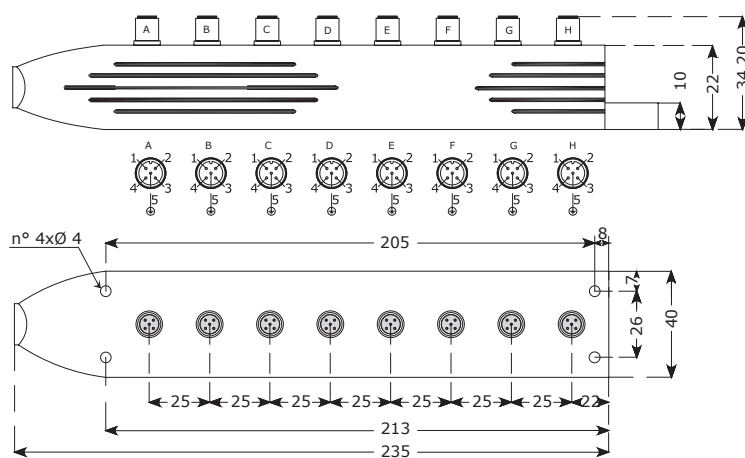
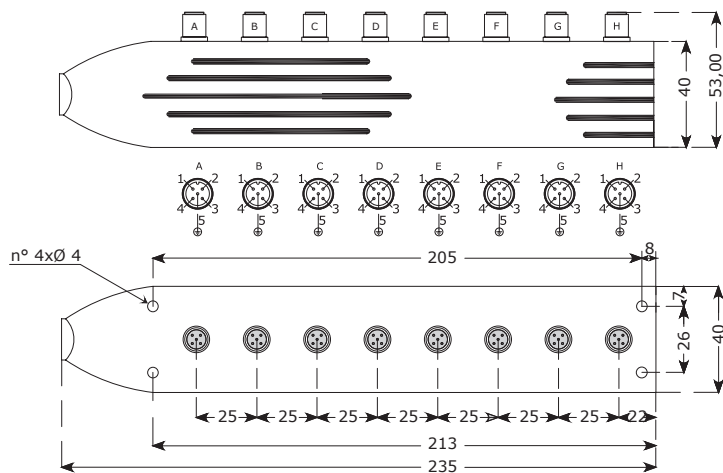
COLOR CABLE	M12 OUT Female
VT	A - 2
RD	A - 4
GY	B - 2
RDBU	B - 4
GN	C - 2
BU (-0V)	A-B-C-D-E-F-G-H - 3
GYPK	C - 4
WHGN	D - 2
WHYE	D - 4
WHGY	E - 2
BK	E - 4
BN (+24V)	A-B-C-D-E-F-G-H - 1
YEBN	F - 2
BNGN	F - 4
WH	G - 2
YE	G - 4
PK	H - 2
GYBN	H - 4
YEGN	A-B-C-D-E-F-G-H - 5

COMPOSIZIONE CODICE
CODE COMPOSITION

Tipologia cavo
(vedi cod. in tabella)
Cable type
(code like table)

AS-BOX1208050*

lunghezza cavo
cable length
001 = 10 cm
010 = 1 m
100 = 10 m



MATERIALI

Portacontatto in ABS V0 UL94 autoestinguente, contatto stampato in bronzo fosforoso con doratura gold flash, ghiera di tenuta meccanica in Ottone Nichelato, corpo in poliamide nero durezza shore 92H, o-ring di tenuta in Viton.

MATERIALS

Contact plug in self-extinguishing ABS UL94, phosphorous bronze contact with gold flash, metal ring nut in nickel-plated brass, body in black polyamide, shore hardness 92H, o-ring in Viton.

SPECIFICHE TECNICHE

TECHNICAL SPECIFICATIONS

Normativa di riferimento	Reference standards	IEC 61076-2-101
Corrente Nominale	Nominal Currents	I/O 4 A cable/connector Total 12 A cable/connector
Tensione Nominale	Nominal Voltage	10-30 V AC-DC
Grado di protezione	Protection Class	IP67
Resistività di massa	Resistance	≤ 5mΩ
Temperatura di esercizio	Working Temperature	-20/+80°C Fix Install

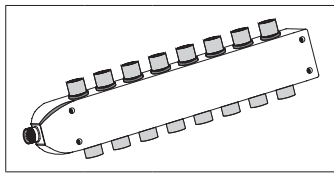
COD.

F

M

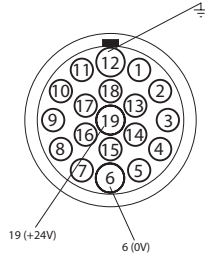
SPECIFICHE CAVO	CAVO PVC POSA FISSA	CAVO PUR POSA MOBILE
CABLE SPECIFICATIONS	PVC FIXED INSTALL. CABLE	PUR DYNAMIC INSTALL. CABLE
Sezioni	3 G 0.75 + 16 x 0.34	3 G 0.75 + 16 x 0.34
Sections	80° - 300 V	80° - 300 V
Diametri	10.3 +/- 0.3	10.6 +/- 0.3
Diameter		
Conduttori	PVC Classe 6 FLEX	PVC Classe 6 FLEX
Conductor		
Norme di riferimento	AWM style 2464	AWM style 20549
Reference standards		
Guaina Esterna	PVC Black	PUR Black
Outer Jacket	Oil Resistant - Flam Retardant	Oil Resistant - Flam Retardant FT1
Temperatura di esercizio	-20 / +80°C Static App.	-20 / +80°C Static App.
Working temperature		
Raggio di curvatura	---	---
Bending radius		
Schermatura	---	---
Shield		
Velocità di traslazione	---	---
Traslation's speed		
Accelerazione	---	---
Acceleration		

Cod. AS-BOXC1216

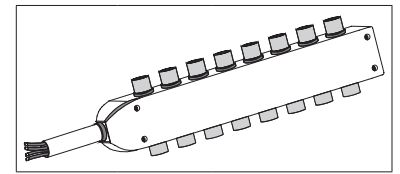


PIN OUT

M23 IN Male	M12 OUT Female
1	A - 4
2	B - 4
3	C - 4
4	D - 4
5	E - 4
6 (-0V)	A-B-C-D-E-F-G-H - 3 I-L-M-N-O-P-Q-R
7	F - 4
8	G - 4
9	H - 4
10	I - 4
11	L - 4
19 (+24V)	A-B-C-D-E-F-G-H - 1 I-L-M-N-O-P-Q-R
13	M - 4
14	N - 4
15	O - 4
16	P - 4
17	Q - 4
18	R - 4
12 ⊕	A-B-C-D-E-F-G-H - 5 I-L-M-N-O-P-Q-R



Cod. AS-BOX1216****



PIN CABLE

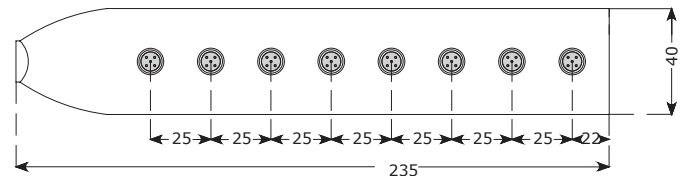
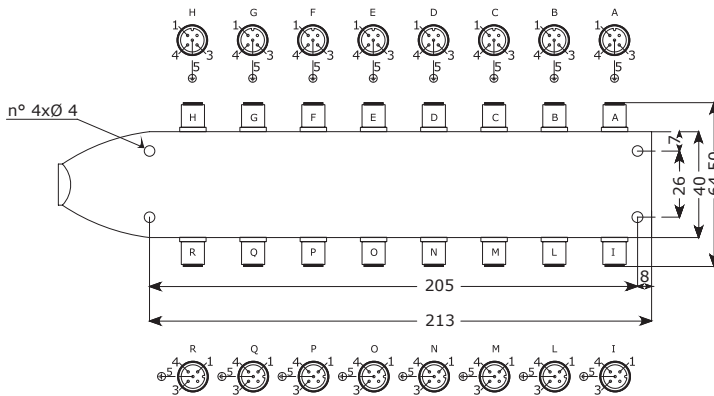
COLOR CABLE	M12 OUT Female
VT	A - 4
RD	B - 4
GY	C - 4
RDBU	D - 4
PK	E - 4
BU (-0V)	A-B-C-D-E-F-G-H - 3 I-L-M-N-O-P-Q-R
GYPK	F - 4
WHGN	G - 4
WHYE	H - 4
WHGY	I - 4
BK	L - 4
BN (+24V)	A-B-C-D-E-F-G-H - 1 I-L-M-N-O-P-Q-R
YEBN	M - 4
BNGN	N - 4
WH	O - 4
YE	P - 4
PK	Q - 4
GYBN	R - 4
YEGN ⊕	A-B-C-D-E-F-G-H - 5 I-L-M-N-O-P-Q-R

COMPOSIZIONE CODICE
CODE COMPOSITION

Tipologia cavo (vedi cod. in tabella)
Cable type (code like table)

AS-BOX1216050*

lunghezza cavo cable length
001 = 10 cm
010 = 1 m
100 = 10 m



MATERIALI

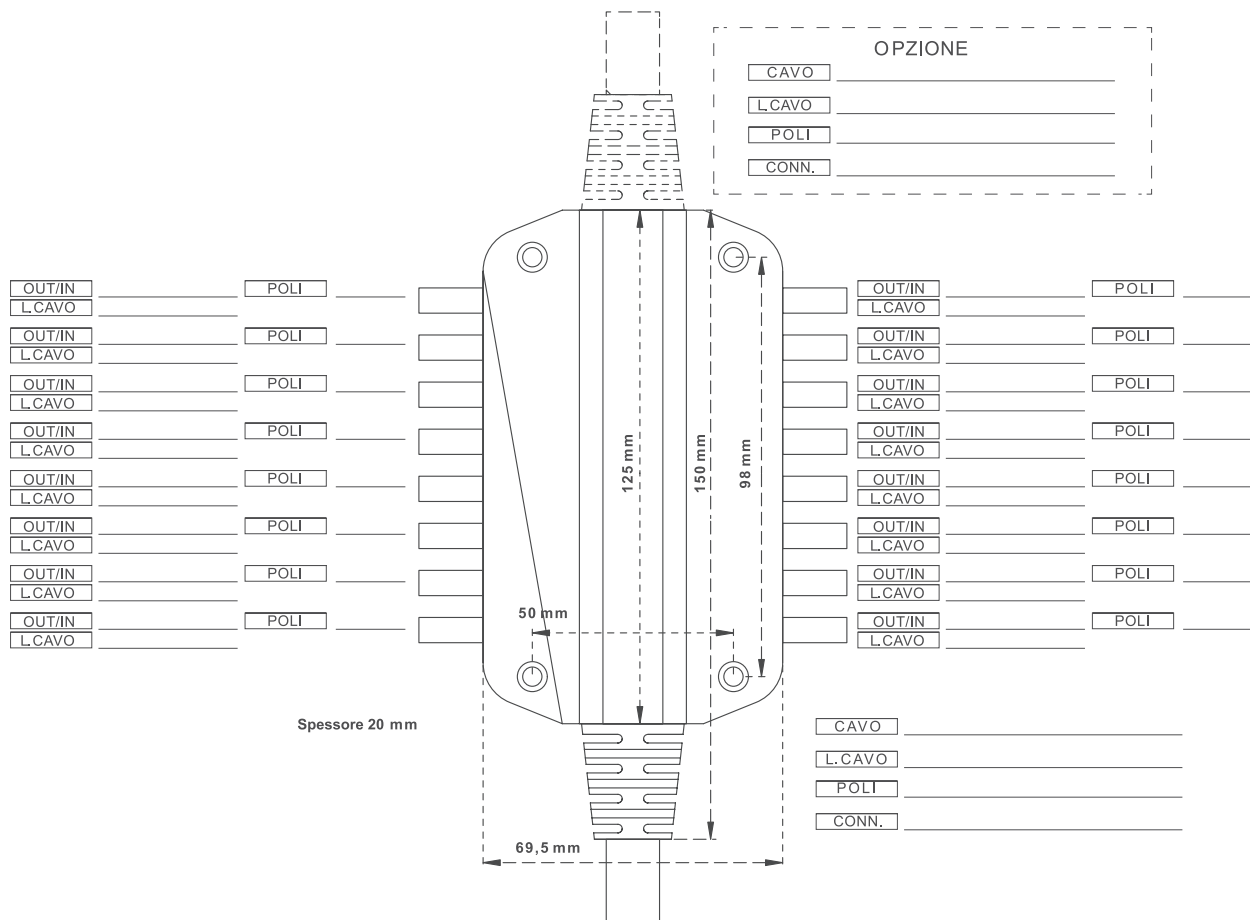
Portacontatto in ABS V0 UL94 autoestinguente, contatto stampato in bronzo fosforoso con doratura gold flash, ghiera di tenuta meccanica in Ottone Nichelato, corpo in poliamide nero durezza shore 92H, o-ring di tenuta in Viton.

MATERIALS

Contact plug in self-extinguishing ABS UL94, phosphorous bronze contact with gold flash, metal ring nut in nickel-plated brass, body in black polyamide, shore hardness 92H, o-ring in Viton.

SPECIFICHE TECNICHE	TECHNICAL SPECIFICATIONS
Normativa di riferimento	Reference standards IEC 61076-2-101
Corrente Nominale	Nominal Currents I/O 4 A cable/connector Total 12 A cable/connector
Tensione Nominale	Nominal Voltage 10-30 V AC-DC
Grado di protezione	Protection Class IP67
Resistività di massa	Resistance ≤ 5mΩ
Temperatura di esercizio	Working Temperature -20/+80°C Fix Install

COD.	F	M
SPECIFICHE CAVO CABLE SPECIFICATIONS	CAVO PVC POSA FISSA PVC FIXED INSTALL. CABLE	CAVO PUR POSA MOBILE PUR DYNAMIC INSTALL. CABLE
Sezioni Sections	3 G 0.75 + 16 x 0.34 80° - 300 V	3 G 0.75 + 16 x 0.34 80° - 300 V
Diametri Diameter	10.6 +/- 0.3	10.6 +/- 0.3
Conduttori Conductor	PVC Classe 6 FLEX	PVC Classe 6 FLEX
Norme di riferimento Reference standards	AWM style 2464	AWM style 20549
Guaina Esterna Outer Jacket	PVC Black Oil Resistant - Flam Retardant	PUR Black Oil Resistant - Flam Retardant FT1
Temperatura di esercizio Working temperature	-20 / +80°C Static App.	-20 / +80°C Static App.
Raggio di curvatura Bending radius	---	---
Schermatura Shield	---	---
Velocità di traslazione Traslation's speed	---	---
Accelerazione Acceleration	---	---



OUT/IN

CAVO
CABLE

A	M12 Dritto Maschio <i>Axial Male</i>		vedi pag. 19-26
A1	M12 Dritto Femmina <i>Axial Female</i>		vedi pag. 19-26
B	M12 90° Maschio <i>90° Male</i>		vedi pag. 19-26
B1	M12 90° Femmina <i>90° Female</i>		vedi pag. 19-26
C	M8 Dritto Maschio <i>Axial Male</i>		vedi pag. 8-11, 18
C1	M8 Dritto Femmina <i>Axial Female</i>		vedi pag. 8-11, 18
D	M8 90° Maschio <i>90° Male</i>		vedi pag. 8-11, 18
D1	M8 90° Femmina <i>90° Female</i>		vedi pag. 8-11, 18

OUT/IN

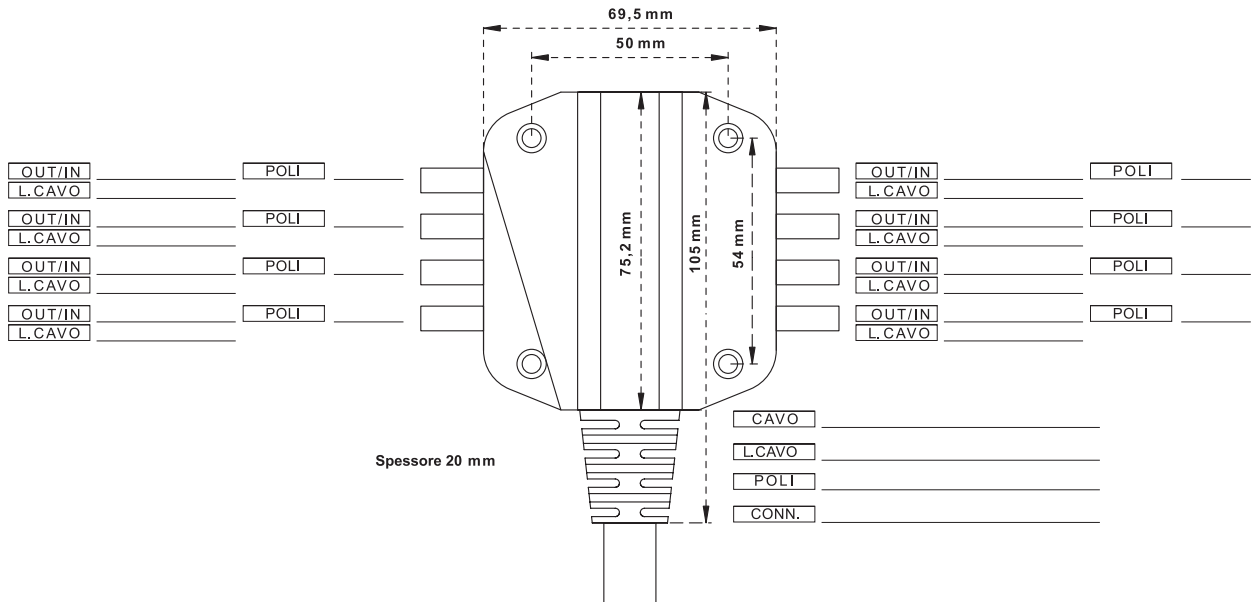
CAVO
CABLE

E	DIN 43650 - A 18 mm 2 P. + GND H6/12		vedi pag. 146
F	DIN 43650 - B IND. 11 mm 2 P. + GND H6/12		vedi pag. 147
F5	DIN 43650 - B 10 mm 2 P. + GND H6		vedi pag. 147
F6	DIN 43650 - B 10 mm 2 P. + GND H12		vedi pag. 148
G	DIN 43650 - C IND. 9.4 mm 2 P. + GND H6/12		vedi pag. 150
G5	DIN 43650 - C 8 mm 2 P. + GND H6/12		vedi pag. 149

OUT/IN

CAVO
CABLE

X	M23 Dritto Maschio <i>Axial Male</i>		vedi pag. 100
X1	M23 Dritto Femmina <i>Axial Female</i>		
X2	M23 90° Maschio <i>90° Male</i>		
X3	M23 90° Femmina <i>90° Female</i>		



OUT/IN

CAVO
CABLE

A	M12 Dritto Maschio <i>Axial Male</i>		vedi pag. 19-26
A1	M12 Dritto Femmina <i>Axial Female</i>		vedi pag. 19-26
B	M12 90° Maschio <i>90° Male</i>		vedi pag. 19-26
B1	M12 90° Femmina <i>90° Female</i>		vedi pag. 19-26
C	M8 Dritto Maschio <i>Axial Male</i>		vedi pag. 8-11, 18
C1	M8 Dritto Femmina <i>Axial Female</i>		vedi pag. 8-11, 18
D	M8 90° Maschio <i>90° Male</i>		vedi pag. 8-11, 18
D1	M8 90° Femmina <i>90° Female</i>		vedi pag. 8-11, 18

OUT/IN

CAVO
CABLE

E	DIN 43650 - A 18 mm 2 P. + GND H6/12		vedi pag. 146
F	DIN 43650 - B IND. 11 mm 2 P. + GND H6/12		vedi pag. 147
F5	DIN 43650 - B 10 mm 2 P. + GND H6		vedi pag. 147
F6	DIN 43650 - B 10 mm 2 P. + GND H12		vedi pag. 148
G	DIN 43650 - C IND. 9.4 mm 2 P. + GND H6/12		vedi pag. 150
G5	DIN 43650 - C 8 mm 2 P. + GND H6/12		vedi pag. 149

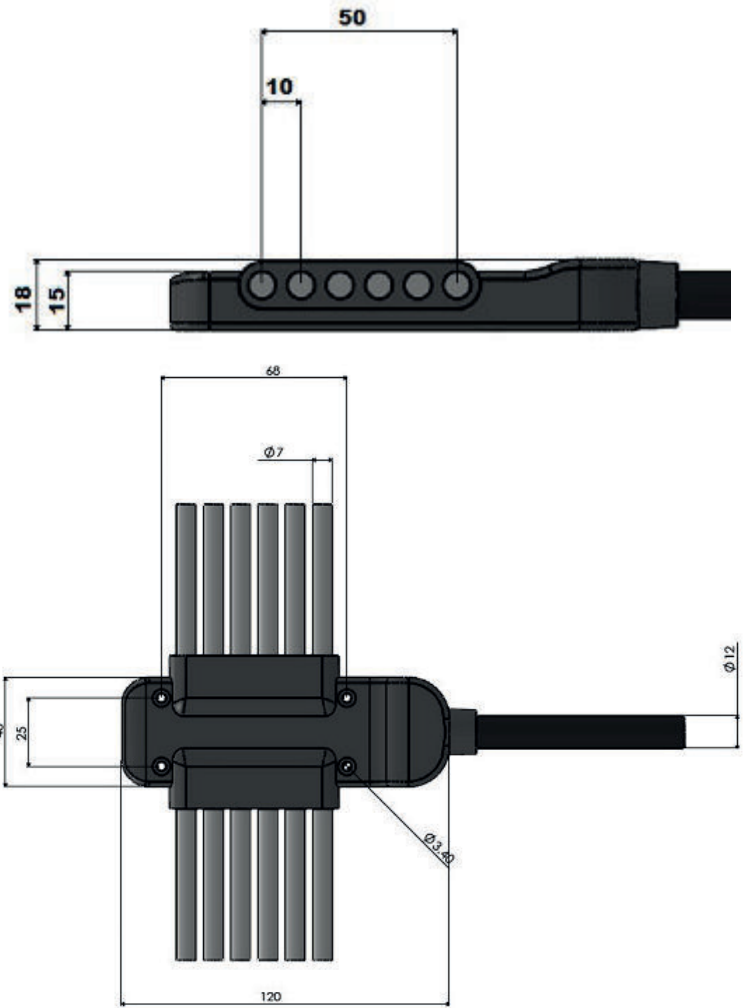

OUT/IN

CAVO
CABLE

X	M23 Dritto Maschio <i>Axial Male</i>		vedi pag. 100
X1	M23 Dritto Femmina <i>Axial Female</i>		
X2	M23 90° Maschio <i>90° Male</i>		
X3	M23 90° Femmina <i>90° Female</i>		

Per le lunghezze a richiesta il minimo quantitativo ordinabile è di 50 pz .

For on request length the minimum ordering is 50 pcs.



OUT/IN

CAVO
CABLE

<input type="checkbox"/> A	M12 Dritto Maschio <i>Axial Male</i>		vedi pag. 19-26
<input type="checkbox"/> A1	M12 Dritto Femmina <i>Axial Female</i>		vedi pag. 19-26
<input type="checkbox"/> B	M12 90° Maschio <i>90° Male</i>		vedi pag. 19-26
<input type="checkbox"/> B1	M12 90° Femmina <i>90° Female</i>		vedi pag. 19-26
<input type="checkbox"/> C	M8 Dritto Maschio <i>Axial Male</i>		vedi pag. 8-11, 18
<input type="checkbox"/> C1	M8 Dritto Femmina <i>Axial Female</i>		vedi pag. 8-11, 18
<input type="checkbox"/> D	M8 90° Maschio <i>90° Male</i>		vedi pag. 8-11, 18
<input type="checkbox"/> D1	M8 90° Femmina <i>90° Female</i>		vedi pag. 8-11, 18

OUT/IN

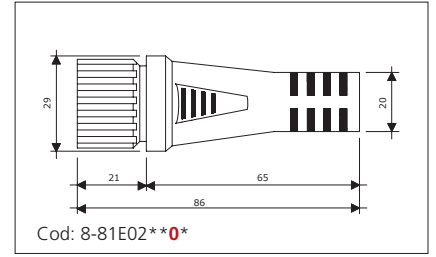
CAVO
CABLE

<input type="checkbox"/> E	DIN 43650 - A 18 mm 2 P. + GND H6/12		vedi pag. 146
<input type="checkbox"/> F	DIN 43650 - B IND. 11 mm 2 P. + GND H6/12		vedi pag. 147
<input type="checkbox"/> F5	DIN 43650 - B 10 mm 2 P. + GND H6		vedi pag. 147
<input type="checkbox"/> F6	DIN 43650 - B 10 mm 2 P. + GND H12		vedi pag. 148
<input type="checkbox"/> G	DIN 43650 - C IND. 9.4 mm 2 P. + GND H6/12		vedi pag. 150
<input type="checkbox"/> G5	DIN 43650 - C 8 mm 2 P. + GND H6/12		vedi pag. 149

OUT/IN

CAVO
CABLE

<input type="checkbox"/> X	M23 Dritto Maschio <i>Axial Male</i>		vedi pag. 100
<input type="checkbox"/> X1	M23 Dritto Femmina <i>Axial Female</i>		
<input type="checkbox"/> X2	M23 90° Maschio <i>90° Male</i>		
<input type="checkbox"/> X3	M23 90° Femmina <i>90° Female</i>		



12 POLI FEMMINA / 12 PINS FEMALE




Cod: 8-81E02**0**

TABELLA COLORI COLOURS TABLE

1	WH
2	GN
3	YE
4	GY
5	PK
6	RD
7	BK
8	VT
9	BU - 0,7
10	n.c.
11	BN - 0,75
12	YEGN - 0,75

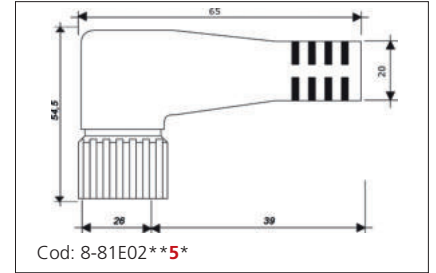
19 POLI FEMMINA / 19 PINS FEMALE



Cod: 8-81E02**5**

TABELLA COLORI COLOURS TABLE

1	VT
2	RD
3	GY
4	RDBU
5	GN
6	BU - 0,75
7	GYPK
8	WHGN
9	WHYE
10	WHGY
11	BK
12	YEGN - 0,75
13	YEBN
14	BNGN
15	WH
16	YE
17	PK
18	GYBN
19	BN - 0,75



CONFIGURAZIONI AGGIUNTIVE / MORE CONFIGURATIONS

Lunghezza variabile / Variable length

ON REQUEST

MATERIALI

Portacontatto in plastica, contatto tornito in ottone dorato, ghiera di tenuta meccanica in Ottone Nichelato, corpo in poliammide nero durezza shore 92H.
Grado di protezione: IP67.

MATERIALS

Plastic contact plug, turned contact with gold plating, metal ring nut in nickel-plated brass, body in black polyamide, shore hardness 92H.
Protection: IP67.

COMPOSIZIONE CODICE CODE COMPOSITION

Tipologia cavo (vedi cod. in tabella) Cable type (code like table)	Connettore (vedi disegno) Cable type (like drawing)
0 = PVC	0 = Diritto/Axial
5 = PUR	5 = 90°

8-81E02**	**	**	**
Poli (vedi col. conduttori) Poles (refer to coloring conductors)	lunghezza cavo cable length		
0 = 12 Poli/Poles	0 = 5 m		
1 = 19 Poli/Poles	1 = 10 m		
	2 = 15 m		

12 POLI / 12 POLES

19 POLI / 19 POLES

COD.	12 POLI / 12 POLES		19 POLI / 19 POLES	
	0	5	0	5
SPECIFICHE CAVO CABLE SPECIFICATIONS	CAVO PVC PVC CABLE	CAVO PUR PUR CABLE	CAVO PVC PVC CABLE	CAVO PUR PUR CABLE
Sezioni Sections	3 G 0.75 + 8 x 0.35	3 G 0.75 + 8 x 0.35	3 G 0.75 + 16 x 0.35	3 G 0.75 + 16 x 0.35
Diametri Diameter	5.5 +/- 0.1	7.0 +/- 0.2	10.4 +/- 0.1	10.5 +/- 0.1
Conduttori Conductor	PVC Classe 6 FLEX	PVC Classe 6 FLEX	PVC Classe 6 FLEX	PVC Classe 6 FLEX
Norme di riferimento Reference standards	AWM style 2464 CSA	AWM style 20233	AWM style 2464	AWM style 20233
Guaina Esterna Outer Jacket	PVC Black Flam Retardant	PUR Black Flam Retardant	PVC Black Flam Retardant	PUR Black Flam Retardant
Temperatura di esercizio Working temperature	-15 / +80°C Mobile App.	-15 / +80°C Mobile App.	-15 / +80°C Mobile App.	-15 / +80°C Mobile App.
Raggio di curvatura Bending radius	10 x Ø esterno	10 x Ø esterno	10 x Ø esterno	10 x Ø esterno
Schermatura Shield	---	---	---	---
Velocità di traslazione Traslation's speed	160 mt / min	220 mt / min	160 mt / min	220 mt / min
Accelerazione Acceleration	6 mt / secq	10 mt / secq	6 mt / secq	10 mt / secq

ETHERNET

ETHERNET

Connettori e Prolunghe per Reti Ethernet

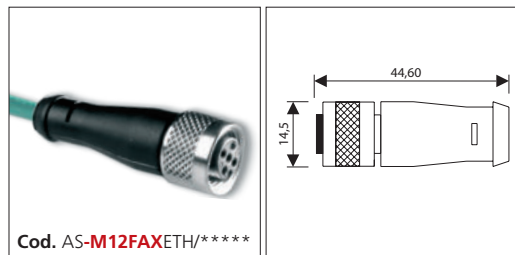
*Connectors and extenders
for Ethernet networks*



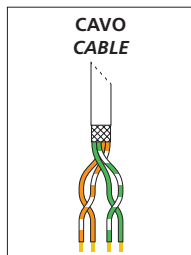
ETHERNET

ETHERNET

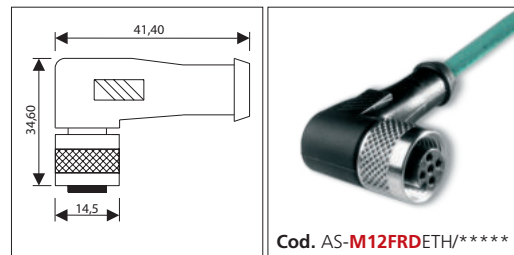
FEMMINA AX / FEMALE AX



Cod. AS-M12FAXETH/*****

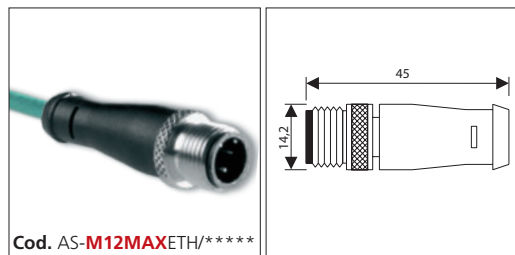


FEMMINA RD / FEMALE RD



Cod. AS-M12FRDETH/*****

MASCHIO AX / MALE AX



Cod. AS-M12MAXETH/*****

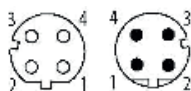
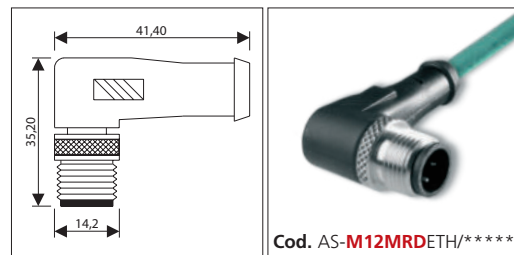


TABELLA COLORI COLOURS TABLE

1	TD+	WHOG
2	RD+	WHGN
3	TD-	OG
4	RD-	GN

CONNETTORE SCHERMATO SHIELDED CONNECTOR

MASCHIO RD / MALE RD



Cod. AS-M12MRDETH/*****

RJ45



Cod. AS-RJ45ETH/*****

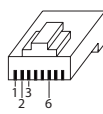
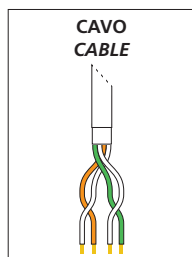
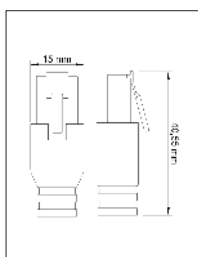


TABELLA COLORI COLOURS TABLE

1	TD+	WHOG
2	RD+	WHGN
3	TD-	OG
4	RD-	GN

CONNETTORE SCHERMATO SHIELDED CONNECTOR

COMPOSIZIONE CODICE CODE COMPOSITION

Tipologia cavo (vedi cod. in tabella) Cable type (code like table)

Cod. (vedi disegno) Code (like drawing)

AS-***ETH/050***

lunghezza cavo cable length
001 = 10 cm
010 = 1 m
100 = 10 m

CONFIGURAZIONI AGGIUNTIVE MORE CONFIGURATIONS

X = ghiera inox / inox ring nut

CONFIGURAZIONI AGGIUNTIVE / MORE CONFIGURATIONS

Ghiera Inox AISI 304 / Inox AISI 304 Ring Nut min. 50 pcs **X**

MATERIALI M12

Portacontatto in ABS V0 UL94 autoestinguente, contatto tornito in ottone dorato AU03 (maschio) o stampato in bronzo fosforoso e doratura gold flash (femmina), ghiera di tenuta meccanica in Ottone Nichelato, corpo in poliammide nero durezza shore 92H. O-ring di tenuta in Viton (femmina)

MATERIALS M12

Contact plug in self-extinguishing ABS UL94, turned contact with gold plating AU03 (male) or phosphorouse bronze contact with gold flash (female), metal ring nut in nickel-plated brass, body in black polyamide, shore hardness 92H. O-ring in Viton (female).

SPECIFICHE TECNICHE M12	TECHNICAL SPECIFICATIONS M12
Normativa di riferimento	Reference standards IEC 61076-2-101
Corrente Nominale	Nominal Currents 4 A
Tensione Nominale	Nominal Voltage 250 V AC-DC
Grado di protezione	Protection Class IP67
Resistività di massa	Resistance ≤ 5mΩ
Temperatura di esercizio (connettore)	Working Temperature -20/+80°C Fix Install

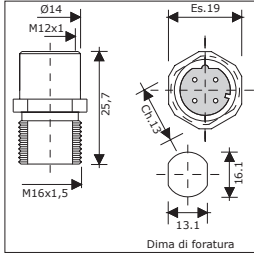
ETHERNET 4 POLES (2 PAIR)

COD.	(F)	(M)
SPECIFICHE CAVO CABLE SPECIFICATIONS	CAVO PUR POSA FISSA PUR FIXED INSTALL. CABLE	CAVO PUR POSA MOBILE PUR DYNAMIC INSTALL. CABLE
Sezioni Sections	2 x 2 x 24AWG SN/ST	2 x 2 x 24AWG SN/ST
Diametri Diameter	6.0 +/- 0.2	5.8 +/- 0.2
Guaina Esterna Outer Jacket	PUR Green Ral 6016 Oil resistant STYLE 20549 Flam retardant FT1 Halogen Free	PUR Green Ral 6016 Oil resistant STYLE 20549 Flam retardant FT1 Halogen Free
Norme di riferimento Reference standards	Desina CAT 5E	Desina CAT 5E
Caratteristiche elettriche Electrical characteristics	Nominal capacity 50 pF/m Impedence 100 ohm +/- 15 Transmission speed up to 100 mt - 100 Mbit/s	Nominal capacity 50 pF/m Impedence 100 ohm +/- 15 Transmission speed up to 100 mt - 100 Mbit/s
Temperatura di lavoro Work range	-40 / +80°C Static App.	-50 / +80°C Static App. -40 / +80°C Dynamic App.
Raggio di curvatura Bending radius	8 x Ø esterno	10 x Ø esterno
Schermatura Shield	I - in poliestere / alluminio II - A treccia - Copertura ≥ 85% Braided coverage ≥ 85%	I - in poliestere / alluminio II - A treccia - Copertura ≥ 90% Braided coverage ≥ 90%
Velocità di traslazione Traslation's speed	---	200 m / min
Accelerazione Acceleration	---	10 m / secq

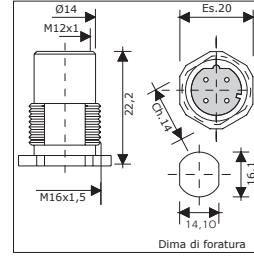
ETHERNET

ETHERNET

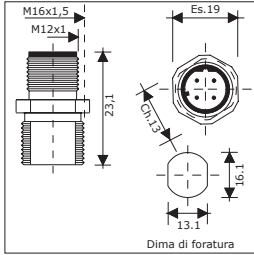
FEMMINA montaggio frontale con cavo FEMALE front mounting with cable



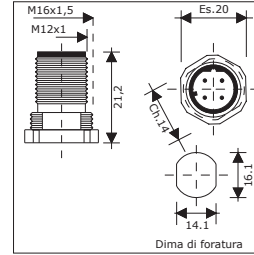
FEMMINA montaggio posteriore con cavo FEMALE rear mounting with cable



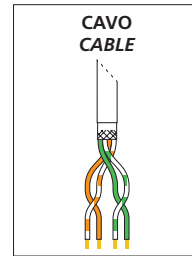
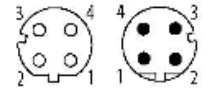
MASCHIO montaggio frontale con cavo MALE front mounting with cable



MASCHIO montaggio posteriore con cavo MALE rear mounting with cable



COMPOSIZIONE CODICE CODE COMPOSITION	CONFIGURAZIONI AGGIUNTIVE MORE CONFIGURATIONS
Tipologia cavo (vedi cod. in tabella) Cable type (code like table) Cod. (vedi disegno) Code (like drawing)	
AS-ETH*****/050*	
lunghezza cavo cable length 001 = 10 cm 010 = 1 m 100 = 10 m	X = ghiera inox / inox ring nut



NOTA: Il prodotto è completo di dado e o-ring per fissaggio al pannello.
NOTE: The product is sold with o-ring and fixing nut.

CONFIGURAZIONI AGGIUNTIVE / MORE CONFIGURATIONS		
Ghiera Inox AISI 304 / Inox AISI 304 Ring Nut	min. 50 pcs	X

MATERIALI
 Portacontatto in ABS V0 UL94 autoestinguente, contatto tornito in ottone dorato AU03 (maschio) o stampato in bronzo fosforoso e doratura gold flash (femmina), ghiera di tenuta meccanica in Ottone Nichelato. O-ring di tenuta in Viton (femmina)

MATERIALS
 Contact plug in self-extinguishing ABS UL94, turned contact with gold plating AU03 (male) or phosphorous bronze contact with gold flash (female), metal ring nut in nickel-plated brass. O-ring in Viton (female).

SPECIFICHE TECNICHE	TECHNICAL SPECIFICATIONS
Normativa di riferimento	Reference standards IEC 61076-2-101
Corrente Nominale	Nominal Currents 4 A
Tensione Nominale	Nominal Voltage 250 V AC-DC
Grado di protezione	Protection Class IP67
Resistività di massa	Resistance ≤ 5mΩ
Temperatura di esercizio (connettore)	Working Temperature -20/+80°C Fix Install

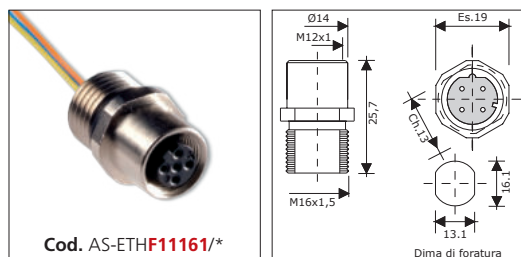
ETHERNET 4 POLES (2 PAIR)

COD.	(F)	(M)
	SPECIFICHE CAVO CABLE SPECIFICATIONS	CAVO PUR POSA FISSA PUR FIXED INSTALL. CABLE
Sezioni Sections	2 x 2 x 24AWG SN/ST	2 x 2 x 24AWG SN/ST
Diametri Diameter	6.0 +/- 0.2	5.8 +/- 0.2
Guaina Esterna Outer Jacket	PUR Green Ral 6016 Oil resistant STYLE 20549 Flam retardant FT1 Halogen Free	PUR Green Ral 6016 Oil resistant STYLE 20549 Flam retardant FT1 Halogen Free
Norme di riferimento Reference standards	Desina CAT 5E	Desina CAT 5E
Caratteristiche elettriche Electrical characteristics	Nominal capacity 50 pF/m Impedence 100 ohm +/- 15 Transmission speed up to 100 mt - 100 Mbit/s	Nominal capacity 50 pF/m Impedence 100 ohm +/- 15 Transmission speed up to 100 mt - 100 Mbit/s
Temperatura di lavoro Work range	-40 / +80°C Static App.	-50 / +80°C Static App. -40 / +80°C Dynamic App.
Raggio di curvatura Bending radius	8 x Ø esterno	10 x Ø esterno
Schermatura Shield	I - in poliestere / alluminio II - A treccia - Copertura ≥ 85% Braided coverage ≥ 85%	I - in poliestere / alluminio II - A treccia - Copertura ≥ 90% Braided coverage ≥ 90%
Velocità di traslazione Traslation's speed	---	200 m / min
Accelerazione Acceleration	---	10 m / secq

ETHERNET

FEMMINA montaggio frontale con cavi unipolari

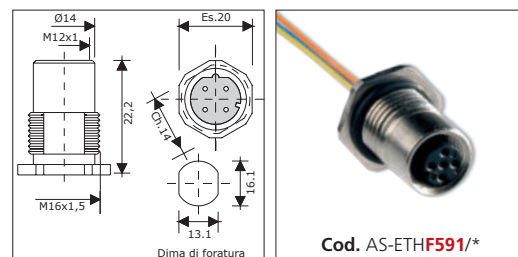
FEMALE front mounting single wire



ETHERNET

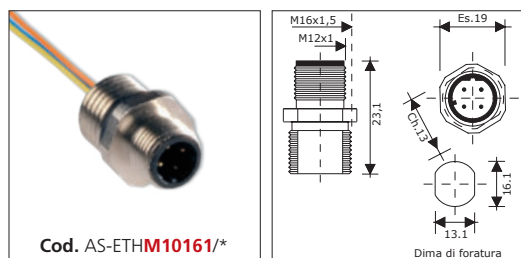
FEMMINA montaggio posteriore con cavi unipolari

FEMALE rear mounting single wire



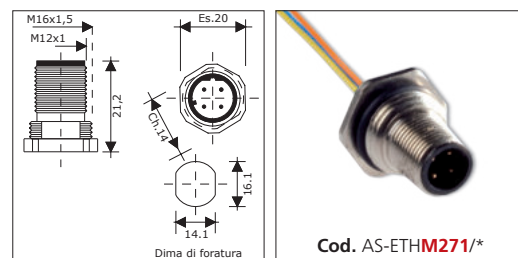
MASCHIO montaggio frontale con cavi unipolari

MALE front mounting single wire



MASCHIO montaggio posteriore con cavi unipolari

MALE rear mounting single wire



COMPOSIZIONE CODICE CODE COMPOSITION	CONFIGURAZIONI AGGIUNTIVE MORE CONFIGURATIONS
Cod. (vedi disegno) Code (like drawing)	
AS-ETH****/*	X = ghiera inox / inox ring nut

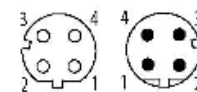


TABELLA COLORI COLOURS TABLE			
1	TD+		WHOG
2	RD+		WHGN
3	TD-		OG
4	RD-		GN

NOTA: Il prodotto è completo di dado e o-ring per fissaggio al pannello.

NOTE: The product is sold with o-ring and fixing nut.

CONFIGURAZIONI AGGIUNTIVE / MORE CONFIGURATIONS

Ghiera Inox AISI 304 / Inox AISI 304 Ring Nut min. 50 pcs X

MATERIALI

Portacontatto in ABS V0 UL94 autoestinguente, contatto tornito in ottone dorato AU03 (maschio) o stampato in bronzo fosforoso e doratura gold flash (femmina), ghiera di tenuta meccanica in Ottone Nichelato. O-ring di tenuta in Viton (femmina)

MATERIALS

Contact plug in self-extinguishing ABS UL94, turned contact with gold plating AU03 (male) or phosphorous bronze contact with gold flash (female), metal ring nut in nickel-plated brass. O-ring in Viton (female).

SPECIFICHE CAVI UNIPOLARI / SINGLE WIRE SPECIFICATION

Guaina	Jacket	Poliolefina / Polyolefin
Tensione	Voltage	300 V
Sezione	Section	1x2 x awg 24 (twisted pair)
Ø Esterno	Ø External	1.90 +/- 0.1
Temperatura	Temperature	+5/+70°C

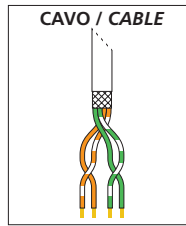

SPECIFICHE TECNICHE

TECHNICAL SPECIFICATIONS

Normativa di riferimento	Reference standards	IEC 61076-2-101
Corrente Nominale	Nominal Currents	4 A
Tensione Nominale	Nominal Voltage	250 V AC-DC
Grado di protezione	Protection Class	IP67
Resistività di massa	Resistance	≤ 5mΩ
Temperatura di esercizio (connettore)	Working Temperature	-20/+80°C Fix Install

ETHERNET

ETHERNET



PROLUNGHE DIRITTE / LINE EXTENDERS

A			B		
M 12	RJ45		M12	RJ45	
1	1	TD+	1	1	WHOG
2	3	RD+	2	3	WHGN
3	2	TD-	3	2	OG
4	6	RD-	4	6	GN

CONNETTORE SCHERMATO / SHIELDED CONNECTOR

		A							
		M12				RJ 45			
		M AX	M RD	F AX	F RD	M 273	F 593	RJ 45	
B	RJ 45		53	54	55	56	58	60	69
	M12		08	15	21	26	71	73	
			06	13	19	24	78		
			04	11	17	22			
			03	10	16				
			02	09					
	01								

COMPOSIZIONE CODICE / CODE COMPOSITION

Tipologia cavo (vedi cod. in tabella) / Cable type (code like table)

Cod. (vedi tabella) / Code (like tab)

AS-PLETH050/***

lunghezza cavo / cable length
 001 = 10 cm
 010 = 1 m
 100 = 10 m

CONFIGURAZIONI AGGIUNTIVE / MORE CONFIGURATIONS

X = ghiera inox / inox ring nut

ETHERNET 4 POLES (2 PAIR)

COD.	(F)	(M)
SPECIFICHE CAVO / CABLE SPECIFICATIONS	CAVO PUR POSA FISSA / PUR FIXED INSTALL. CABLE	CAVO PUR POSA MOBILE / PUR DYNAMIC INSTALL. CABLE
Sezioni / Sections	2 x 2 x 24AWG SNST	2 x 2 x 24AWG SNST
Diametri / Diameter	6.0 +/- 0.2	5.8 +/- 0.2
Guaina Esterna / Outer Jacket	PUR Green Ral 6016 Oil resistant STYLE 20549 Flam retardant FT1 Halogen Free	PUR Green Ral 6016 Oil resistant STYLE 20549 Flam retardant FT1 Halogen Free
Norme di riferimento / Reference standards	Desina CAT 5E	Desina CAT 5E
Caratteristiche elettriche / Electrical characteristics	Nominal capacity 50 pF/m Impedence 100 ohm +/- 15 Transmission speed up to 100 mt - 100 Mbit/s	Nominal capacity 50 pF/m Impedence 100 ohm +/- 15 Transmission speed up to 100 mt - 100 Mbit/s
Temperatura di lavoro / Work range	-40 / +80°C Static App.	-50 / +80°C Static App. -40 / +80°C Dynamic App.
Raggio di curvatura / Bending radius	8 x Ø esterno	10 x Ø esterno
Schermatura / Shield	I - in poliestere / alluminio II - A treccia - Copertura ≥ 85% Braided coverage ≥ 85%	I - in poliestere / alluminio II - A treccia - Copertura ≥ 90% Braided coverage ≥ 90%
Velocità di traslazione / Traslation's speed	---	200 m / min
Accelerazione / Acceleration	---	10 m / secq

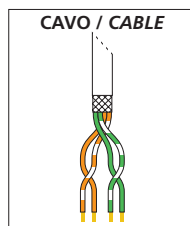

CONFIGURAZIONI AGGIUNTIVE / MORE CONFIGURATIONS

Ghiera Inox AISI 304 / Inox AISI 304 Ring Nut min. 50 pcs **X**

SPECIFICHE TECNICHE M12	TECHNICAL SPECIFICATIONS M12
Normativa di riferimento	Reference standards IEC 61076-2-101
Corrente Nominale	Nominal Currents 4 A
Tensione Nominale	Nominal Voltage 250 V AC-DC
Grado di protezione	Protection Class IP67
Resistività di massa	Resistance ≤ 5mΩ
Temperatura di esercizio (connettore)	Working Temperature -20/+80°C Fix Install

ETHERNET

ETHERNET



PROLUNGHE INCROCIATE / CROSSED EXTENDERS									
A					B				
M 12	RJ45				M12	RJ45			
1	1	TD+		WHOG	2	3			
2	3	RD+		WHGN	1	1			
3	2	TD-		OG	4	6			
4	6	RD-		GN	3	2			

CONNETTORE SCHERMATO / SHIELDED CONNECTOR

		A							
		M12					RJ45		
		M AX	M RD	F AX	F RD	M 273	F 593	RJ45	
B	RJ45		61	62	63	64	66	68	80
	M12		34	41	47	52	82	84	
			32	39	45	50	89		
			30	37	43	48			
			29	36	42				
			28	35					
			27						

COMPOSIZIONE CODICE / CODE COMPOSITION

Tipologia cavo (vedi cod. in tabella)
Cable type (code like table)

Cod. (vedi tabella)
Code (like tab)

AS-PLETH050/***

lunghezza cavo
cable length
001 = 10 cm
010 = 1 m
100 = 10 m

CONFIGURAZIONI AGGIUNTIVE / MORE CONFIGURATIONS

X = ghiera inox / inox ring nut

CONFIGURAZIONI AGGIUNTIVE / MORE CONFIGURATIONS

Ghiera Inox AISI 304 / InOX AISI 304 Ring Nut min. 50 pcs **X**

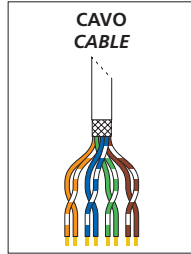
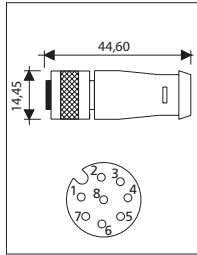
SPECIFICHE TECNICHE M12	TECHNICAL SPECIFICATIONS M12
Normativa di riferimento	Reference standards IEC 61076-2-101
Corrente Nominale	Nominal Currents 4 A
Tensione Nominale	Nominal Voltage 250 V AC-DC
Grado di protezione	Protection Class IP67
Resistività di massa	Resistance ≤ 5mΩ
Temperatura di esercizio (connettore)	Working Temperature -20/+80°C Fix Install

ETHERNET 4 POLES (2 PAIR)

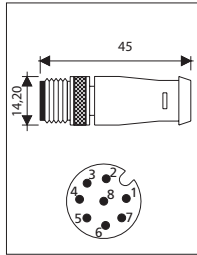
COD.	(F)	(M)
SPECIFICHE CAVO / CABLE SPECIFICATIONS	CAVO PUR POSA FISSA / PUR FIXED INSTALL. CABLE	CAVO PUR POSA MOBILE / PUR DYNAMIC INSTALL. CABLE
Sezioni / Sections	2 x 2 x 24AWG SN/ST	2 x 2 x 24AWG SN/ST
Diametri / Diameter	6.0 +/- 0.2	5.8 +/- 0.2
Guaina Esterna / Outer Jacket	PUR Green Ral 6016 Oil resistant STYLE 20549 Flam retardant FT1 Halogen Free	PUR Green Ral 6016 Oil resistant STYLE 20549 Flam retardant FT1 Halogen Free
Norme di riferimento / Reference standards	Desina CAT 5E	Desina CAT 5E
Caratteristiche elettriche / Electrical characteristics	Nominal capacity 50 pF/m Impedence 100 ohm +/- 15 Transmission speed up to 100 mt - 100 Mbit/s	Nominal capacity 50 pF/m Impedence 100 ohm +/- 15 Transmission speed up to 100 mt - 100 Mbit/s
Temperatura di lavoro / Work range	-40 / +80°C Static App.	-50 / +80°C Static App. -40 / +80°C Dynamic App.
Raggio di curvatura / Bending radius	8 x Ø esterno	10 x Ø esterno
Schermatura / Shield	I - in poliestere / alluminio II - A treccia - Copertura ≥ 85% Braided coverage ≥ 85%	I - in poliestere / alluminio II - A treccia - Copertura ≥ 90% Braided coverage ≥ 90%
Velocità di traslazione / Traslation's speed	---	200 m / min
Accelerazione / Acceleration	---	10 m / secq

ETHERNET

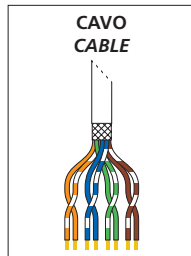
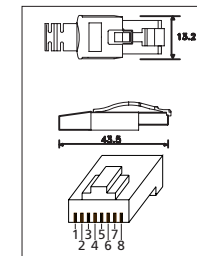
FEMMINA AX / FEMALE AX



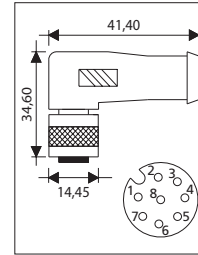
MASCHIO AX / MALE AX



RJ45



FEMMINA RD / FEMALE RD



MASCHIO RD / MALE RD

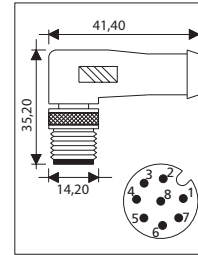


TABELLA COLORI COLOURS TABLE

6	WHOG
4	OG
1	WHBU
7	BU
5	WHGN
8	GN
2	WHBN
3	BN

CONNETTORE SCHERMATO SHIELDED CONNECTOR

TABELLA COLORI COLOURS TABLE

1	WHOG
2	OG
5	WHBU
4	BU
3	WHGN
6	GN
7	WHBN
8	BN

CONNETTORE SCHERMATO SHIELDED CONNECTOR

COMPOSIZIONE CODICE CODE COMPOSITION

Tipologia cavo (vedi cod. in tabella) Cable type (code like table)

Cod. (vedi disegno) Code (like drawing)

AS-****8ETH/050*

lunghezza cavo cable length
001 = 10 cm
010 = 1 m
100 = 10 m

CONFIGURAZIONI AGGIUNTIVE MORE CONFIGURATIONS

X = ghiera inox / Inox ring nut

CONFIGURAZIONI AGGIUNTIVE / MORE CONFIGURATIONS

Ghiera Inox AISI 304 / InOX AISI 304 Ring Nut min. 50 pcs **X**

MATERIALI M12

Portacontatto in ABS V0 UL94 autoestinguente, contatto tornito in ottone dorato AU03, ghiera di tenuta meccanica in Ottone Nichelato, corpo in poliammide nero durezza shore 92H, o-ring di tenuta in Viton (solo x versione femmina).

MATERIALS M12

Contact plug in self-extinguishing ABS UL94, turned contact with gold plating AU03, metal ring nut in nickel-plated brass, body in black polyamide, shore hardness 92H, o-ring in Viton (only for female connector).

SPECIFICHE TECNICHE M12	TECHNICAL SPECIFICATIONS M12
Normativa di riferimento	Reference standards IEC 61076-2-101
Corrente Nominale	Nominal Currents 2 A
Tensione Nominale	Nominal Voltage 30 V AC-DC
Grado di protezione	Protection Class IP67
Resistività di massa	Resistance ≤ 5mΩ
Temperatura di esercizio (connettore)	Working Temperature -20/+80°C Fix Install

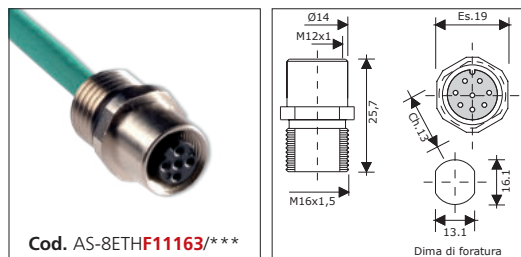
ETHERNET 8 POLES (4 PAIRS)

COD.	(F)	(M)
SPECIFICHE CAVO CABLE SPECIFICATIONS	CAVO PVC POSA FISSA PVC FIXED INSTALL. CABLE	CAVO PUR POSA MOBILE PUR DYNAMIC INSTALL. CABLE
Sezioni Sections	4 x 2 x 24AWG SN/ST	4 x 2 x 26AWG SN/ST
Diametri Diameter	6.3 +/- 0.2	6.6 +/- 0.2
Guaina Esterna Outer Jacket	PVC Green Ral 6016 Oil resistant STYLE 2571 Flam retardant FT1	PUR Green Ral 5021 Oil resistant STYLE 20233 Flam retardant FT1 Halogen Free
Norme di riferimento Reference standards	CAT 5E	CAT 5E
Caratteristiche elettriche Electrical characteristics	Nominal Capacity 50 pf/m Nominal Impedence 100 ohm +/- 15	Nominal Capacity 48 pf/m Nominal Impedence 100 ohm +/- 15
Temperatura di lavoro Work range	-30 / +80°C Static App.	-40 / +80°C Static App. -20 / +60°C Dynamic App.
Raggio di curvatura Bending radius	10 x Ø esterno	10 x Ø esterno
Schermatura Shield	A treccia - Copertura ≥ 85% Braided coverage ≥ 85%	A treccia - Copertura ≥ 85% Braided coverage ≥ 85%
Velocità di traslazione Traslation's speed	---	200 m / min
Accelerazione Acceleration	---	10 m / secq

ETHERNET

FEMMINA montaggio frontale con cavo

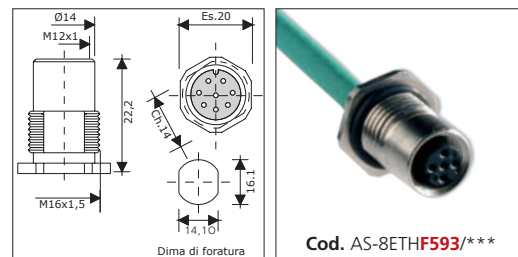
FEMALE front mounting with cable



Cod. AS-8ETHF11163/***

FEMMINA montaggio posteriore con cavo

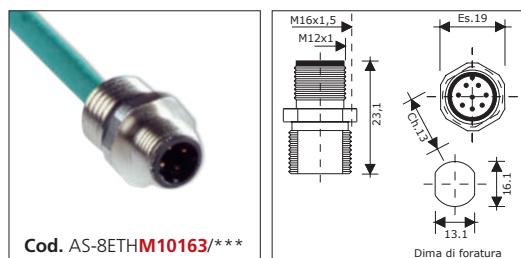
FEMALE rear mounting with cable



Cod. AS-8ETHF593/***

MASCHIO montaggio frontale con cavo

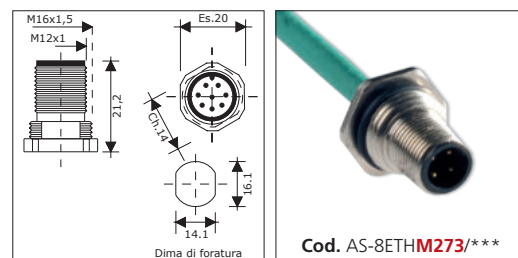
MALE front mounting with cable



Cod. AS-8ETHM10163/***

MASCHIO montaggio posteriore con cavo

MALE rear mounting with cable



Cod. AS-8ETHM273/***

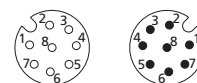
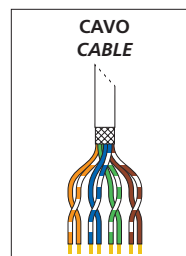


TABELLA COLORI

COLOURS TABLE

6		WHOG
4		OG
1		WHBU
7		BU
5		WHGN
8		GN
2		WHBN
3		BN

CONNETTORE SCHERMATO
SHIELDED CONNECTOR



COMPOSIZIONE CODICE CODE COMPOSITION	CONFIGURAZIONI AGGIUNTIVE MORE CONFIGURATIONS
<p>Tipologia cavo (vedi cod. in tabella) Cable type (code like table)</p> <p>Cod. (vedi disegno) Code (like drawing)</p> <p>AS-8ETH*****/050*</p> <p>lunghezza cavo cable length 001 = 10 cm 010 = 1 m 100 = 10 m</p>	<p>X = ghiera inox / inox ring nut</p>

NOTA: Il prodotto è completo di dado e o-ring per fissaggio al pannello.
NOTE: The product is sold with o-ring and fixing nut.

CONFIGURAZIONI AGGIUNTIVE / MORE CONFIGURATIONS		
Ghiera Inox AISI 304 / Inox AISI 304 Ring Nut	min. 50 pcs	X

MATERIALI
Portacontatto in ABS V0 UL94 autoestinguente, contatto tornito in ottone dorato AU03, ghiera di tenuta meccanica in Ottone Nichelato, o-ring di tenuta in Viton (solo x versione femmina).

MATERIALS
Contact plug in self-extinguishing ABS UL94, turned contact with gold plating AU03, metal ring nut in nickel-plated brass, o-ring in Viton (only for female connector).

SPECIFICHE TECNICHE	TECHNICAL SPECIFICATIONS
Normativa di riferimento	Reference standards IEC 61076-2-101
Corrente Nominale	Nominal Currents 2 A
Tensione Nominale	Nominal Voltage 30 V AC-DC
Grado di protezione	Protection Class IP67
Resistività di massa	Resistance ≤ 5mΩ
Temperatura di esercizio (connettore)	Working Temperature -20/+80°C Fix Install

ETHERNET 8 POLES (4 PAIRS)

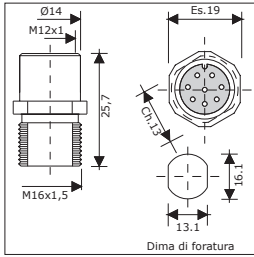
COD.	(F)	(M)
SPECIFICHE CAVO CABLE SPECIFICATIONS	CAVO PVC POSA FISSA PVC FIXED INSTALL. CABLE	CAVO PUR POSA MOBILE PUR DYNAMIC INSTALL. CABLE
Sezioni Sections	4 x 2 x 24AWG SNST	4 x 2 x 26AWG SNST
Diametri Diameter	6.3 +/- 0.2	6.6 +/- 0.2
Guaina Esterna Outer Jacket	PVC Green Ral 6016 Oil resistant STYLE 2571 Flam retardant FT1	PUR Green Ral 5021 Oil resistant STYLE 20233 Flam retardant FT1 Halogen Free
Norme di riferimento Reference standards	CAT 5E	CAT 5E
Caratteristiche elettriche Electrical characteristics	Nominal Capacity 50 pf/m Nominal Impedence 100 ohm +/- 15	Nominal Capacity 48 pf/m Nominal Impedence 100 ohm +/- 15
Temperatura di lavoro Work range	-30 / +80°C Static App.	-40 / +80°C Static App. -20 / +60°C Dynamic App.
Raggio di curvatura Bending radius	10 x Ø esterno	10 x Ø esterno
Schermatura Shield	A treccia - Copertura ≥ 85% Braided coverage ≥ 85%	A treccia - Copertura ≥ 85% Braided coverage ≥ 85%
Velocità di traslazione Traslation's speed	---	200 m / min
Accelerazione Acceleration	---	10 m / seqq

ETHERNET

ETHERNET

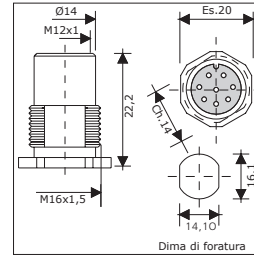
FEMMINA montaggio frontale con cavi unipolari

FEMALE front mounting single wire



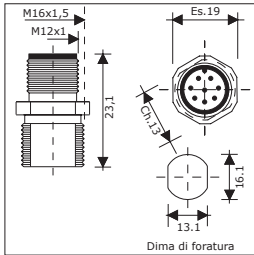
FEMMINA montaggio posteriore con cavi unipolari

FEMALE rear mounting single wire



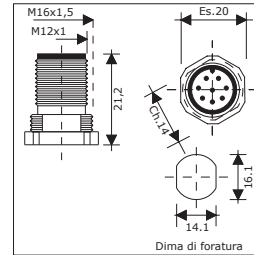
MASCHIO montaggio frontale con cavi unipolari

MALE front mounting single wire



MASCHIO montaggio posteriore con cavi unipolari

MALE rear mounting single wire



COMPOSIZIONE CODICE CODE COMPOSITION	CONFIGURAZIONI AGGIUNTIVE MORE CONFIGURATIONS
Cod. (vedi disegno) Code (like drawing) AS-8ETH****/*	X = ghiera inox / inox ring nut

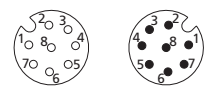


TABELLA COLORI COLOURS TABLE		
6		WHOG
4		OG
1		WHBU
7		BU
5		WHGN
8		GN
2		WHBN
3		BN

NOTA: Il prodotto è completo di dado e o-ring per fissaggio al pannello.

NOTE: The product is sold with o-ring and fixing nut.

CONFIGURAZIONI AGGIUNTIVE / MORE CONFIGURATIONS

Ghiera Inox AISI 304 / *Inox AISI 304 Ring Nut* min. 50 pcs **X**

MATERIALI

Portacontatto in ABS V0 UL94 autoestinguente, contatto tornito in ottone dorato AU03, ghiera di tenuta meccanica in Ottone Nichelato, o-ring di tenuta in Viton (solo x versione femmina).

MATERIALS

Contact plug in self-extinguishing ABS UL94, turned contact with gold plating AU03, metal ring nut in nickel-plated brass, o-ring in Viton (only for female connector).

SPECIFICHE CAVI UNIPOLARI / SINGLE WIRE SPECIFICATION

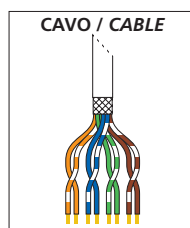

Guaina	Jacket	Poliiolefina / Polyolefin
Tensione	Voltage	300 V
Sezione	Section	1x2 x awg 24/26 (twisted pair)
Ø Esterno	Ø External	1.90 +/- 0.1
Temperatura	Temperature	+5/+70°C

SPECIFICHE TECNICHE / TECHNICAL SPECIFICATIONS

Normativa di riferimento	Reference standards	IEC 61076-2-101
Corrente Nominale	Nominal Currents	2 A
Tensione Nominale	Nominal Voltage	30 V AC-DC
Grado di protezione	Protection Class	IP67
Resistività di massa	Resistance	≤ 5mΩ
Temperatura di esercizio (connettore)	Working Temperature	-20/+80°C Fix Install

ETHERNET

ETHERNET



PROLUNGHE DIRITTE / LINE EXTENDERS							
A				B			
M12	RJ45			M12	RJ45		
6	1		WHOG	6	1		
4	2		OG	4	2		
1	5		WHBU	1	5		
7	4		BU	7	4		
5	3		WHGN	5	3		
8	6		GN	8	6		
2	7		WHBN	2	7		
3	8		BN	3	8		

CONNETTORE SCHERMATO / SHIELDED CONNECTOR

		A							
		M12						RJ45	
		M AX	M RD	F AX	F RD	M 273	F 593	RJ 45	
B	RJ 45		53	54	55	56	58	60	69
	M12	F 593		08	15	21	26	71	73
		M 273		06	13	19	24	78	
		F RD		04	11	17	22		
		F AX		03	10	16			
		M RD		02	09				
		M AX		01					

COMPOSIZIONE CODICE / CODE COMPOSITION

Tipologia cavo (vedi cod. in tabella)
Cable type (code like table)

Cod. (vedi tabella)
Code (like tab)

AS-PL8ETH050/* ***

lunghezza cavo
cable length
001 = 10 cm
010 = 1 m
100 = 10 m

CONFIGURAZIONI AGGIUNTIVE / MORE CONFIGURATIONS

X = ghiera inox / inox ring nut

ETHERNET 8 POLES (4 PAIRS)

COD.	(F)	(M)
SPECIFICHE CAVO / CABLE SPECIFICATIONS	CAVO PVC POSA FISSA / PVC FIXED INSTALL. CABLE	CAVO PUR POSA MOBILE / PUR DYNAMIC INSTALL. CABLE
Sezioni / Sections	4 x 2 x 24AWG SNST	4 x 2 x 26AWG SNST
Diametri / Diameter	6.3 +/- 0.2	6.6 +/- 0.2
Guaina Esterna / Outer Jacket	PVC Green Ral 6016 Oil resistant STYLE 2571 Flam retardant FT1	PUR Green Ral 5021 Oil resistant STYLE 20233 Flam retardant FT1 Halogen Free
Norme di riferimento / Reference standards	CAT 5E	CAT 5E
Caratteristiche elettriche / Electrical characteristics	Nominal Capacity 50 pF/m Nominal Impedance 100 ohm +/- 15	Nominal Capacity 48 pF/m Nominal Impedance 100 ohm +/- 15
Temperatura di lavoro / Work range	-30 / +80°C Static App.	-40 / +80°C Static App. -20 / +60°C Dynamic App.
Raggio di curvatura / Bending radius	10 x Ø esterno	10 x Ø esterno
Schermatura / Shield	A treccia - Copertura ≥ 85% Braided coverage ≥ 85%	A treccia - Copertura ≥ 85% Braided coverage ≥ 85%
Velocità di traslazione / Traslation's speed	---	200 m / min
Accelerazione / Acceleration	---	10 m / secq

CONFIGURAZIONI AGGIUNTIVE / MORE CONFIGURATIONS

Ghiera Inox AISI 304 / Inox AISI 304 Ring Nut min. 50 pcs **X**

SPECIFICHE TECNICHE M12	TECHNICAL SPECIFICATIONS M12
Normativa di riferimento	Reference standards IEC 61076-2-101
Corrente Nominale	Nominal Currents 2 A
Tensione Nominale	Nominal Voltage 30 V AC-DC
Grado di protezione	Protection Class IP67
Resistività di massa	Resistance ≤ 5mΩ
Temperatura di esercizio (connettore)	Working Temperature -20/+80°C Fix Install

PROFINET



ETHERCAT

PROFINET

ETHERCAT

Connettori e Prolunghe per Reti Profinet / Ethercat

*Connectors and extenders
for Profinet / Ethercat networks*



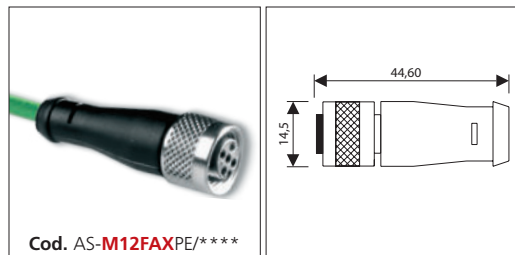
PROFINET

ETHERCAT

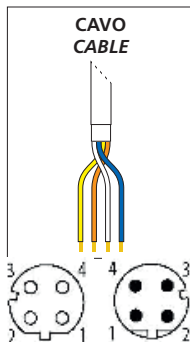
PROFINET

ETHERCAT


FEMMINA AX / FEMALE AX



Cod. AS-M12FAXPE/****



MASCHIO AX / MALE AX



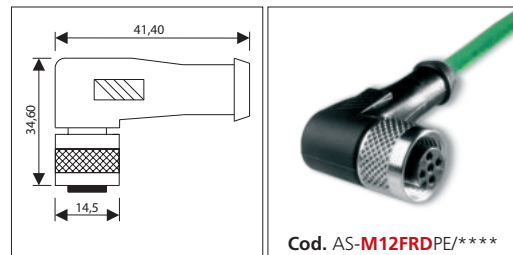
Cod. AS-M12MAXPE/****

TABELLA COLORI COLOURS TABLE

1	TD+	Yellow	YE
3	TD-	Orange	OG
2	RD+	White	WH
4	RD-	Blue	BU

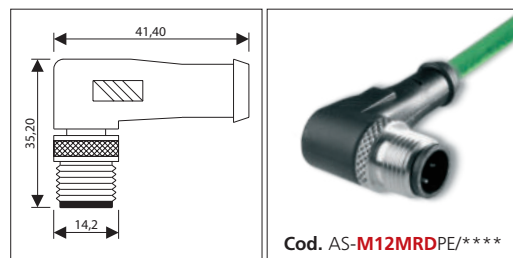
CONNETTORE SCHERMATO SHIELDED CONNECTOR

FEMMINA RD / FEMALE RD




Cod. AS-M12FRDPE/****

MASCHIO RD / MALE RD



Cod. AS-M12MRDPE/****

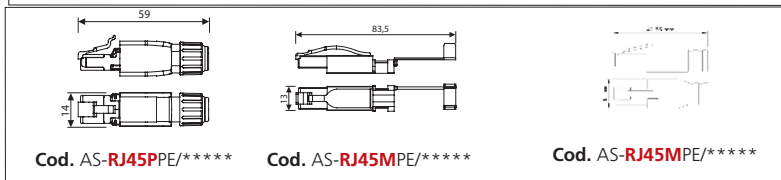
RJ45 PLASTIC, METAL AND OVERMOLDED



Cod. AS-RJ45PPE/*****

Cod. AS-RJ45MPE/*****

Cod. AS-RJ45PE/*****



Cod. AS-RJ45PPE/*****

Cod. AS-RJ45MPE/*****

Cod. AS-RJ45PE/*****

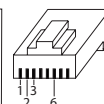


TABELLA COLORI COLOURS TABLE

1	TD+	Yellow	YE
2	TD-	Orange	OG
3	RD+	White	WH
6	RD-	Blue	BU

CONNETTORE SCHERMATO SHIELDED CONNECTOR

COMPOSIZIONE CODICE CODE COMPOSITION

Tipologia cavo (vedi cod. in tabella) Cable type (code like table)

Cod. (vedi disegno) Code (like drawing)

AS-***PE/050***

lunghezza cavo cable length
001 = 10 cm
010 = 1 m
100 = 10 m

CONFIGURAZIONI AGGIUNTIVE MORE CONFIGURATIONS

X = ghiera inox / inox ring nut

CONFIGURAZIONI AGGIUNTIVE / MORE CONFIGURATIONS

Ghiera Inox AISI 304 / Inox AISI 304 Ring Nut min. 50 pcs **X**

MATERIALI M12

Portacontatto in ABS V0 UL94 autoestinguente, contatto tornito in ottone dorato AU03 (maschio) o stampato in bronzo fosforoso e doratura gold flash (femmina), ghiera di tenuta meccanica in Ottone Nichelato, corpo in poliammide nero durezza shore 92H. O-ring di tenuta in Viton (femmina)

MATERIALS M12

Contact plug in self-extinguishing ABS UL94, turned contact with gold plating AU03 (male) or phosphorouse bronze contact with gold flash (female), metal ring nut in nickel-plated brass, body in black polyamide, shore hardness 92H. O-ring in Viton (female).

SPECIFICHE TECNICHE M12	TECHNICAL SPECIFICATIONS M12
Normativa di riferimento	Reference standards IEC 61076-2-101
Corrente Nominale	Nominal Currents 4 A
Tensione Nominale	Nominal Voltage 250 V AC-DC
Grado di protezione	Protection Class IP67
Resistività di massa	Resistance ≤ 5mΩ
Temperatura di esercizio (connettore)	Working Temperature -20/+80°C Fix Install

PROFINET / ETHERCAT

COD.	(F)	(M)
SPECIFICHE CAVO CABLE SPECIFICATIONS	CAVO PVC POSA FISSA PVC FIXED INSTALL. CABLE	CAVO PUR POSA Dynamic PUR DYNAMIC INSTALL. CABLE
Sezioni Sections	2 x 2 x 22AWG Q-R SN/ST	2 x 2 x 22AWG Q-R SN/ST
Diametri Diameter	6.5 +/- 0.2	6.5 +/- 0.2
Guaina Esterna Outer Jacket	PVC Green Ral 6018 Oil resistant STYLE 2502 Flam retardant	PUR Green Ral 6018 Oil resistant STYLE 20554 Flam retardant Halogen Free
Norme di riferimento Reference standards		
Caratteristiche elettriche Electrical characteristics	Nomical capacity 46pF/mt Nominal Impedence 100 ohm +/- 15 Transmission speed up to 100 mt - 100 Mbit/s	Nomical capacity 46pF/mt Nominal Impedence 100 ohm +/- 15 Transmission speed up to 100 mt - 100 Mbit/s
Temperatura di lavoro Work range	-30 / +80°C Static App.	-30 / +80°C Static App. -15 / +70°C Dynamic App.
Raggio di curvatura Bending radius	6 x Ø esterno Static App.	6 x Ø esterno Static App. 10 x Ø esterno Dynamic App.
Schermatura Shield	I - in poliestere / aluminium sulle coppie II - A treccia - Copertura ≥ 85% Braided coverage ≥ 85%	I - in poliestere / aluminium sulle coppie II - A treccia - Copertura ≥ 85% Braided coverage ≥ 85%
Velocità di traslazione Traslation's speed	---	200 m / min
Accelerazione Acceleration	---	10 m / secq

PROFINET

PROFINET

ETHERCAT

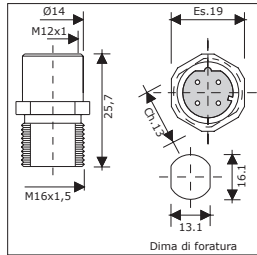
ETHERCAT

FEMMINA montaggio frontale con cavo

FEMALE front mounting with cable

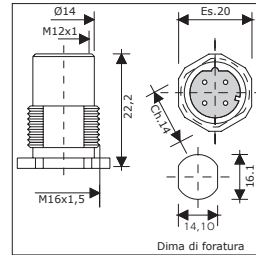


Cod. AS-PEF11163/***



FEMMINA montaggio posteriore con cavo

FEMALE rear mounting with cable



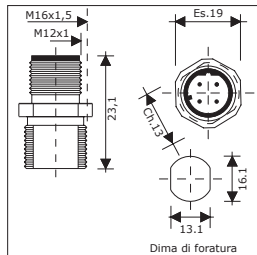
Cod. AS-PEF593/***

MASCHIO montaggio frontale con cavo

MALE front mounting with cable

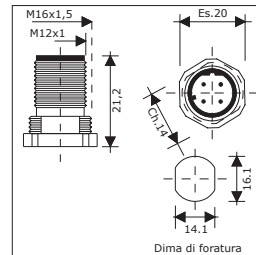


Cod. AS-PEM10163/***



MASCHIO montaggio posteriore con cavo

MALE rear mounting with cable



Cod. AS-PEM273/***

COMPOSIZIONE CODICE CODE COMPOSITION	CONFIGURAZIONI AGGIUNTIVE MORE CONFIGURATIONS
Tipologia cavo (vedi cod. in tabella) Cable type (code like table) Cod. (vedi disegno) Code (like drawing)	
AS-PE****/050*	X = ghiera inox / inox ring nut
lunghezza cavo cable length 001 = 10 cm 010 = 1 m 100 = 10 m	

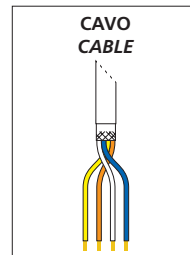
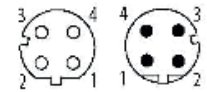


TABELLA COLORI COLOURS TABLE		
1	TD+	YE
3	TD-	OG
2	RD+	WH
4	RD-	BU

CONNETTORE SCHERMATO
SHIELDED CONNECTOR

NOTA: Il prodotto è completo di dado e o-ring per fissaggio al pannello.

NOTE: The product is sold with o-ring and fixing nut.

CONFIGURAZIONI AGGIUNTIVE / MORE CONFIGURATIONS

Ghiera Inox AISI 304 / Inox AISI 304 Ring Nut min. 50 pcs **X**

MATERIALI

Portacontatto in ABS V0 UL94 autoestinguente, contatto tornito in ottone dorato AU03 (maschio) o stampato in bronzo fosforoso e doratura gold flash (femmina), ghiera di tenuta meccanica in Ottone Nichelato. O-ring di tenuta in Viton (femmina)

MATERIALS

Contact plug in self-extinguishing ABS UL94, turned contact with gold plating AU03 (male) or phosphorous bronze contact with gold flash (female), metal ring nut in nickel-plated brass. O-ring in Viton (female).

SPECIFICHE TECNICHE	TECHNICAL SPECIFICATIONS
Normativa di riferimento	Reference standards IEC 61076-2-101
Corrente Nominale	Nominal Currents 4 A
Tensione Nominale	Nominal Voltage 250 V AC-DC
Grado di protezione	Protection Class IP67
Resistività di massa	Resistance ≤ 5mΩ
Temperatura di esercizio (connettore)	Working Temperature -20/+80°C Fix Install

PROFINET / ETHERCAT

COD.	(F)	(M)
SPECIFICHE CAVO CABLE SPECIFICATIONS	CAVO PVC POSA FISSA PVC FIXED INSTALL. CABLE	CAVO PUR POSA Dynamic PUR DYNAMIC INSTALL. CABLE
Sezioni Sections	2 x 2 x 22AWG Q-R SN/ST	2 x 2 x 22AWG Q-R SN/ST
Diametri Diameter	6.5 +/- 0.2	6.5 +/- 0.2
Guaina Esterna Outer Jacket	PVC Green Ral 6018 Oil resistant STYLE 2502 Flam retardant	PUR Green Ral 6018 Oil resistant STYLE 20554 Flam retardant Halogen Free
Norme di riferimento Reference standards	CAT 5E	CAT 5E
Caratteristiche elettriche Electrical characteristics	Nomical capacity 46pF/mt Nominal Impedence 100 ohm +/- 15 Transmission speed up to 100 mt - 100 Mbit/s	Nomical capacity 46pF/mt Nominal Impedence 100 ohm +/- 15 Transmission speed up to 100 mt - 100 Mbit/s
Temperatura di lavoro Work range	-30 / +80°C Static App.	-30 / +80°C Static App. -15 / +70°C Dynamic App.
Raggio di curvatura Bending radius	6 x Ø esterno Static App.	6 x Ø esterno Static App. 10 x Ø esterno Dynamic App.
Schermatura Shield	I - in poliestere / alluminio sulle coppie II - A treccia - Copertura ≥ 85% Braided coverage ≥ 85%	I - in poliestere / alluminio sulle coppie II - A treccia - Copertura ≥ 85% Braided coverage ≥ 85%
Velocità di traslazione Traslation's speed	---	200 m / min
Accelerazione Acceleration	---	10 m / secq

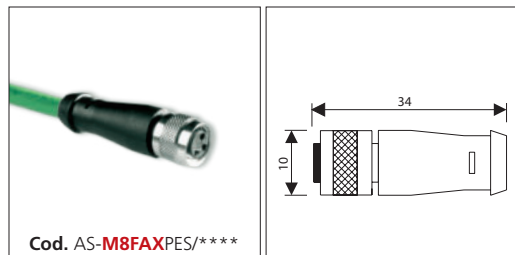
PROFINET

ETHERCAT

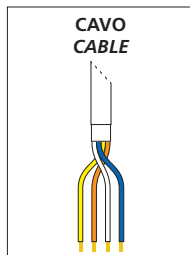
PROFINET

ETHERCAT

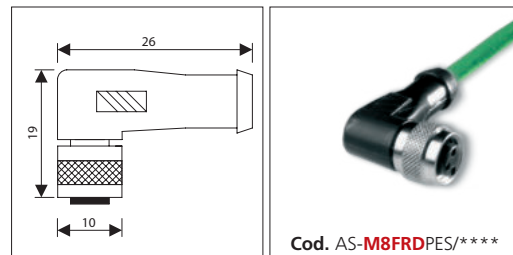
FEMMINA AX / FEMALE AX



Cod. AS-M8FAXPES/****

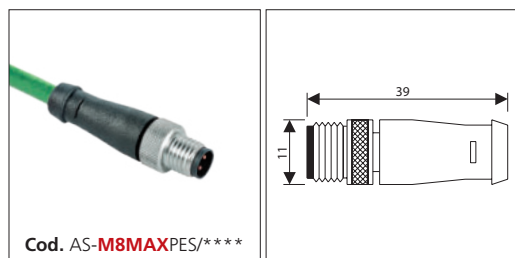


FEMMINA RD / FEMALE RD



Cod. AS-M8FRDPES/****

MASCHIO AX / MALE AX



Cod. AS-M8MAXPES/****

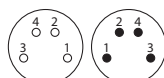
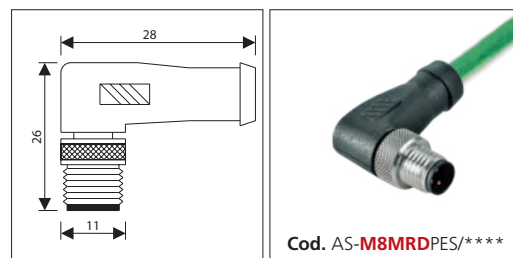


TABELLA COLORI
COLOURS TABLE

1	TD+	YE
4	TD-	OG
2	RD+	WH
3	RD-	BU

CONNETTORE SCHERMATO
SHIELDED CONNECTOR

MASCHIO RD / MALE RD



Cod. AS-M8MRDPES/****

RJ45



Cod. AS-RJ45PES/****

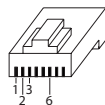
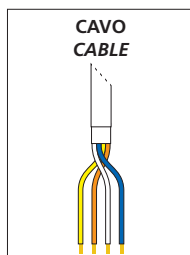
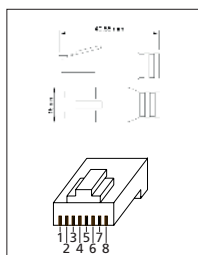


TABELLA COLORI
COLOURS TABLE

1	TD+	YE
2	TD-	OG
3	RD+	WH
6	RD-	BU

CONNETTORE SCHERMATO
SHIELDED CONNECTOR

COMPOSIZIONE CODICE CODE COMPOSITION

Tipologia cavo (vedi cod. in tabella)
Cable type (code like table)

Cod. (vedi disegno)
Code (like drawing)

AS-****PES/050*

lunghezza cavo
cable length
001 = 10 cm
010 = 1 m
100 = 10 m

CONFIGURAZIONI AGGIUNTIVE MORE CONFIGURATIONS

X = ghiera inox / inox ring nut

CONFIGURAZIONI AGGIUNTIVE / MORE CONFIGURATIONS

Ghiera Inox AISI 304 / Innox AISI 304 Ring Nut min. 50 pcs **X**

MATERIALI M12

Portacontatto in ABS V0 UL94 autoestinguente, contatto tornito in ottone dorato AU03 (maschio) o stampato in bronzo fosforoso e doratura gold flash (femmina), ghiera di tenuta meccanica in Ottone Nichelato, corpo in poliammide nero durezza shore 92H. O-ring di tenuta in Viton (femmina)

MATERIALS M12

Contact plug in self-extinguishing ABS UL94, turned contact with gold plating AU03 (male) or phosphorouse bronze contact with gold flash (female), metal ring nut in nickel-plated brass, body in black polyamide, shore hardness 92H. O-ring in Viton (female).

SPECIFICHE TECNICHE M12

TECHNICAL SPECIFICATIONS M12

Normativa di riferimento	Reference standards	IEC 61076-2-101
Corrente Nominale	Nominal Currents	4 A
Tensione Nominale	Nominal Voltage	250 V AC-DC
Grado di protezione	Protection Class	IP67
Resistività di massa	Resistance	≤ 5mΩ
Temperatura di esercizio (connettore)	Working Temperature	-20/+80°C Fix Install

PROFINET / ETHERCAT

COD.	(FS)	(MS)
SPECIFICHE CAVO CABLE SPECIFICATIONS	CAVO PVC POSA FISSA PVC FIXED INSTALL. CABLE	CAVO PUR POSA Dynamic PUR DYNAMIC INSTALL. CABLE
Sezioni Sections	2 x 2 x 24AWG Q-R SN/ST	2 x 2 x 24AWG Q-R SN/ST
Diametri Diameter	5.4 +/- 0.2	5.4 +/- 0.2
Guaina Esterna Outer Jacket	PVC Green Ral 6018 Oil resistant STYLE 2502 Flam retardant	PUR Green Ral 6018 Oil resistant STYLE 20236 Flam retardant Halogen Free
Norme di riferimento Reference standards	CAT 5E	CAT 5E
Caratteristiche elettriche Electrical characteristics	Nomical capacity 56pF/mt Nominal Impedence 100 ohm +/- 15	Nomical capacity 56pF/mt Nominal Impedence 100 ohm +/- 15
Temperatura di lavoro Work range	-30 / +80°C Static App.	-40 / +80°C Static App. -15 / +70°C Dynamic App.
Raggio di curvatura Bending radius	7.5 x Ø esterno	7.5 x Ø esterno
Schermatura Shield	I - in poliestere / aluminium sulle coppie II - A treccia - Copertura ≥ 85% Braided coverage ≥ 85%	I - in poliestere / aluminium sulle coppie II - A treccia - Copertura ≥ 85% Braided coverage ≥ 85%
Velocità di traslazione Traslation's speed	---	300 m / min
Accelerazione Acceleration	---	50 m / secq

PROFINET

ETHERCAT

PROFINET

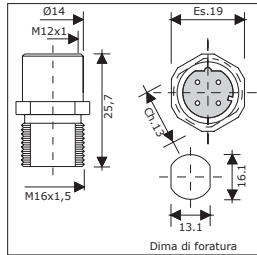
ETHERCAT

FEMMINA montaggio frontale con cavo

FEMALE front mounting with cable

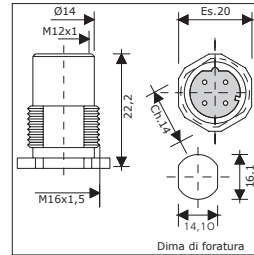


Cod. AS-PESF1163/***



FEMMINA montaggio posteriore con cavo

FEMALE rear mounting with cable



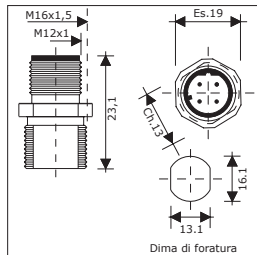
Cod. AS-PESF593/***

MASCHIO montaggio frontale con cavo

MALE front mounting with cable

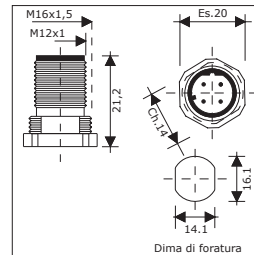


Cod. AS-PESM10163/***



MASCHIO montaggio posteriore con cavo

MALE rear mounting with cable



Cod. AS-PESM273/***

COMPOSIZIONE CODICE CODE COMPOSITION	CONFIGURAZIONI AGGIUNTIVE MORE CONFIGURATIONS
Tipologia cavo (vedi cod. in tabella) Cable type (code like table) Cod. (vedi disegno) Code (like drawing)	
AS-PES*****/050**	X = ghiera inox / inox ring nut
lunghezza cavo cable lenght 001 = 10 cm 010 = 1 m 100 = 10 m	

NOTA: Il prodotto è completo di dado e o-ring per fissaggio al pannello.

NOTE: The product is sold with o-ring and fixing nut.

CONFIGURAZIONI AGGIUNTIVE / MORE CONFIGURATIONS

Ghiera Inox AISI 304 / Inox AISI 304 Ring Nut min. 50 pcs **X**

MATERIALI

Portacontatto in ABS V0 UL94 autoestinguente, contatto tornito in ottone dorato AU03 (maschio) o stampato in bronzo fosforoso e doratura gold flash (femmina), ghiera di tenuta meccanica in Ottone Nichelato. O-ring di tenuta in Viton (femmina)

MATERIALS

Contact plug in self-extinguishing ABS UL94, turned contact with gold plating AU03 (male) or phosphorous bronze contact with gold flash (female), metal ring nut in nickel-plated brass. O-ring in Viton (female).

SPECIFICHE TECNICHE	TECHNICAL SPECIFICATIONS
Normativa di riferimento	Reference standards IEC 61076-2-101
Corrente Nominale	Nominal Currents 4 A
Tensione Nominale	Nominal Voltage 250 V AC-DC
Grado di protezione	Protection Class IP67
Resistività di massa	Resistance ≤ 5mΩ
Temperatura di esercizio (connettore)	Working Temperature -20/+80°C Fix Install

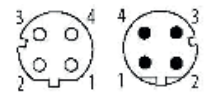
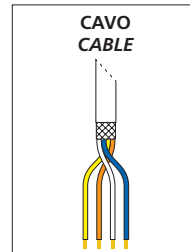


TABELLA COLORI
COLOURS TABLE

1	TD+	YE
3	TD-	OG
2	RD+	WH
4	RD-	BU

CONNETTORE SCHERMATO
SHIELDED CONNECTOR



PROFINET / ETHERCAT

COD.	(FS)	(MS)
SPECIFICHE CAVO CABLE SPECIFICATIONS	CAVO PVC POSA FISSA PVC FIXED INSTALL. CABLE	CAVO PUR POSA Dynamic PUR DYNAMIC INSTALL. CABLE
Sezioni Sections	2 x 2 x 24AWG Q-R SNST	2 x 2 x 24AWG Q-R SNST
Diametri Diameter	5.4 +/- 0.2	5.4 +/- 0.2
Guaina Esterna Outer Jacket	PVC Green Ral 6018 Oil resistant STYLE 2502 Flam retardant	PUR Green Ral 6018 Oil resistant STYLE 20236 Flam retardant Halogen Free
Norme di riferimento Reference standards	CAT 5E	CAT 5E
Caratteristiche elettriche Electrical characteristics	Nominal capacity 56pF/mt Nominal Impedence 100 ohm +/- 15	Nominal capacity 56pF/mt Nominal Impedence 100 ohm +/- 15
Temperatura di lavoro Work range	-30 / +80°C Static App.	-40 / +80°C Static App. -15 / +70°C Dynamic App.
Raggio di curvatura Bending radius	7.5 x Ø esterno	7.5 x Ø esterno
Schermatura Shield	I - in poliestere / aluminium sulle coppie II - A treccia - Copertura ≥ 85% Braided coverage ≥ 85%	I - in poliestere / aluminium sulle coppie II - A treccia - Copertura ≥ 85% Braided coverage ≥ 85%
Velocità di traslazione Traslation's speed	---	300 m / min
Accelerazione Acceleration	---	50 m / secq

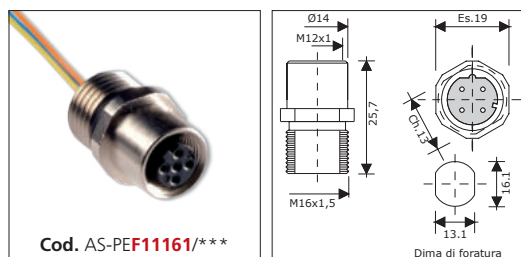
PROFINET

ETHERCAT

PROFINET

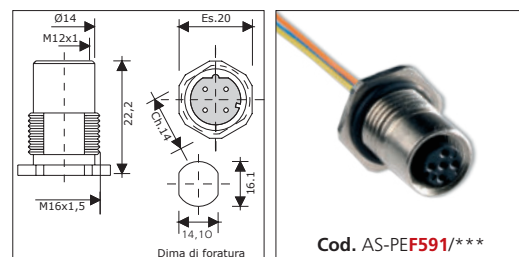
ETHERCAT

FEMMINA montaggio frontale con cavi unipolari
FEMALE front mounting single wire



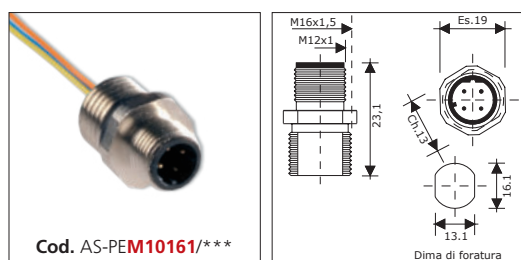
Cod. AS-PEF11161/**

FEMMINA montaggio posteriore con cavi unipolari
FEMALE rear mounting single wire



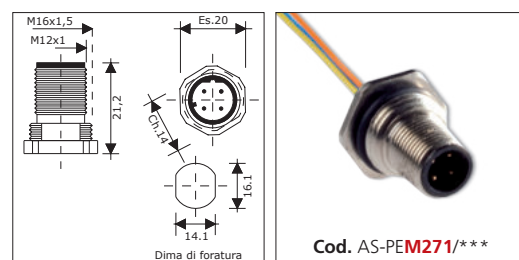
Cod. AS-PEF591/**

MASCHIO montaggio frontale con cavi unipolari
MALE front mounting single wire

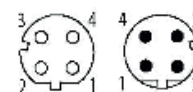


Cod. AS-PEM10161/**

MASCHIO montaggio posteriore con cavi unipolari
MALE rear mounting single wire



Cod. AS-PEM271/**



COMPOSIZIONE CODICE CODE COMPOSITION	CONFIGURAZIONI AGGIUNTIVE MORE CONFIGURATIONS
Cod. (vedi disegno) Code (like drawing)	
AS-PE*****/*	X = ghiera inox / inox ring nut

TABELLA COLORI COLOURS TABLE		
1	TD+	YE
3	TD-	OG
2	RD+	WH
4	RD-	BU

CONNETTORE SCHERMATO
SHIELDED CONNECTOR

NOTA: Il prodotto è completo di dado e o-ring per fissaggio al pannello.
NOTE: The product is sold with o-ring and fixing nut.

CONFIGURAZIONI AGGIUNTIVE / MORE CONFIGURATIONS
 Ghiera Inox / Inox Ring Nut min. 50 pcs X

MATERIALI
 Portacontatto in ABS V0 UL94 autoestinguente, contatto tornito in ottone dorato AU03 (maschio) o stampato in bronzo fosforoso e doratura gold flash (femmina), ghiera di tenuta meccanica in Ottone Nichelato. O-ring di tenuta in Viton (femmina)

MATERIALS
 Contact plug in self-extinguishing ABS UL94, turned contact with gold plating AU03 (male) or phosphorous bronze contact with gold flash (female), metal ring nut in nickel-plated brass. O-ring in Viton (female).

SPECIFICHE CAVI UNIPOLARI / SINGLE WIRE SPECIFICATION		
Lunghezza Standard	Standard Length	0,5 mt
Normativa	Reference	UL-AWM/style 1213 MIL-W-16878/4 (type E) NEMA HP3-EXBEB
Guaina	Jacket	PTFE
Tensione	Voltage	600 V
Sezione	Section	24AWG
Ø Esterno	Ø External	1.15 +/- 0.1
Temperatura	Temperature	-60/+200°C

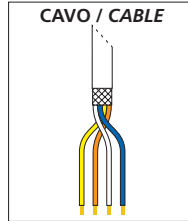

SPECIFICHE TECNICHE / TECHNICAL SPECIFICATIONS		
Normativa di riferimento	Reference standards	IEC 61076-2-101
Corrente Nominale	Nominal Currents	4 A
Tensione Nominale	Nominal Voltage	250 V AC-DC
Grado di protezione	Protection Class	IP67
Resistività di massa	Resistance	≤ 5mΩ
Temperatura di esercizio (connettore)	Working Temperature	-20/+80°C Fix Install

PROFINET

PROFINET

ETHERCAT

ETHERCAT



PROLUNGHE DIRITTE / LINE EXTENDERS							
A				B			
M 12	RJ45			M 12	RJ45		
1	1	TD+	YE	1	1		
3	2	TD-	OG	3	2		
2	3	RD+	WH	2	3		
4	6	RD-	BU	4	6		

CONNETTORE SCHERMATO / SHIELDED CONNECTOR

		A							
		M12					RJ 45		
		M AX	M RD	F AX	F RD	M 273	F 593	RJ 45	
B	RJ 45		53P 53M	54P 54M	55P 55M	56P 56M	58P 58M	60P 60M	69P 69M
	M12	F 593		08	15	21	26	71	73
		M 273		06	13	19	24	78	
		F RD		04	11	17	22		
		F AX		03	10	16			
		M RD		02	09				
		M AX		01					

COMPOSIZIONE CODICE / CODE COMPOSITION

Tipologia cavo (vedi cod. in tabella) / Cable type (code like table)

Cod. (vedi tabella) / Code (like tab)

AS-PLPE050/***

lunghezza cavo / cable length
 001 = 10 cm
 010 = 1 m
 100 = 10 m

CONFIGURAZIONI AGGIUNTIVE / MORE CONFIGURATIONS

X = ghiera inox / inox ring nut

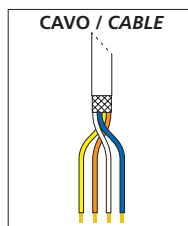

CONFIGURAZIONI AGGIUNTIVE / MORE CONFIGURATIONS

Ghiera Inox / Inox Ring Nut min. 50 pcs **X**

SPECIFICHE TECNICHE M12	TECHNICAL SPECIFICATIONS M12
Normativa di riferimento	Reference standards IEC 61076-2-101
Corrente Nominale	Nominal Currents 4 A
Tensione Nominale	Nominal Voltage 250 V AC-DC
Grado di protezione	Protection Class IP67
Resistività di massa	Resistance ≤ 5mΩ
Temperatura di esercizio (connettore)	Working Temperature -20/+80°C Fix Install

PROFINET / ETHERCAT

COD.	(F)	(M)
SPECIFICHE CAVO / CABLE SPECIFICATIONS	CAVO PVC POSA FISSA / PVC FIXED INSTALL. CABLE	CAVO PUR POSA Dynamic / PUR DYNAMIC INSTALL. CABLE
Sezioni / Sections	2 x 2 x 22AWG Q-R SNVST	2 x 2 x 22AWG Q-R SNVST
Diametri / Diameter	6.5 +/- 0.2	6.5 +/- 0.2
Guaina Esterna / Outer Jacket	PVC Green Ral 6018 Oil resistant STYLE 2502 Flam retardant	PUR Green Ral 6018 Oil resistant STYLE 20554 Flam retardant Halogen Free
Norme di riferimento / Reference standards		
Caratteristiche elettriche / Electrical characteristics	Nomical capacity 46pF/mt Nominal Impedence 100 ohm +/- 15 Transmission speed up to 100 mt - 100 Mbit/s	Nomical capacity 46pF/mt Nominal Impedence 100 ohm +/- 15 Transmission speed up to 100 mt - 100 Mbit/s
Temperatura di lavoro / Work range	-30 / +80°C Static App.	-30 / +80°C Static App. -15 / +70°C Dynamic App.
Raggio di curvatura / Bending radius	6 x Ø esterno Static App.	6 x Ø esterno Static App. 10 x Ø esterno Dynamic App.
Schermatura / Shield	I - in poliestere / alluminium sulle coppie II - A treccia - Copertura ≥ 85% Braided coverage ≥ 85%	I - in poliestere / alluminium sulle coppie II - A treccia - Copertura ≥ 85% Braided coverage ≥ 85%
Velocità di traslazione / Traslation's speed	---	200 m / min
Accelerazione / Acceleration	---	10 m / secq



PROLUNGHE DIRITTE / LINE EXTENDERS

		A			B		
	M 8	M 12	RJ45		M 8	M 12	RJ45
1	1	1	TD+	YE	1	1	1
4	3	2	TD-	OG	4	3	2
2	2	3	RD+	WH	2	2	3
3	4	6	RD-	BU	3	4	6

CONNETTORE SCHERMATO / SHIELDED CONNECTOR

		A											
		M8				M12				RJ45			
		M AX	M RD	F AX	F RD	M AX	M RD	F AX	F RD	M 273	F 593	RJ 45	
B	RJ 45	95P 95M 95	98P 98M 98	96P 96M 96	97P 97M 97	53P 53M 53	54P 54M 54	55P 55M 55	56P 56M 56	58P 58M 58	60P 60M 60	69P 69M 69	
	M12	F 593	91	94	100	99	08	15	21	26	71	73	
		M 273	83	86	89	92	06	13	19	24	78		
		F RD	47	50	81	84	04	11	17	22			
		F AX	43	46	49	80	03	10	16				
		M RD	39	42	45	48	02	09					
		M AX	34	38	41	44	01						
	M8	F RD	30	33	37	40							
		F AX	29	32	36								
		M RD	28	31									
		M AX	27										

COMPOSIZIONE CODICE / CODE COMPOSITION

Tipologia cavo (vedi cod. in tabella)
Cable type (code like table)

Cod. (vedi tabella)
Code (like tab)

AS-PLPES050/***

lunghezza cavo
cable length
001 = 10 cm
010 = 1 m
100 = 10 m

CONFIGURAZIONI AGGIUNTIVE / MORE CONFIGURATIONS

X = ghiera inox / inox ring nut

PROFINET / ETHERCAT

COD.	(FS)	(MS)
SPECIFICHE CAVO / CABLE SPECIFICATIONS	CAVO PVC POSA FISSA / PVC FIXED INSTALL. CABLE	CAVO PUR POSA Dynamic / PUR DYNAMIC INSTALL. CABLE
Sezioni / Sections	2 x 2 x 24AWG Q-R SN/ST	2 x 2 x 24AWG Q-R SN/ST
Diametri / Diameter	5.4 +/- 0.2	5.4 +/- 0.2
Guaina Esterna / Outer Jacket	PVC Green Ral 6018 Oil resistant STYLE 2502 Flam retardant	PUR Green Ral 6018 Oil resistant STYLE 20236 Flam retardant Halogen Free
Norme di riferimento / Reference standards	CAT 5E	CAT 5E
Caratteristiche elettriche / Electrical characteristics	Nomical capacity 56pF/mt Nominal Impedence 100 ohm +/- 15	Nomical capacity 56pF/mt Nominal Impedence 100 ohm +/- 15
Temperatura di lavoro / Work range	-30 / +80°C Static App.	-40 / +80°C Static App. -15 / +70°C Dynamic App.
Raggio di curvatura / Bending radius	7.5 x Ø esterno	7.5 x Ø esterno
Schermatura / Shield	I - in poliestere / alluminium sulle coppie II - A treccia - Copertura ≥ 85% Braided coverage ≥ 85%	I - in poliestere / alluminium sulle coppie II - A treccia - Copertura ≥ 85% Braided coverage ≥ 85%
Velocità di traslazione / Traslation's speed	---	300 m / min
Accelerazione / Acceleration	---	50 m / secq

CONFIGURAZIONI AGGIUNTIVE / MORE CONFIGURATIONS

Ghiera Inox / Inox Ring Nut min. 50 pcs **X**

SPECIFICHE TECNICHE M12	TECHNICAL SPECIFICATIONS M12
Normativa di riferimento	Reference standards IEC 61076-2-101
Corrente Nominale	Nominal Currents 4 A
Tensione Nominale	Nominal Voltage 250 V AC-DC
Grado di protezione	Protection Class IP67
Resistività di massa	Resistance ≤ 5mΩ
Temperatura di esercizio (connettore)	Working Temperature -20/+80°C Fix Install

PROFINET

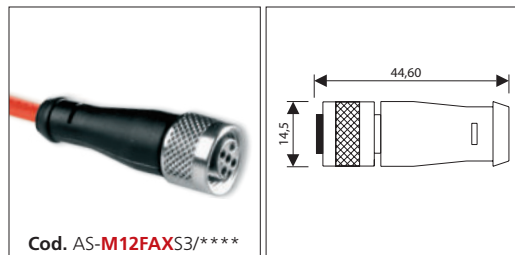
PROFINET

Connettori e Prolunghe per Reti SERCOS III

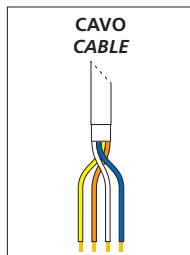
*Connectors and extenders
for SERCOS III*



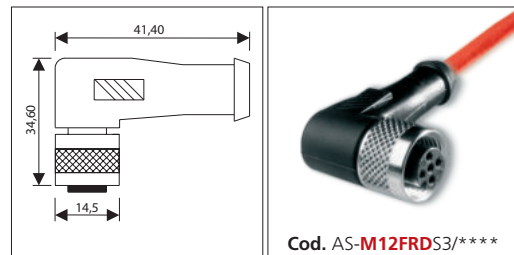
FEMMINA AX / FEMALE AX



Cod. AS-M12FAXS3/****




FEMMINA RD / FEMALE RD



Cod. AS-M12FRDS3/****

MASCHIO AX / MALE AX



Cod. AS-M12MAXS3/****

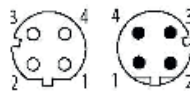
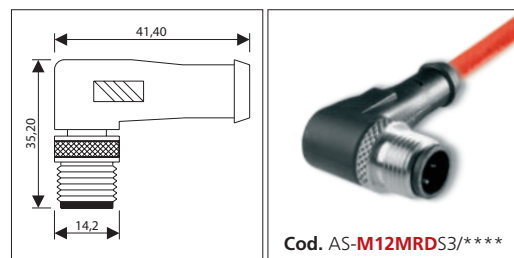


TABELLA COLORI
COLOURS TABLE

1	TD+	YE
3	TD-	OG
2	RD+	WH
4	RD-	BU

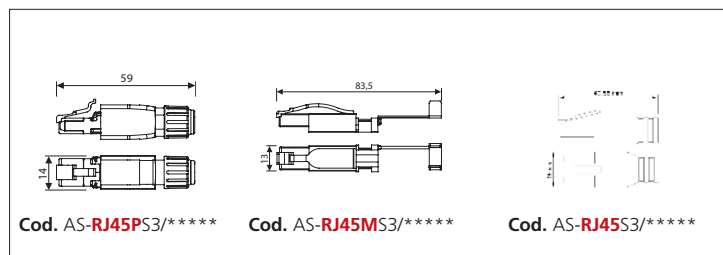
CONNETTORE SCHERMATO
SHIELDED CONNECTOR

MASCHIO RD / MALE RD



Cod. AS-M12MRDS3/****

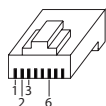
RJ45 PLASTIC, METAL AND OVERMOLDED



Cod. AS-RJ45PS3/****

Cod. AS-RJ45MS3/****

Cod. AS-RJ45S3/****



**COMPOSIZIONE CODICE
CODE COMPOSITION**

Tipologia cavo (vedi cod. in tabella)
Cable type (code like table)

Cod. (vedi disegno)
Code (like drawing)

AS-****S3/050*

lunghezza cavo
cable length
001 = 10 cm
010 = 1 m
100 = 10 m

**CONFIGURAZIONI AGGIUNTIVE
MORE CONFIGURATIONS**

X = ghiera inox / inox ring nut

**TABELLA COLORI
COLOURS TABLE**

1	TD+	YE
2	TD-	OG
3	RD+	WH
6	RD-	BU

CONNETTORE SCHERMATO
SHIELDED CONNECTOR

COD.	F	M
SPECIFICHE CAVO CABLE SPECIFICATIONS	CAVO PVC POSA FISSA PVC FIXED INSTALL. CABLE	CAVO PUR POSA MOBILE PUR DYNAMIC INSTALL. CABLE
Sezioni Sections	2 x 2 x 22AWG Q-R SN/ST	2 x 2 x 24AWG Q-R SN/ST
Diametri Diameter	6.5 +/- 0.2	6.5 +/- 0.2
Guaina Esterna Outer Jacket	PVC Red Ral 3020 Oil resistant STYLE 2502 Flam retardant	PUR Red Ral 3020 Oil resistant STYLE 20554 Flam retardant Halogen Free
Norme di riferimento Reference standards	CAT 5E	CAT 5E
Caratteristiche elettriche Electrical characteristics	Nomical capacity 46pF/mt Nominal Impedence 100 ohm +/- 15 Transmission speed up to 100 mt - 100 Mbit/s	Nomical capacity 46pF/mt Nominal Impedence 100 ohm +/- 15 Transmission speed up to 100 mt - 100 Mbit/s
Temperatura di lavoro Work range	-30 / +80°C Static App.	-30 / +80°C Static App. -15 / +70°C Dynamic App.
Raggio di curvatura Bending radius	6 x Ø esterno Static App.	6 x Ø esterno Static App. 10 x Ø esterno Dynamic App.
Schermatura Shield	I - in poliestere / aluminium sulle coppie II - A treccia - Copertura ≥ 85% Braided coverage ≥ 85%	I - in poliestere / aluminium sulle coppie II - A treccia - Copertura ≥ 85% Braided coverage ≥ 85%
Velocità di traslazione Traslation's speed	---	200 m / min
Accelerazione Acceleration	---	10 m / seqq

CONFIGURAZIONI AGGIUNTIVE / MORE CONFIGURATIONS

Ghiera Inox AISI 304 / Inox AISI 304 Ring Nut min. 50 pcs **X**

MATERIALI M12

Portacontatto in ABS V0 UL94 autoestinguente, contatto tornito in ottone dorato AU03 (maschio) o stampato in bronzo fosforoso e doratura gold flash (femmina), ghiera di tenuta meccanica in Ottone Nichelato, corpo in poliammide nero durezza shore 92H. O-ring di tenuta in Viton (femmina)

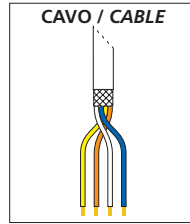
MATERIALS M12

Contact plug in self-extinguishing ABS UL94, turned contact with gold plating AU03 (male) or phosphorouse bronze contact with gold flash (female), metal ring nut in nickel-plated brass, body in black polyamide, shore hardness 92H. O-ring in Viton (female).

SPECIFICHE TECNICHE M12

TECHNICAL SPECIFICATIONS M12

Normativa di riferimento	Reference standards	IEC 61076-2-101
Corrente Nominale	Nominal Currents	4 A
Tensione Nominale	Nominal Voltage	250 V AC-DC
Grado di protezione	Protection Class	IP67
Resistività di massa	Resistance	≤ 5mΩ
Temperatura di esercizio (connettore)	Working Temperature	-20/+80°C Fix Install



PROLUNGHE DIRITTE / LINE EXTENDERS									
A					B				
M12	RJ45				M12	RJ45			
1	1	TD+		YE	1	1			
3	2	TD-		OG	3	2			
2	3	RD+		WH	2	3			
4	6	RD-		BU	4	6			

CONNETTORE SCHERMATO / SHIELDED CONNECTOR

		A							
		M12				RJ45			
		M AX	M RD	F AX	F RD	M 273	F 593	RJ45	
B	RJ45		53P 53M 53	54P 54M 54	55P 55M 55	56P 56M 56	58P 58M 58	60P 60M 60	69P 69M 69
	M12		08	15	21	26	71	73	
			06	13	19	24	78		
			04	11	17	22			
			03	10	16				
			02	09					
			01						

COMPOSIZIONE CODICE / CODE COMPOSITION

Tipologia cavo (vedi cod. in tabella)
Cable type (code like table)

Cod. (vedi tabella)
Code (like tab)

AS-PLS3050/***

lunghezza cavo
cable length
001 = 10 cm
010 = 1 m
100 = 10 m

CONFIGURAZIONI AGGIUNTIVE / MORE CONFIGURATIONS


X = ghiera inox / inox ring nut

COD.	F	M
SPECIFICHE CAVO / CABLE SPECIFICATIONS	CAVO PVC POSA FISSA / PVC FIXED INSTALL. CABLE	CAVO PUR POSA MOBILE / PUR DYNAMIC INSTALL. CABLE
Sezioni / Sections	2 x 2 x 22AWG Q-R SN/ST	2 x 2 x 24AWG Q-R SN/ST
Diametri / Diameter	6.5 +/- 0.2	6.5 +/- 0.2
Guaina Esterna / Outer Jacket	PVC Red Ral 3020 Oil resistant STYLE 2502 Flam retardant	PUR Red Ral 3020 Oil resistant STYLE 20554 Flam retardant Halogen Free
Norme di riferimento / Reference standards	CAT 5E	CAT 5E
Caratteristiche elettriche / Electrical characteristics	Nomical capacity 46pF/mt Nominal Impedence 100 ohm +/- 15 Transmission speed up to 100 mt - 100 Mbit/s	Nomical capacity 46pF/mt Nominal Impedence 100 ohm +/- 15 Transmission speed up to 100 mt - 100 Mbit/s
Temperatura di lavoro / Work range	-30 / +80°C Static App.	-30 / +80°C Static App. -15 / +70°C Dynamic App.
Raggio di curvatura / Bending radius	6 x Ø esterno Static App.	6 x Ø esterno Static App. 10 x Ø esterno Dynamic App.
Schermatura / Shield	I - in poliestere / alluminium sulle coppie II - A treccia - Copertura ≥ 85% Braided coverage ≥ 85%	I - in poliestere / alluminium sulle coppie II - A treccia - Copertura ≥ 85% Braided coverage ≥ 85%
Velocità di traslazione / Traslation's speed	---	200 m / min
Accelerazione / Acceleration	---	10 m / seqq

CONFIGURAZIONI AGGIUNTIVE / MORE CONFIGURATIONS

Ghiera Inox AISI 304 / Inox AISI 304 Ring Nut min. 50 pcs **X**

SPECIFICHE TECNICHE M12	TECHNICAL SPECIFICATIONS M12
Normativa di riferimento	Reference standards IEC 61076-2-101
Corrente Nominale	Nominal Currents 4 A
Tensione Nominale	Nominal Voltage 250 V AC-DC
Grado di protezione	Protection Class IP67
Resistività di massa	Resistance ≤ 5mΩ
Temperatura di esercizio (connettore)	Working Temperature -20/+80°C Fix Install



ETHERNET

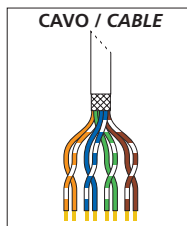

ETHERNET

M12 CODIFICA X

M12 X CODED

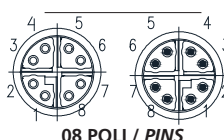


M12 X CODED



A, B:

M12



PROLUNGHE DIRITTE / LINE EXTENDERS

A		B	
M 12	RJ45	M12	RJ45
1	1	6	1
2	2	4	2
7	5	1	5
8	4	7	4
3	3	5	3
4	6	8	6
5	7	2	7
6	8	3	8

CONNETTORE SCHERMATO / SHIELDED CONNECTOR

CONFIGURAZIONI AGGIUNTIVE / MORE CONFIGURATIONS

Ghiera Inox AISI 304 / Inox AISI 304 Ring Nut	min. 50 pcs	X
Connettore schermato / Shielded Connector		H

A M12 8 POLI / 8 PINS

	RJ45	F AX	F AN	M AX	M AN	MRD
MRD	54	23	27	14	31	09
MAN	03	05	13	25	30	
MAX	06	04	12	24		
FAN	07	02	10			
FAX	08	01				

COMPOSIZIONE CODICE / CODE COMPOSITION

Tipologia cavo (vedi cod. in tabella) / Cable type (code like table)

AX = Dritto / Straight / PX = Pannello / panel

AS-M12X*08050**X/***

F = Femmina / female / M = Maschio / male

lunghezza cavo / cable length
001 = 10 cm
010 = 1 m
100 = 10 m

CONFIGURAZIONI AGGIUNTIVE / MORE CONFIGURATIONS

X = Connector Cod. X / G = grafoplast

H = connettore schermato / shielded connector

COMPOSIZIONE CODICE / CODE COMPOSITION

Tipologia cavo (vedi cod. in tabella) / Cable type (code like table)

G = grafoplast

AS-PLX0500808/*/**/***

lunghezza cavo / cable length
001 = 10 cm
010 = 1 m
100 = 10 m

Cod. (vedi tabella) / Code (like tab)

H = connettore schermato / shielded connector
X = ghiera inox / inox ring nut
HX = connettore schermato e ghiera inox / shielded connector and inox ring nut



ETHERNET 8 POLES (4 PAIRS)

COD.	(F)	(M)
SPECIFICHE CAVO / CABLE SPECIFICATIONS	CAVO PVC POSA FISSA / PVC FIXED INSTALL. CABLE	CAVO PUR POSA MOBILE / PUR DYNAMIC INSTALL. CABLE
Sezioni / Sections	4 x 2 x 26 AWG SNVST	4 x 2 x 26AWG SNVST
Diametri / Diameter	6.4 +/- 0.2	7.2 +/- 0.2
Guaina Esterna / Outer Jacket	PVC Green RAL 6018 Oil resistant Flam retardant FT1	PUR Green Ral 6018 Oil resistant Flam retardant FT1
Norme di riferimento / Reference standards	CAT 6	CAT 6
Raggio di curvatura / Bending radius	10 x Ø esterno	10 x Ø esterno
Schermatura / Shield	A treccia - Copertura ≥ 85% Braided coverage ≥ 85%	A treccia - Copertura ≥ 85% Braided coverage ≥ 85%
Velocità di traslazione / Traslation's speed	180 mt / min	600 m / min
Accelerazione / Acceleration	2 mt / secq	60 m / secq

SPECIFICHE TECNICHE	TECHNICAL SPECIFICATIONS
Normativa di riferimento	Reference standards
Corrente Nominale	Nominal Currents 0.5A
Tensione Nominale	Nominal Voltage 48V
Grado di protezione	Protection Class IP65
Resistività di massa	Resistance ≤ 10mΩ
Temperatura di esercizio (connettore)	Working Temperature -20/+85°C

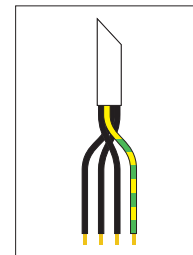
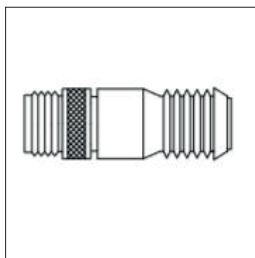
M12 POTENZA CODIFICA S

M12 POWER S CODED



M12 POWER S CODED

MASCHIO AX / MALE AX



FEMMINA AX / FEMALE AX

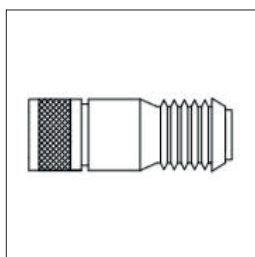


TABELLA COLORI
COLOURS TABLE

1	BK1
2	BK2
3	BK3
PE	YEGN

COMPOSIZIONE CODICE
CODE COMPOSITION

Tipologia cavo (vedi cod. in tabella)
Cable type (code like table)

AX = Dritto / Straight
PX = Pannello / panel

S = Connector Cod. S

F = Femmina / female
M = Maschio / male

AS-M12S*04050**/***

lunghezza cavo
cable length
001 = 10 cm
010 = 1 m
100 = 10 m

CONFIGURAZIONI AGGIUNTIVE
MORE CONFIGURATIONS

G = grafoplast

H = connettore schermato
shielded connector

COMPOSIZIONE CODICE
CODE COMPOSITION

Tipologia cavo (vedi cod. in tabella)
Cable type (code like table)

S = Connector Cod. S

lunghezza cavo
cable length
001 = 10 cm
010 = 1 m
100 = 10 m

AS-PLS0500404/*****

Cod. (Vedi Tabella)
Code (Like tab)

CONFIGURAZIONI AGGIUNTIVE
MORE CONFIGURATIONS

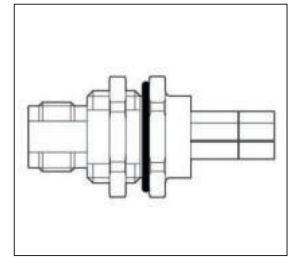
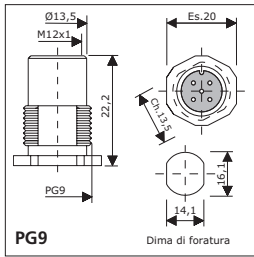
G = grafoplast

H = connettore schermato
shielded connector

A M12 4 POLI / 4 PINS

		F AX	F AN	M AX	M AN
B M12 4 POLI / 4 PINS	M AN	05	13	25	30
	M AX	04	12	24	
	F AN	02	10		
	F AX	01			

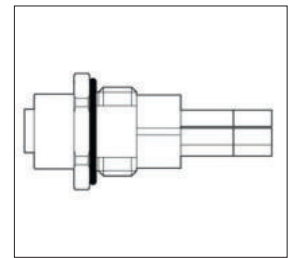
MASCHIO AX / MALE AX



FEMMINA AX / FEMALE AX

**TABELLA COLORI
COLOURS TABLE**

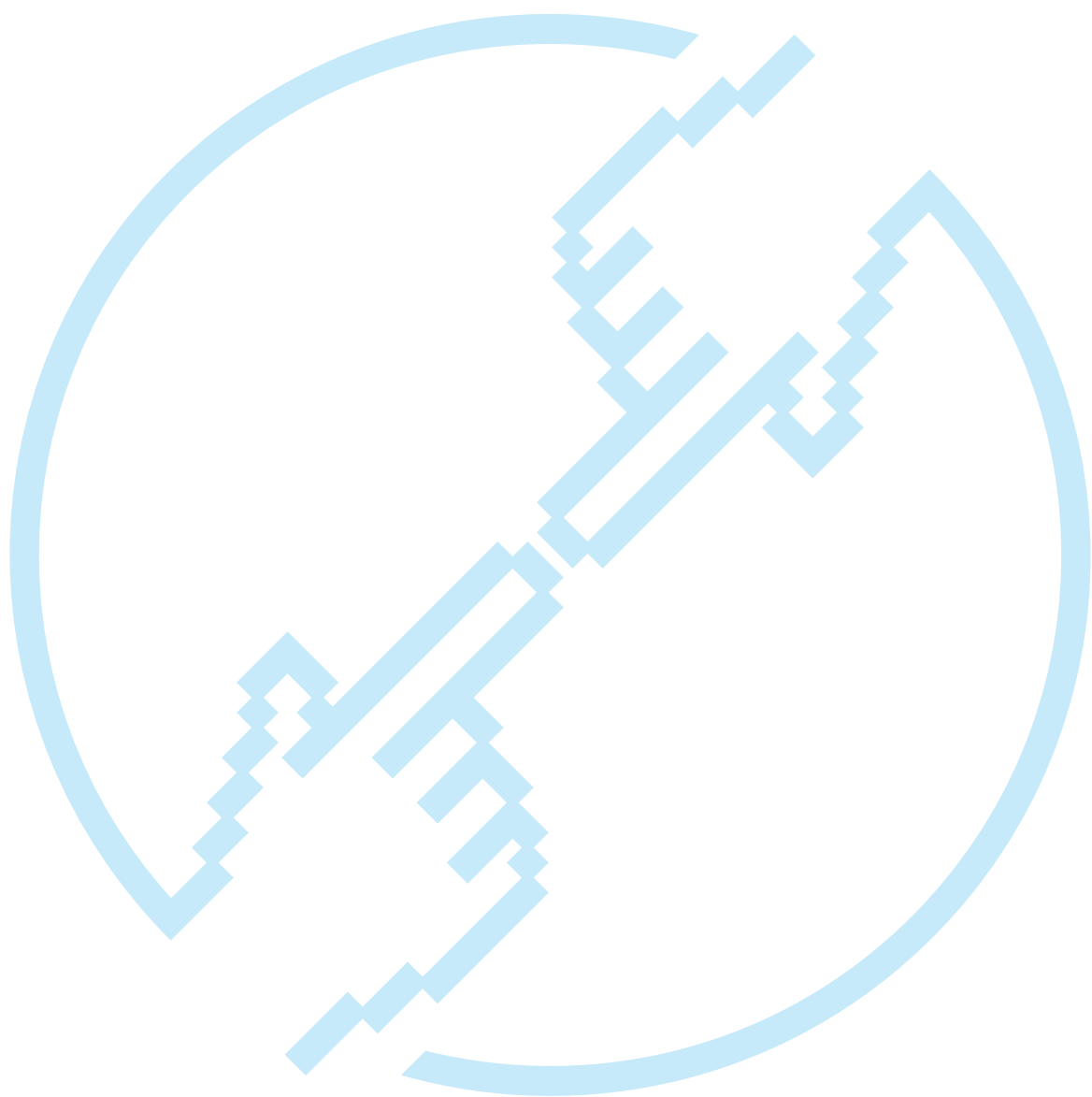
1		BK1
2		BK2
3		BK3
PE		YEGN



SPECIFICHE TECNICHE	TECHNICAL SPECIFICATIONS	
Normativa di riferimento	Reference standards	IEC 61076-2-111
Corrente Nominale	Nominal Currents	12A
Tensione Nominale	Nominal Voltage	630V
Grado di protezione	Protection Class	IP67
Resistività di massa	Resistance	≤ 3mΩ
Temperatura di esercizio (connettore)	Working Temperature	-40/+85°C

COMPOSIZIONE CODICE CODE COMPOSITION	CONFIGURAZIONI AGGIUNTIVE MORE CONFIGURATIONS
F = Femmina / female M = Maschio / male	Tipo (vedi sotto) Type (see below)
AS-M12S*04050*/*****	
S = Connettore Cod. S	H = connettore schermato shielded connector
lunghezza cavo cable length 001 = 10 cm 010 = 1 m 100 = 10 m	Tipo / Type 59G91 27G90 11G91 10G91

COD.	CO	COS	RO	ROS
SPECIFICHE CAVO CABLE SPECIFICATIONS	CAVO PVC PVC CABLE	CAVO PVC SCHERMATO PVC SHIELDED CABLE	CAVO PUR PUR CABLE	CAVO PUR SCHERMATO PUR SHIELDED CABLE
Sezioni Sections	AWG 15 4X1,5	AWG 15 4X1,5	AWG 15 4X1,5	AWG 15 4X1,5
Normative di riferimento Reference standards				
Diametri	8,0 +/- 0,2	8,0 +/- 0,2	8,0 +/- 0,2	8,0 +/- 0,2
Guaina esterna Outer Jacket	colour Orange similar RAL2003 PUR (ether based) conform to UL AWM Style 21223 Oil resistant ENS0363-10-2 Halogen free IEC60754-1	colour Orange similar RAL2003 PUR (ether based) conform to UL AWM Style 21223 Oil resistant ENS0363-10-2 Halogen free IEC60754-1	PUR (ether based) Orange UL AWM STYLE 21223 Oil resistant ENS0363-10-2 Halogen free	PUR (ether based) Orange UL AWM STYLE 21223 Oil resistant ENS0363-10-2 Halogen free
Velocità di traslazione Traslation's speed	180 mt/min	180 mt/min	180 mt/min	180 mt/min
Accelerazione Acceleration	10 mt / seqq	10 mt / seqq	10 mt / seqq	10 mt / seqq
Schermatura Shield	---	Stranded bare copper wire; 81x0.15mm	---	Stranded bare copper wire; 81x0.15mm



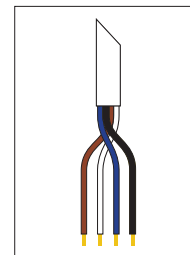
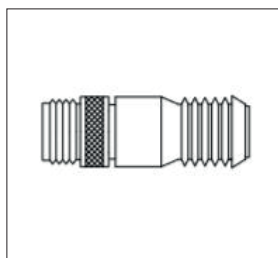
M12 POTENZA CODIFICA T

M12 POWER T CODED



M12 POWER T CODED

MASCHIO AX / MALE AX



FEMMINA AX / FEMALE AX

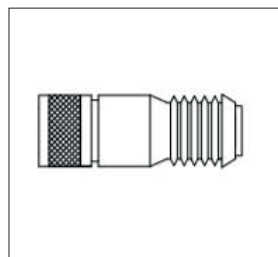


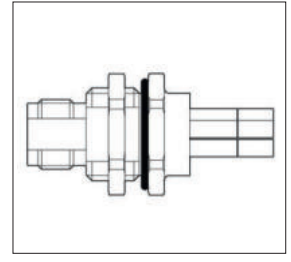
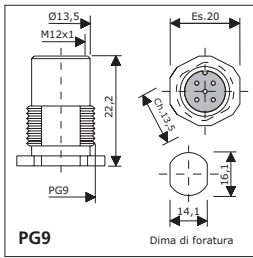
TABELLA COLORI COLOURS TABLE	
1	BROWN
2	WHITE
3	BLUE
4	BLACK

COMPOSIZIONE CODICE CODE COMPOSITION	CONFIGURAZIONI AGGIUNTIVE MORE CONFIGURATIONS
Tipologia cavo (vedi cod. in tabella) Cable type (code like table) AX = Dritto / Straight PX = Pannello / panel AS-M12T***04050**/*	G = grafoplast H = connettore schermato shielded connector
T = Connector Cod. T F = Femmina / female M = Maschio / male lunghezza cavo cable length 001 = 10 cm 010 = 1 m 100 = 10 m	

COMPOSIZIONE CODICE CODE COMPOSITION	CONFIGURAZIONI AGGIUNTIVE MORE CONFIGURATIONS
Tipologia cavo (vedi cod. in tabella) Cable type (code like table) T = Connector Cod. T AS-PLT0500404/**/*	G = grafoplast H = connettore schermato shielded connector
lunghezza cavo cable length 001 = 10 cm 010 = 1 m 100 = 10 m	

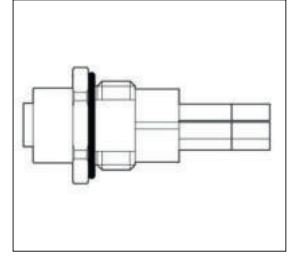
A M12 4 POLI / 4 PINS					
		F AX	F AN	M AX	M AN
B M12 4 POLI / 4 PINS		05	13	25	30
		04	12	24	
		02	10		
		01			

MASCHIO AX / MALE AX



FEMMINA AX / FEMALE AX

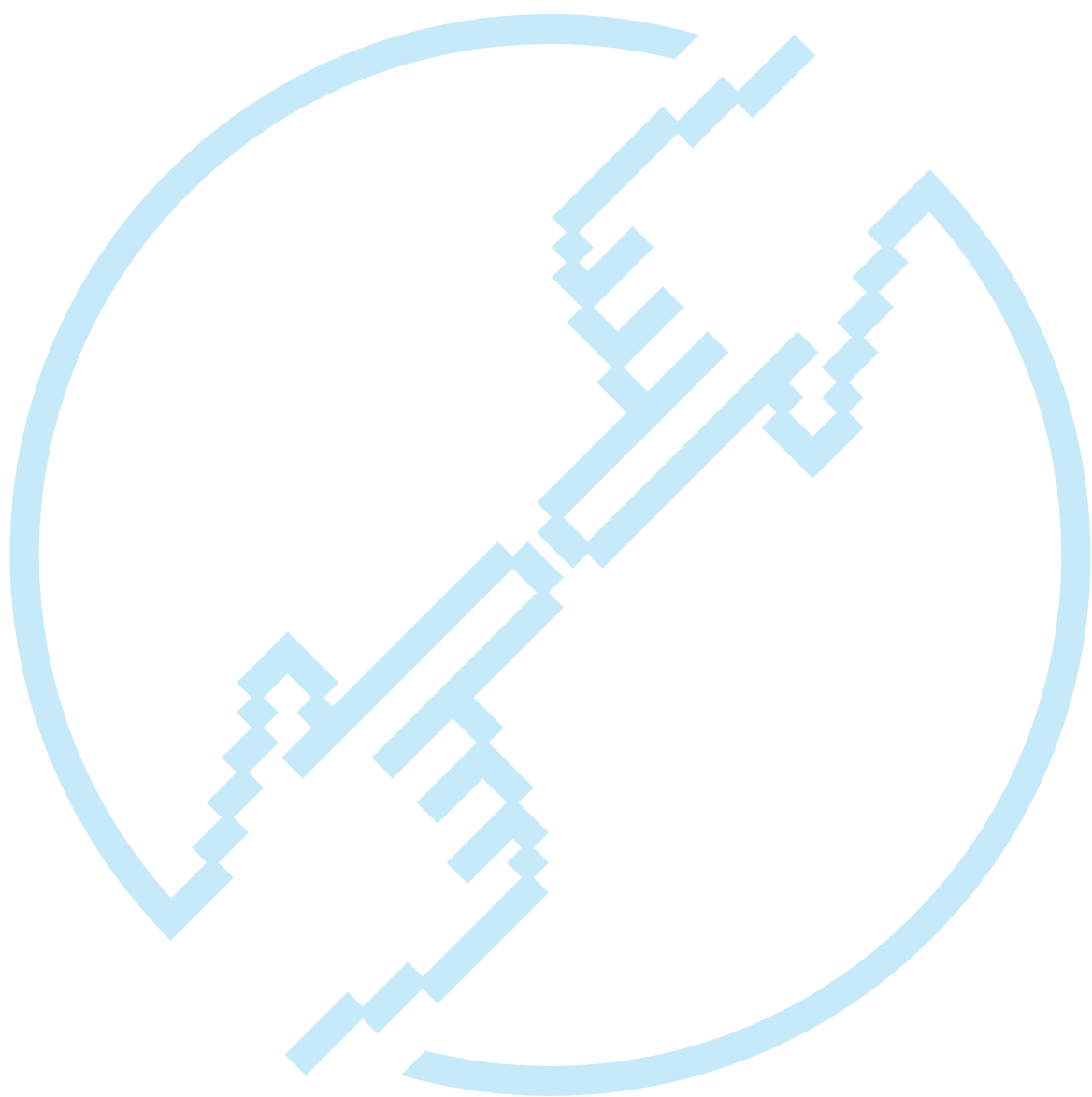
TABELLA COLORI COLOURS TABLE	
1	BROWN
2	WHITE
3	BLUE
4	BLACK



SPECIFICHE TECNICHE	TECHNICAL SPECIFICATIONS	
Normativa di riferimento	Reference standards	IEC 61076-2-111
Corrente Nominale	Nominal Currents	12A
Tensione Nominale	Nominal Voltage	63V
Grado di protezione	Protection Class	IP67
Resistività di massa	Resistance	≤ 5mΩ
Temperatura di esercizio (connettore)	Working Temperature	-40/+85°C

COMPOSIZIONE CODICE CODE COMPOSITION	CONFIGURAZIONI AGGIUNTIVE MORE CONFIGURATIONS
<p>F = Femmina / female M = Maschio / male</p> <p>AS-M12T*04050*/*****</p> <p>T = Connector Cod. S</p>	<p>Tipo (vedi sotto) Type (see below)</p> <p>H = connettore schermato shielded connector</p> <p>Tipo / Type</p> <p>59G91 27G90 11G91 10G91</p>
<p>lunghezza cavo cable length</p> <p>001 = 10 cm 010 = 1 m 100 = 10 m</p>	

COD.	CN	CNS	RN	RNS
SPECIFICHE CAVO CABLE SPECIFICATIONS	CAVO PVC POSA FISSA PVC CABLE FIXED POSE	CAVO PVC SCHERMATO POSA FISSA PVC SHIELDED CABLE FIXED POSE	CAVO PUR POSA MOBILE PUR DYNAMIC INSTALL. CABLE	CAVO PUR SCHERMATO POSA MOBILE PUR SHIELDED DYNAMIC INSTALL. CABLE
Sezioni Sections	AWG 15 4X1,5	AWG 15 4X1,5	AWG 15 4X1,5	AWG 15 4X1,5
Normative di riferimento Reference standards				
Diametri	8,0 +/- 0.2	8,0 +/- 0.2	8,0 +/- 0.2	8,0 +/- 0.2
Guaina esterna Outer Jacket	colour Black similar RAL9005 UL AWM Style 21223 Oil Resistant UL758/UL2556/EN50363-10-2 Halogen Free EN50267-2-1	colour Black similar RAL9005 UL AWM Style 21223 Oil Resistant UL758/UL2556/EN50363-10-2 Halogen Free EN50267-2-1	PUR colour Black similar RAL9005 UL AWM Style 21223 Oil Resistant UL758/UL2556/EN50363-10-2 Halogen Free EN50267-2-1	PUR colour Black similar RAL9005 UL AWM Style 21223 Oil Resistant UL758/UL2556/EN50363-10-2 Halogen Free EN50267-2-1
Velocità di traslazione Traslation's speed	180 mt/min	180 mt/min	180 mt/min	180 mt/min
Accelerazione Acceleration	10 mt / secq	10 mt / secq	10 mt / secq	10 mt / secq
Schermatura Shield	---	Tinned copper wire braid. Coverage above 85%.	---	Tinned copper wire braid. Coverage above 85%.




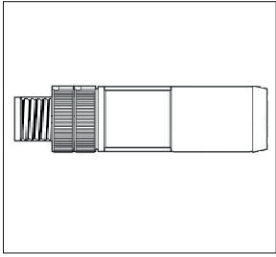
M12 POTENZA CODIFICA K

M12 POWER K CODED



M12 POWER K CODED

MASCHIO AX / MALE AX



FEMMINA AX / FEMALE AX

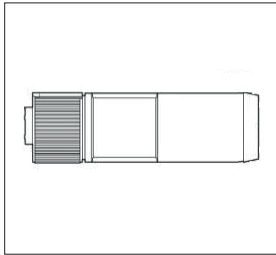


TABELLA COLORI
COLOURS TABLE

1	BK1
2	BK2
3	BK3
4	BK4
5	YEGN

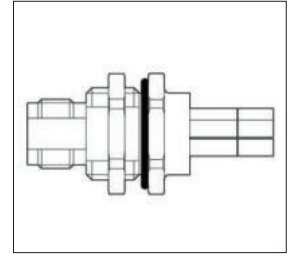
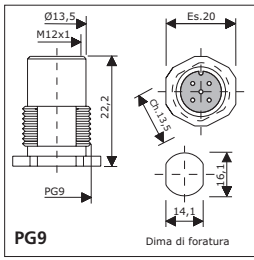
COMPOSIZIONE CODICE CODE COMPOSITION	CONFIGURAZIONI AGGIUNTIVE MORE CONFIGURATIONS
Tipologia cavo (vedi cod. in tabella) Cable type (code like table) AX = Dritto / Straight PX = Pannello / panel AS-M12K***04050***	G = grafoplast H = connettore schermato shielded connector
K = Connector Cod. K F = Femmina / female M = Maschio / male	
lunghezza cavo cable length 001 = 10 cm 010 = 1 m 100 = 10 m	

COMPOSIZIONE CODICE CODE COMPOSITION	CONFIGURAZIONI AGGIUNTIVE MORE CONFIGURATIONS
Tipologia cavo (vedi cod. in tabella) Cable type (code like table) K = Connector Cod. K AS-PLK0500504/***/*	G = grafoplast H = connettore schermato shielded connector
lunghezza cavo cable length 001 = 10 cm 010 = 1 m 100 = 10 m	

A M12 5 POLI / 5 PINS

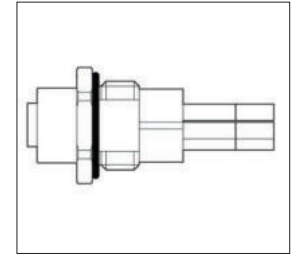

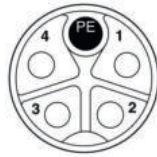
		F AX	F AN	M AX	M AN
B M12 5 POLI / 5 PINS	M AN	05	13	25	30
	M AX	04	12	24	
	F AN	02	10		
	F AX	01			

MASCHIO AX / MALE AX



FEMMINA AX / FEMALE AX


TABELLA COLORI		COLOURS TABLE	
1		BK1	
2		BK2	
3		BK3	
4		BK4	
5		YEGN	



SPECIFICHE TECNICHE	TECHNICAL SPECIFICATIONS	
Normativa di riferimento	Reference standards	IEC 61076-2-111
Corrente Nominale	Nominal Currents	12A
Tensione Nominale	Nominal Voltage	630V
Grado di protezione	Protection Class	IP67
Resistività di massa	Resistance	≤ 5mΩ
Temperatura di esercizio (connettore)	Working Temperature	-40/+85°C

COMPOSIZIONE CODICE CODE COMPOSITION	CONFIGURAZIONI AGGIUNTIVE MORE CONFIGURATIONS
F = Femmina / female M = Maschio / male	Tipo (vedi sotto) Type (see below)
AS-M12K*04050*/*****	
K = Connector Cod. S	H = connettore schermato shielded connector
lunghezza cavo cable length 001 = 10 cm 010 = 1 m 100 = 10 m	Tipo / Type 59G91 27G90 11G91 10G91

COD.	C	CS	R	RS
SPECIFICHE CAVO CABLE SPECIFICATIONS	CAVO PVC POSA FISSA PVC CABLE FIXED POSE	CAVO PVC SCHERMATO POSA FISSA PVC SHIELDED CABLE FIXED POSE	CAVO PUR POSA MOBILE PUR DYNAMIC INSTALL. CABLE	CAVO PUR SCHERMATO POSA MOBILE PUR SHIELDED DYNAMIC INSTALL. CABLE
Sezioni Sections	5 X 1,5 AWG 15	5 X 1,5 AWG 15	5 X 1,5 AWG 15	5 X 1,5 AWG 15
Normative di riferimento Reference standards				
Diametri Diameters	9,1+/-0.35	9,1+/-0.35	9,2+/-0.35	9,2+/-0.35
Guaina esterna Outer Jacket	Oil Resistant EN 60811-404 Halogen Gas ≤ 18% IEC 60754 Water Absorption EN 60811-402 Fire Behavior UL 758	Oil Resistant EN 60811-404 Halogen Gas ≤ 18% IEC 60754 Water Absorption EN 60811-402 Fire Behavior UL 758	OIL resistant IEC 60811-404(EU) UV Resistant Halogen FREE	OIL resistant IEC 60811-404(EU) UV Resistant Halogen FREE
Velocità di traslazione Traslation's speed	300 mt/min	300 mt/min	300 mt/min	300 mt/min
Accelerazione Acceleration	20 m/secq	20 m/secq	20 m/secq	20 m/secq
Schematura Shield	---	Tinned copper wire braid. Coverage above 85%.	---	Tinned copper wire braid. Coverage above 85%.




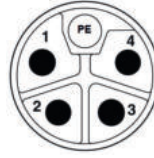
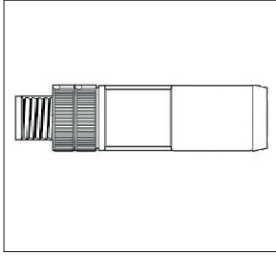
M12 POTENZA CODIFICA L

M12 POWER L CODED



M12 POWER L CODED

MASCHIO AX / MALE AX



FEMMINA AX / FEMALE AX

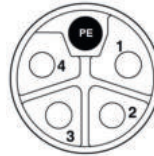
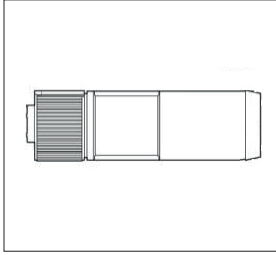


TABELLA COLORI
COLOURS TABLE

1	BK1
2	BK2
3	BK3
4	BK4
5	YEGN

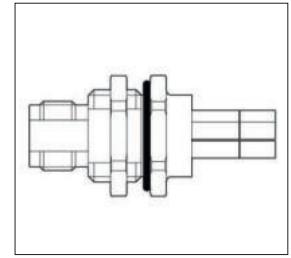

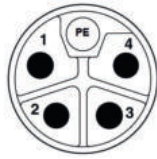
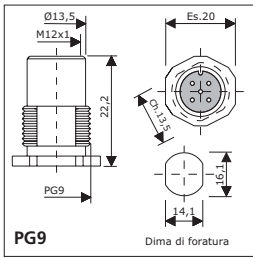
COMPOSIZIONE CODICE CODE COMPOSITION	CONFIGURAZIONI AGGIUNTIVE MORE CONFIGURATIONS
Tipologia cavo (vedi cod. in tabella) Cable type (code like table) AX = Dritto / Straight PX = Pannello / panel L = Connector Cod. L F = Femmina / female M = Maschio / male	Tipologia cavo (vedi cod. in tabella) Cable type (code like table) G = grafoplast H = connettore schermato shielded connector lunghezza cavo cable length 001 = 10 cm 010 = 1 m 100 = 10 m
AS-M12L***05050**/*	

COMPOSIZIONE CODICE CODE COMPOSITION	CONFIGURAZIONI AGGIUNTIVE MORE CONFIGURATIONS
Tipologia cavo (vedi cod. in tabella) Cable type (code like table) L = Connector Cod. L lunghezza cavo cable length 001 = 10 cm 010 = 1 m 100 = 10 m	G = grafoplast H = connettore schermato shielded connector
AS-PLL0500404/**/*	

A M12 5 POLI / 5 PINS

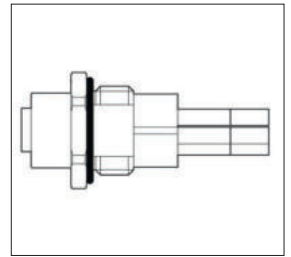
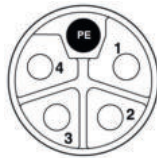
		F AX	F AN	M AX	M AN
B M12 5 POLI / 5 PINS	M AN				30
	M AX			24	
	F AN		10		
	F AX	01			

MASCHIO AX / MALE AX



FEMMINA AX / FEMALE AX


TABELLA COLORI COLOURS TABLE	
1	BK1
2	BK2
3	BK3
4	BK4
5	YEGN



SPECIFICHE TECNICHE	TECHNICAL SPECIFICATIONS	
Normativa di riferimento	Reference standards	IEC 61076-2-111
Corrente Nominale	Nominal Currents	12A
Tensione Nominale	Nominal Voltage	63V
Grado di protezione	Protection Class	IP65
Resistività di massa	Resistance	≤ 5mΩ
Temperatura di esercizio (connettore)	Working Temperature	-40/+85°C

COMPOSIZIONE CODICE CODE COMPOSITION	CONFIGURAZIONI AGGIUNTIVE MORE CONFIGURATIONS
F = Femmina / female M = Maschio / male	Tipo (vedi sotto) Type (see below)
AS-M12L*04050*	*****
L = Connector Cod. S	H = connettore schermato shielded connector
lunghezza cavo cable length 001 = 10 cm 010 = 1 m 100 = 10 m	Tipo / Type 59G91 27G90 11G91 10G91

COD.	CO	COS	RO	ROS
SPECIFICHE CAVO CABLE SPECIFICATIONS	CAVO PVC POSA FISSA PVC CABLE FIXED POSE	CAVO PVC SCHERMATO POSA FISSA PVC SHIELDED CABLE FIXED POSE	CAVO PUR POSA MOBILE PUR DYNAMIC INSTALL. CABLE	CAVO PUR SCHERMATO POSA MOBILE PUR SHIELDED DYNAMIC INSTALL. CABLE
Sezioni Sections	5 X 1,5 AWG 16	5 X 1,5 AWG 16	5 X 1,5 AWG 16	5 X 1,5 AWG 16
Normative di riferimento Reference standards				
Diametri Diameters	9,2±0.35	9,2±0.35	9,2±0.35	9,2±0.35
Guaina esterna Outer Jacket	Oil Resistant EN 60811-404 Halogen Gas ≤ 18% IEC 60754 Water Absorption EN 60811-402 Fire Behavior UL 758	Oil Resistant EN 60811-404 Halogen Gas ≤ 18% IEC 60754 Water Absorption EN 60811-402 Fire Behavior UL 758	OIL resistant IEC 60811-404(EU) UV Resistant Halogen FREE	OIL resistant IEC 60811-404(EU) UV Resistant Halogen FREE
Velocità di traslazione Traslation's speed	300 mt/min	300 mt/min	300 mt/min	300 mt/min
Accelerazione Acceleration	20 m/sec ²	20 m/sec ²	20 m/sec ²	20 m/sec ²
Schermatura Shield	---	Tinned copper wire braid. Coverage above 85%.	---	Tinned copper wire braid. Coverage above 85%.



PROFIBUS

PROFIBUS

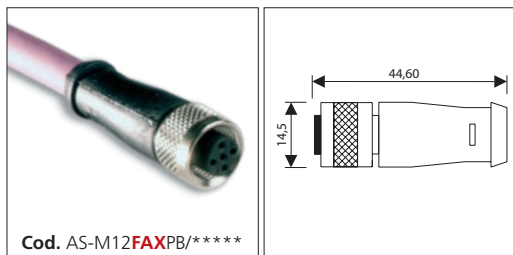
Connettori e Prolunghe per Reti Profibus

*Connectors and extenders
for Profibus networks*

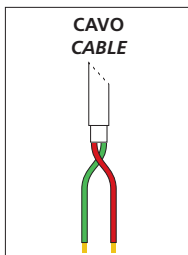


PROFIBUS

FEMMINA AX / FEMALE AX

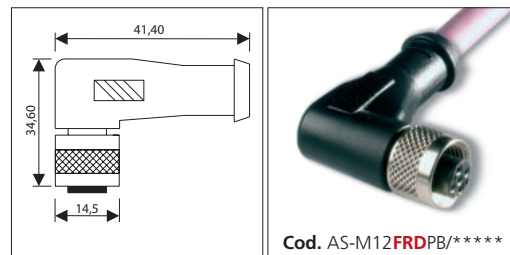


Cod. AS-M12FAXPB/*****




PROFIBUS

FEMMINA RD / FEMALE RD



Cod. AS-M12FRDPB/*****

MASCHIO AX / MALE AX

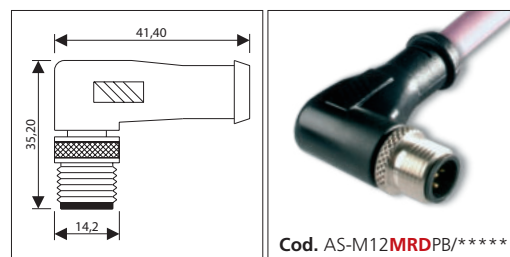


Cod. AS-M12MAXPB/*****

TABELLA COLORI		COLOURS TABLE	
2	LINE A		GN
4	LINE B		RD

CONNETTORE SCHERMATO
SHIELDED CONNECTOR

MASCHIO RD / MALE RD



Cod. AS-M12MRDPB/*****

COMPOSIZIONE CODICE CODE COMPOSITION	CONFIGURAZIONI AGGIUNTIVE MORE CONFIGURATIONS
Tipologia cavo (vedi cod. in tabella) Cable type (code like table) Cod. (vedi disegno) Code (like drawing) AS-M12***PB/050*	X = ghiera inox / inox ring nut
lunghezza cavo cable length 001 = 10 cm 010 = 1 m 100 = 10 m	

CONFIGURAZIONI AGGIUNTIVE / MORE CONFIGURATIONS

Ghiera Inox AISI 304 / Inox AISI 304 Ring Nut min. 50 pcs **X**

MATERIALI

Portacontatto in ABS V0 UL94 autoestinguente, contatto tornito in ottone dorato AU03 (maschio) o stampato in bronzo fosforoso e doratura gold flash (femmina), ghiera di tenuta meccanica in Ottone Nichelato, corpo in poliammide nero durezza shore 92H. O-ring di tenuta in Viton (femmina)

MATERIALS

Contact plug in self-extinguishing ABS UL94, turned contact with gold plating AU03 (male) or phosphorous bronze contact with gold flash (female), metal ring nut in nickel-plated brass, body in black polyamide, shore hardness 92H. O-ring in Viton (female).

SPECIFICHE TECNICHE

TECHNICAL SPECIFICATIONS

Normativa di riferimento	Reference standards	IEC 61076-2-101
Corrente Nominale	Nominal Currents	4 A
Tensione Nominale	Nominal Voltage	60 V AC-DC
Grado di protezione	Protection Class	IP67
Resistività di massa	Resistance	≤ 5mΩ
Temperatura di esercizio	Working Temperature	-20/+80°C

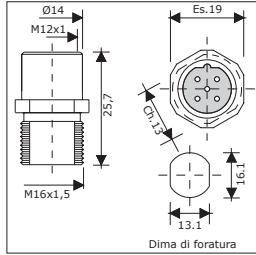
PROFIBUS

COD.	(F)	(M)
SPECIFICHE CAVO CABLE SPECIFICATIONS	CAVO PVC POSA FISSA PVC FIXED INSTALL. CABLE	CAVO PUR POSA MOBILE PUR DYNAMIC INSTALL. CABLE
Sezioni Sections	(1 x 2 x 0.64 Ø) SNST	(1 x 2 x 0.64 Ø) SNST
Diametri Diameter	7.7 +/- 0.2	7.8 +/- 0.2
Guaina Esterna Outer Jacket	PVC Violet Ral 4001 Oil resistant --- STYLE 2464 Flam retardant FT1	PUR Violet Ral 4001 Oil resistant UL758/ UL2556/ EN50363-10-2 STYLE 20549 Flam retardant FT2 Halogen Free
Norme di riferimento Reference standards	Desina	Desina
Caratteristiche elettriche Electrical characteristics	Nominal Impedence 150 ohm +/- 15 Transmission speed up to 200 mt - 12 Mbit/s	Nominal capacity 50 pF/m Impedence 100 ohm +/- 15 Transmission speed up to 200 mt - 12 Mbit/s
Temperatura di lavoro Work range	-20 / +80°C Static App.	-30 / +80°C Static App. -15 / +70°C Dynamic App.
Raggio di curvatura Bending radius	5 x Ø esterno Static App.	5 x Ø esterno Static App. 10 x Ø esterno Dynamic App.
Schermatura Shield	I - in poliestere / alluminio II - A treccia - Copertura ≥ 80% Braided coverage ≥ 80%	I - in poliestere / alluminio II - A treccia - Copertura ≥ 85% Braided coverage ≥ 85%
Velocità di traslazione Traslation's speed	---	300 m / min
Accelerazione Acceleration	---	40 m / secq

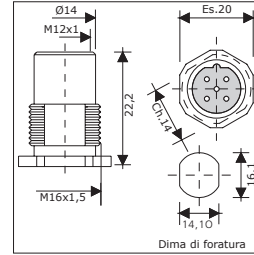
PROFIBUS

PROFIBUS

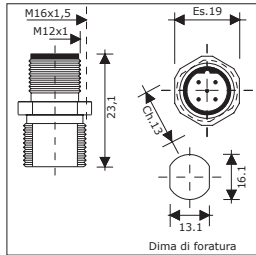
FEMMINA montaggio frontale con cavo FEMALE front mounting with cable



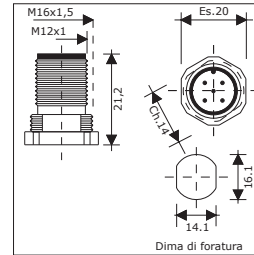
FEMMINA montaggio posteriore con cavo FEMALE rear mounting with cable



MASCHIO montaggio frontale con cavo MALE front mounting with cable



MASCHIO montaggio posteriore con cavo MALE rear mounting with cable



COMPOSIZIONE CODICE CODE COMPOSITION	CONFIGURAZIONI AGGIUNTIVE MORE CONFIGURATIONS
Tipologia cavo (vedi cod. in tabella) Cable type (code like table) Cod. (vedi disegno) Code (like drawing) AS-PB****/050*	X = ghiera inox / inox ring nut
lunghezza cavo cable length 001 = 10 cm 010 = 1 m 100 = 10 m	

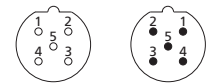
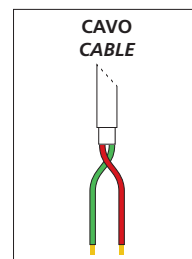


TABELLA COLORI COLOURS TABLE	
2 LINE A	GN
4 LINE B	RD

CONNETTORE SCHERMATO
SHIELDED CONNECTOR

NOTA: Il prodotto è completo di dado e o-ring per fissaggio al pannello.
NOTE: The product is sold with o-ring and fixing nut.

CONFIGURAZIONI AGGIUNTIVE / MORE CONFIGURATIONS		
Ghiera Inox AISI 304 / Inox AISI 304 Ring Nut	min. 50 pcs	X

MATERIALI
Portacontatto in ABS V0 UL94 autoestinguente, contatto tornito in ottone dorato AU03 (maschio) o stampato in bronzo fosforoso e doratura gold flash (femmina), ghiera di tenuta meccanica in Ottone Nichelato. O-ring di tenuta in Viton (femmina)

MATERIALS
Contact plug in self-extinguishing ABS UL94, turned contact with gold plating AU03 (male) or phosphorouse bronze contact with gold flash (female), metal ring nut in nickel-plated brass. O-ring in Viton (female).

SPECIFICHE TECNICHE	TECHNICAL SPECIFICATIONS
Normativa di riferimento	Reference standards IEC 61076-2-101
Corrente Nominale	Nominal Currents 4 A
Tensione Nominale	Nominal Voltage 60 V AC-DC
Grado di protezione	Protection Class IP67
Resistività di massa	Resistance ≤ 5mΩ
Temperatura di esercizio	Working Temperature -20/+80°C

PROFIBUS

COD.	(F)	(M)
SPECIFICHE CAVO CABLE SPECIFICATIONS	CAVO PVC POSA FISSA PVC FIXED INSTALL. CABLE	CAVO PUR POSA MOBILE PUR DYNAMIC INSTALL. CABLE
Sezioni Sections	(1 x 2 x 0.64 Ø) SNVST	(1 x 2 x 0.64 Ø) SNVST
Diametri Diameter	7.7 +/- 0.2	7.8 +/- 0.2
Guaina Esterna Outer Jacket	PVC Violet Ral 4001 Oil resistant --- STYLE 2464 Flam retardant FT1	PUR Violet Ral 4001 Oil resistant UL758/ UL2556/ EN50363-10-2 STYLE 20549 Flam retardant FT2 Halogen Free
Norme di riferimento Reference standards	Desina	Desina
Caratteristiche elettriche Electrical characteristics	Nominal Impedence 150 ohm +/- 15 Transmission speed up to 200 mt - 12 Mbit/s	Nominal capacity 50 pF/m Impedence 100 ohm +/- 15 Transmission speed up to 200 mt - 12 Mbit/s
Temperatura di lavoro Work range	-20 / +80°C Static App.	-30 / +80°C Static App. -15 / +70°C Dynamic App.
Raggio di curvatura Bending radius	5 x Ø esterno Static App.	5 x Ø esterno Static App. 10 x Ø esterno Dynamic App.
Schermatura Shield	I - in poliestere / alluminio II - A treccia - Copertura ≥ 80% Braided coverage ≥ 80%	I - in poliestere / alluminio II - A treccia - Copertura ≥ 85% Braided coverage ≥ 85%
Velocità di traslazione Traslation's speed	---	300 m / min
Accelerazione Acceleration	---	40 m / secq

PROFIBUS

PROFIBUS

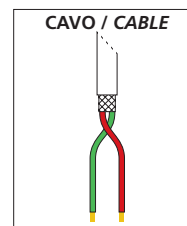


TABELLA COLORI		COLOURS TABLE	
2	LINE A		GN
4	LINE B		RD

CONNETTORE SCHERMATO
SHIELDED CONNECTOR

		A						
		M12						
B	M12		14	18	22	26	33	36
			12	16	20	24	31	
			07	06	01	05		
			03	04	02			
			09	08				
			10					

COMPOSIZIONE CODICE CODE COMPOSITION	CONFIGURAZIONI AGGIUNTIVE MORE CONFIGURATIONS
Tipologia cavo (vedi cod. in tabella) Cable type (code like table)	
Cod. (vedi tabella) Code (like tab)	
AS-PLPB050/***	
Lunghezza cavo Cable length 001 = 10 cm 010 = 1 m 100 = 10 m	X = ghiera inox / inox ring nut

CONFIGURAZIONI AGGIUNTIVE / MORE CONFIGURATIONS

Ghiera Inox AISI 304 / Inox AISI 304 Ring Nut min. 50 pcs **X**

SPECIFICHE TECNICHE	TECHNICAL SPECIFICATIONS
Normativa di riferimento	Reference standards IEC 61076-2-101
Corrente Nominale	Nominal Currents 4 A
Tensione Nominale	Nominal Voltage 60 V AC-DC
Grado di protezione	Protection Class IP67
Resistività di massa	Resistance ≤ 5mΩ
Temperatura di esercizio	Working Temperature -20/+80°C

PROFIBUS

COD.	(F)	(M)
SPECIFICHE CAVO CABLE SPECIFICATIONS	CAVO PVC POSA FISSA PVC FIXED INSTALL. CABLE	CAVO PUR POSA MOBILE PUR DYNAMIC INSTALL. CABLE
Sezioni Sections	(1 x 2 x 0.64 Ø) SN/ST	(1 x 2 x 0.64 Ø) SN/ST
Diametri Diameter	7.7 +/- 0.2	7.8 +/- 0.2
Guaina Esterna Outer Jacket	PVC Violet Ral 4001 Oil resistant --- STYLE 2464 Flam retardant FT1	PUR Violet Ral 4001 Oil resistant UL758/ UL2556/ EN50363-10-2 STYLE 20549 Flam retardant FT2 Halogen Free
Norme di riferimento Reference standards	Desina	Desina
Caratteristiche elettriche Electrical characteristics	Nominal Impedence 150 ohm +/- 15 Transmission speed up to 200 mt - 12 Mbit/s	Nominal capacity 50 pF/m Impedence 100 ohm +/- 15 Transmission speed up to 200 mt - 12 Mbit/s
Temperatura di lavoro Work range	-20 / +80°C Static App.	-30 / +80°C Static App. -15 / +70°C Dynamic App.
Raggio di curvatura Bending radius	5 x Ø esterno Static App.	5 x Ø esterno Static App. 10 x Ø esterno Dynamic App.
Schermatura Shield	I - in poliestere / alluminio II - A treccia - Copertura ≥ 80% Braided coverage ≥ 80%	I - in poliestere / alluminio II - A treccia - Copertura ≥ 85% Braided coverage ≥ 85%
Velocità di traslazione Traslation's speed	---	300 m / min
Accelerazione Acceleration	---	40 m / secq

PROFIBUS

PROFIBUS

ADATTATORE SUB-D Maschio-Femmina / SUB-D ADAPTER Male-Female



Cod. AS-APB2S9***/***

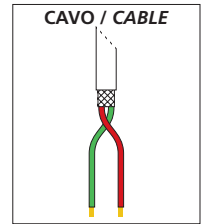
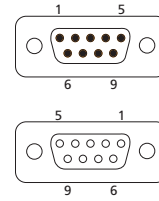
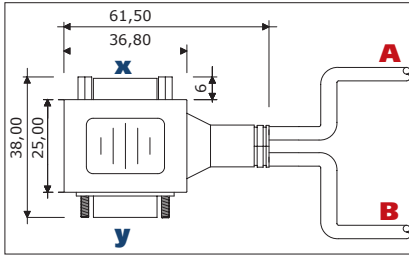


TABELLA COLORI / COLOURS TABLE

A		B		C	
M 12	M 12	LINE A		SUB-D	
2	2	LINE A	GN	8	
4	4	LINE B	RD	3	

CONNETTORE SCHERMATO / SHIELDED CONNECTOR

		A							
		M12					FREE		
		M AX	M RD	F AX	F RD	M 273	F 593	FREE	
B	FREE	09	17	24	30	39	44	45	
	M12	F 593	08	16	23	29	38	43	
		M 273	06	14	21	27	36		
		F RD	04	12	19	25			
		F AX	03	11	18				
		M RD	02	10					
M AX	01								

ORIENTATION SUB-D

X

A-male pin 1 up
B-male pin 1 down
C-female pin 1 up
D-female pin 1 down

Y

A-male pin 1 up
B-male pin 1 down
C-female pin 1 up
D-female pin 1 down

ORIENTAMENTO SUB-D

X

A-maschio pin 1 alto
B-maschio pin 1 basso
C-femmina pin 1 alto
D-femmina pin 1 basso

Y

A-maschio pin 1 alto
B-maschio pin 1 basso
C-femmina pin 1 alto
D-femmina pin 1 basso

COMPOSIZIONE CODICE / CODE COMPOSITION

Tipologia cavo (vedi cod. in tabella)
Cable type (code like table)

Cod. (vedi tabella)
Code (like tab)

AS-APB2S9XY050/***

Orientamento Sub-d
Orientation Sub-d
Code (like tab)

lunghezza cavo
cable length
001 = 10 cm
010 = 1 m
100 = 10 m

CONFIGURAZIONI AGGIUNTIVE / MORE CONFIGURATIONS

X = ghiera inox / inox ring nut

CONFIGURAZIONI AGGIUNTIVE / MORE CONFIGURATIONS

Ghiera Inox AISI 304 / Inox AISI 304 Ring Nut min. 50 pcs **X**

SPECIFICHE TECNICHE	TECHNICAL SPECIFICATIONS	
Normativa di riferimento	Reference standards	IEC 61076-2-101
Corrente Nominale	Nominal Currents	4 A
Tensione Nominale	Nominal Voltage	60 V AC-DC
Grado di protezione	Protection Class	IP67
Resistività di massa	Resistance	≤ 5mΩ
Temperatura di esercizio	Working Temperature	-20/+80°C

PROFIBUS

COD.	(F)	(M)
SPECIFICHE CAVO / CABLE SPECIFICATIONS	CAVO PVC POSA FISSA / PVC FIXED INSTALL. CABLE	CAVO PUR POSA MOBILE / PUR DYNAMIC INSTALL. CABLE
Sezioni / Sections	(1 x 2 x 0.64 Ø) SNST	(1 x 2 x 0.64 Ø) SNST
Diametri / Diameter	7.7 +/- 0.2	7.8 +/- 0.2
Guaina Esterna / Outer Jacket	PVC Violet Ral 4001 Oil resistant --- STYLE 2464 Flam retardant FT1	PUR Violet Ral 4001 Oil resistant UL758/ UL2556/ EN50363-10-2 STYLE 20549 Flam retardant FT2 Halogen Free
Norme di riferimento / Reference standards	Desina	Desina
Caratteristiche elettriche / Electrical characteristics	Nominal Impedence 150 ohm +/- 15 Transmission speed up to 200 mt - 12 Mbit/s	Nominal capacity 50 pF/m Impedence 100 ohm +/- 15 Transmission speed up to 200 mt - 12 Mbit/s
Temperatura di lavoro / Work range	-20 / +80°C Static App.	-30 / +80°C Static App. -15 / +70°C Dynamic App.
Raggio di curvatura / Bending radius	5 x Ø esterno Static App.	5 x Ø esterno Static App. 10 x Ø esterno Dynamic App.
Schermatura / Shield	I - in poliestere / alluminium II - A treccia - Copertura ≥ 80% Braided coverage ≥ 80%	I - in poliestere / alluminium II - A treccia - Copertura ≥ 85% Braided coverage ≥ 85%
Velocità di traslazione / Traslotion's speed	---	300 m / min
Accelerazione / Acceleration	---	40 m / secq

PROFIBUS

TERMINATORE SUB-D / SUB-D TERMINATOR

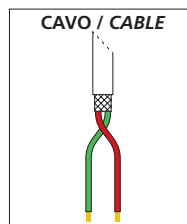
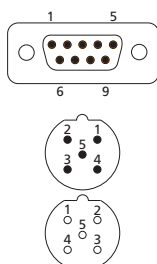
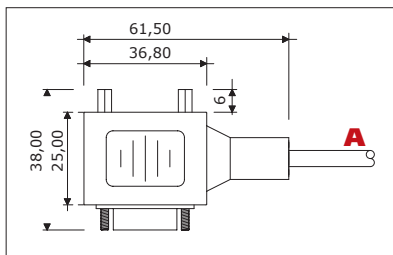


TABELLA COLORI / COLOURS TABLE

A		C	
M 12		SUB-D	
2	LINE A	GN	8
4	LINE B	RD	3

CONNETTORE SCHERMATO
SHIELDED CONNECTOR

COMPOSIZIONE CODICE CODE COMPOSITION

Tipologia cavo (vedi cod. in tabella)
Cable type (code like table)

AS-TPBS9**050**/***

lunghezza cavo
Cable length
001 = 10 cm
010 = 1 m
100 = 10 m

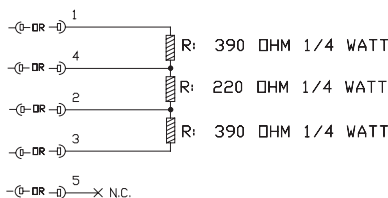
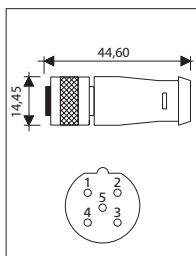
Cod. (vedi tabella)
Code (like tab)

COD.	(F)	(M)
SPECIFICHE CAVO CABLE SPECIFICATIONS	CAVO PVC POSA FISSA PVC FIXED INSTALL. CABLE	CAVO PUR POSA MOBILE PUR DYNAMIC INSTALL. CABLE
Sezioni Sections	(1 x 2 x 0.64 Ø) SNVST	(1 x 2 x 0.64 Ø) SNVST
Diametri Diameter	7.7 +/- 0.2	7.8 +/- 0.2
Guaina Esterna Outer Jacket	PVC Violet Ral 4001 Oil resistant --- STYLE 2464 Flam retardant FT1	PUR Violet Ral 4001 Oil resistant UL758/ UL2556/ EN50363-10-2 STYLE 20549 Flam retardant FT2 Halogen Free
Norme di riferimento Reference standards	Desina	Desina
Caratteristiche elettriche Electrical characteristics	Nominal impedance 150 ohm +/- 15 Transmission speed up to 200 mt - 12 Mbit/s	Nominal capacity 50 pF/m Impedance 100 ohm +/- 15 Transmission speed up to 200 mt - 12 Mbit/s
Temperatura di lavoro Work range	-20 / +80°C Static App.	-30 / +80°C Static App. -15 / +70°C Dynamic App.
Raggio di curvatura Bending radius	5 x Ø esterno Static App.	5 x Ø esterno Static App. 10 x Ø esterno Dynamic App.
Schermatura Shield	I - in poliestere / aluminium II - A treccia - Copertura ≥ 80% Braided coverage ≥ 80%	I - in poliestere / aluminium II - A treccia - Copertura ≥ 85% Braided coverage ≥ 85%
Velocità di traslazione Traslation's speed	---	300 m / min
Accelerazione Acceleration	---	40 m / seq

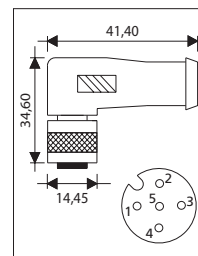
		A								
		M12								FREE
Pin1 in alto		01	02	03	04	05	06	07	08	09
Pin1 in basso		11	12	13	14	15	16	17	18	19

TERMINATORI M12 / M12 TERMINATORS

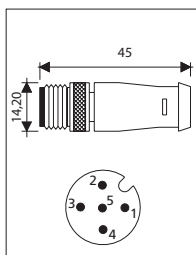
Femmina AX / Female AX



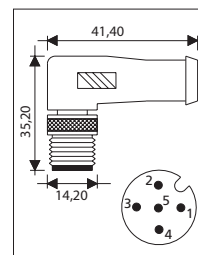
Femmina RD / Female RD



Maschio AX / Male AX



Maschio RD / Male RD



MATERIALI

Portacontatto in ABS V0 UL94 autoestinguente, contatto tornito in ottone dorato AU03 (maschio) o stampato in bronzo fosforoso e doratura gold flash (femmina), ghiera di tenuta meccanica in Ottone Nichelato, corpo in poliammide nero durezza shore 92H. O-ring di tenuta in Viton (femmina)

MATERIALS

Contact plug in self-extinguishing ABS UL94, turned contact with gold plating AU03 (male) or phosphorouse bronze contact with gold flash (female), metal ring nut in nickel-plated brass, body in black polyamide, shore hardness 92H. O-ring in Viton (female).

SPECIFICHE TECNICHE

Normativa di riferimento
Corrente Nominale
Tensione Nominale
Grado di protezione
Resistività di massa
Temperatura di esercizio

TECHNICAL SPECIFICATIONS

Reference standards IEC 61076-2-101
Nominal Currents 4 A
Nominal Voltage 60 V AC-DC
Protection Class IP67
Resistance ≤ 5mΩ
Working Temperature -20/+80°C

DEVICENET

DEVICENET

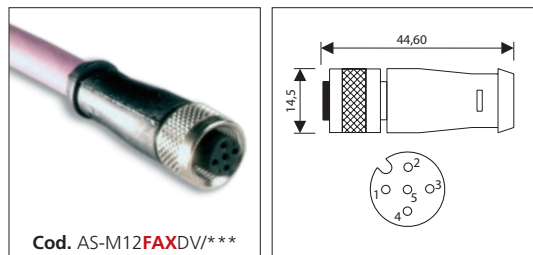
Connettori e Prolunghe per Reti Devicenet

*Connectors and extenders
for Devicenet networks*

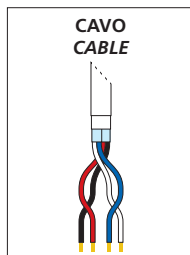


DEVICENET

FEMMINA AX / FEMALE AX

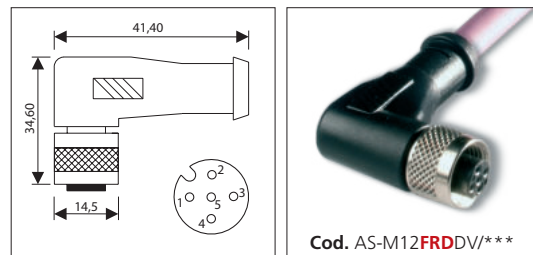


Cod. AS-M12FAXDV/**



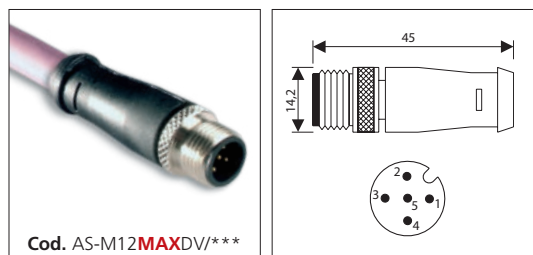
DEVICENET

FEMMINA RD / FEMALE RD



Cod. AS-M12FRDDV/**

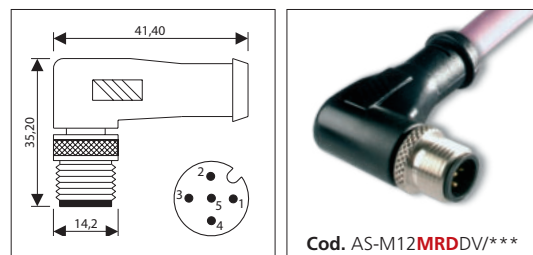
MASCHIO AX / MALE AX



Cod. AS-M12MAXDV/**

	1	2	3	4	5
CAVO CABLE	1	2	3	4	5
TABELLA COLORI COLOURS TABLE	SHIELD	V+	V-	CAN_H	CAN_L
		RD	BK	WH	BU
CONNETTORE SCHERMATO SHIELDED CONNECTOR					

MASCHIO RD / MALE RD



Cod. AS-M12MRDDV/**

COMPOSIZIONE CODICE CODE COMPOSITION	CONFIGURAZIONI AGGIUNTIVE MORE CONFIGURATIONS
Tipologia cavo (vedi cod. in tabella) Cable type (code like table) Cod. (vedi disegno) Code (like drawing)	
AS-M12***DV/050*	X = ghiera inox / inox ring nut
lunghezza cavo cable length 001 = 10 cm 010 = 1 m 100 = 10 m	

CONFIGURAZIONI AGGIUNTIVE / MORE CONFIGURATIONS

Ghiera Inox AISI 304 / *Inox AISI 304 Ring Nut* min. 50 pcs **X**

MATERIALI

Portacontatto in ABS V0 UL94 autoestinguente, contatto tornito in ottone dorato AU03 (maschio) o stampato in bronzo fosforoso e doratura gold flash (femmina), ghiera di tenuta meccanica in Ottone Nichelato, corpo in poliammide nero durezza shore 92H. O-ring di tenuta in Viton (femmina)

MATERIALS

Contact plug in self-extinguishing ABS UL94, turned contact with gold plating AU03 (male) or phosphorouse bronze contact with gold flash (female), metal ring nut in nickel-plated brass, body in black polyamide, shore hardness 92H. O-ring in Viton (female).

SPECIFICHE TECNICHE

TECHNICAL SPECIFICATIONS

Normativa di riferimento	Reference standards	IEC 61076-2-101
Corrente Nominale	Nominal Currents	4 A
Tensione Nominale	Nominal Voltage	60 V AC-DC
Grado di protezione	Protection Class	IP67
Resistività di massa	Resistance	≤ 5mΩ
Temperatura di esercizio	Working Temperature	-20/+80°C

DEVICENET

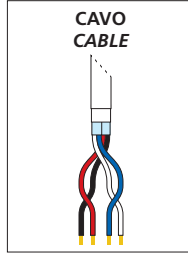
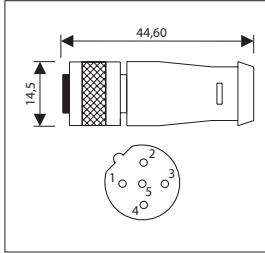
COD.	(F)	(M)
SPECIFICHE CAVO CABLE SPECIFICATIONS	CAVO PVC POSA FISSA PVC FIXED INSTALL. CABLE	CAVO PUR POSA MOBILE PUR DYNAMIC INSTALL. CABLE
Sezioni Sections	(2 x 24awg) SN + (2 x 22awg) SNST	(2 x 24awg) SN + (2 x 22awg) SNST
Diametri Diameter	7 +/- 0.2	7 +/- 0.2
Guaina Esterna Outer Jacket	PVC Violet Ral 4001 Oil resistant ISO 6722 STYLE 2464 Flam Test FT1	PUR Violet Ral 4001 Oil resistant ISO 6722/UL1581/IEC60811-2-1 STYLE 20233 Flam Test FT1
Norme di riferimento Reference standards	Desina	Desina
Caratteristiche elettriche Electrical characteristics	Nominal Impedence 120 ohm +/- 12 Transmission speed up to 200 mt - 500 Kbit/s	Nominal Impedence 120 ohm +/- 12 Transmission speed up to 200 mt - 500 Kbit/s
Temperatura di lavoro Work range	-25 / +80°C Static App. -5 / +80°C Dynamic App.	-40 / +80°C Static App. -20 / +70°C Dynamic App.
Raggio di curvatura Bending radius	10 x Ø esterno	5 x Ø esterno Static App. 10 x Ø esterno Dynamic App.
Schermatura Shield	I - in poliestere / alluminium sulle coppie II - A treccia - Copertura ≥ 65% Braided coverage ≥ 65%	I - in poliestere / alluminium sulle coppie II - A treccia - Copertura ≥ 65% Braided coverage ≥ 65%
Velocità di traslazione Traslation's speed	---	300 m / min
Accelerazione Acceleration	---	40 m / secq

DEVICENET

FEMMINA AX / FEMALE AX



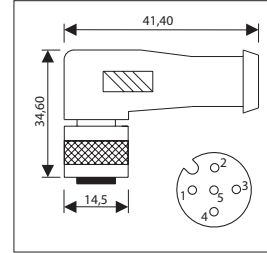
Cod. AS-M12FAXDVB/***



CAVO
CABLE

DEVICENET

FEMMINA RD / FEMALE RD



Cod. AS-M12FRD DVB/***

MASCHIO AX / MALE AX



Cod. AS-M12MAXDVB/***

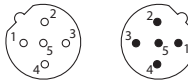
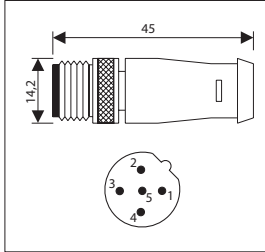
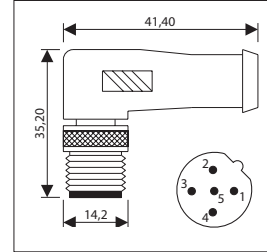


TABELLA COLORI
COLOURS TABLE

BODY	SHIELD		
1	V+	RD	RD
3	V-	BK	BK
2	CAN_H	WH	WH
4	CAN_L	BU	BU

CONNETTORE SCHERMATO
SHIELDED CONNECTOR

MASCHIO RD / MALE RD



Cod. AS-M12MRD DVB/***

COMPOSIZIONE CODICE CODE COMPOSITION	CONFIGURAZIONI AGGIUNTIVE MORE CONFIGURATIONS
<p>Tipologia cavo (vedi cod. in tabella) Cable type (code like table)</p> <p>Cod. (vedi disegno) Code (like drawing)</p> <p>AS-M12***DVB/050*</p> <p>lunghezza cavo cable length 001 = 10 cm 010 = 1 m 100 = 10 m</p>	<p>X = ghiera inox / inox ring nut</p>

CONFIGURAZIONI AGGIUNTIVE / MORE CONFIGURATIONS

Ghiera Inox AISI 304 / Inox AISI 304 Ring Nut min. 50 pcs **X**

MATERIALI

Portacontatto in ABS V0 UL94 autoestinguente, contatto tornito in ottone dorato AU03 (maschio) o stampato in bronzo fosforoso e doratura gold flash (femmina), ghiera di tenuta meccanica in Ottone Nichelato, corpo in poliammide nero durezza shore 92H. O-ring di tenuta in Viton (femmina)

MATERIALS

Contact plug in self-extinguishing ABS UL94, turned contact with gold plating AU03 (male) or phosphorous bronze contact with gold flash (female), metal ring nut in nickel-plated brass, body in black polyamide, shore hardness 92H. O-ring in Viton (female).

SPECIFICHE TECNICHE TECHNICAL SPECIFICATIONS

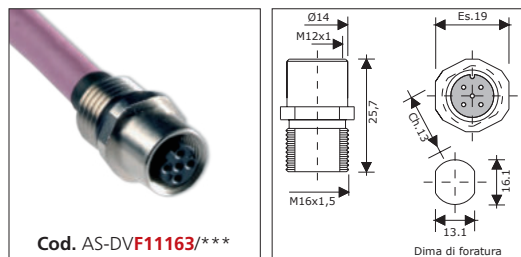
Normativa di riferimento	Reference standards	IEC 61076-2-101
Corrente Nominale	Nominal Currents	4 A
Tensione Nominale	Nominal Voltage	60 V AC-DC
Grado di protezione	Protection Class	IP67
Resistività di massa	Resistance	≤ 5mΩ
Temperatura di esercizio	Working Temperature	-20/+80°C

DEVICENET

COD.	(F)	(M)
SPECIFICHE CAVO CABLE SPECIFICATIONS	CAVO PVC POSA FISSA PVC FIXED INSTALL. CABLE	CAVO PUR POSA MOBILE PUR DYNAMIC INSTALL. CABLE
Sezioni Sections	(2 x 24awg) SN + (2 x 22awg) SN/ST	(2 x 24awg) SN + (2 x 22awg) SN/ST
Diametri Diameter	7 +/- 0.2	7 +/- 0.2
Guaina Esterna Outer Jacket	PVC Violet Ral 4001 Oil resistant ISO 6722 STYLE 2464 Flam Test FT1	PUR Violet Ral 4001 Oil resistant ISO 6722/UL1581/IEC60811-2-1 STYLE 20233 Flam Test FT1
Norme di riferimento Reference standards	Desina	Desina
Caratteristiche elettriche Electrical characteristics	Nominal Impedence 120 ohm +/- 12 Transmission speed up to 200 mt - 500 Kbit/s	Nominal Impedence 120 ohm +/- 12 Transmission speed up to 200 mt - 500 Kbit/s
Temperatura di lavoro Work range	-25 / +80°C Static App. -5 / +80°C Dynamic App.	-40 / +80°C Static App. -20 / +70°C Dynamic App.
Raggio di curvatura Bending radius	10 x Ø esterno	5 x Ø esterno Static App. 10 x Ø esterno Dynamic App.
Schermatura Shield	I - in poliestere / alluminium sulle coppie II - A treccia - Copertura ≥ 65% Braided coverage ≥ 65%	I - in poliestere / alluminium sulle coppie II - A treccia - Copertura ≥ 65% Braided coverage ≥ 65%
Velocità di traslazione Traslation's speed	---	300 m / min
Accelerazione Acceleration	---	40 m / secq

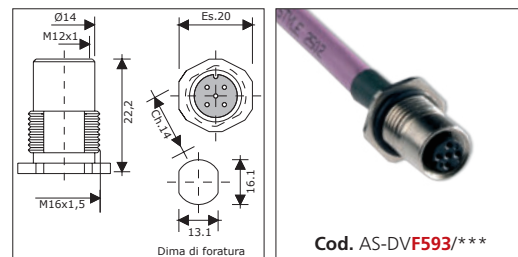
FEMMINA montaggio frontale con cavo

FEMALE front mounting with cable




FEMMINA montaggio posteriore con cavo

FEMALE rear mounting with cable



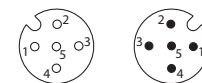
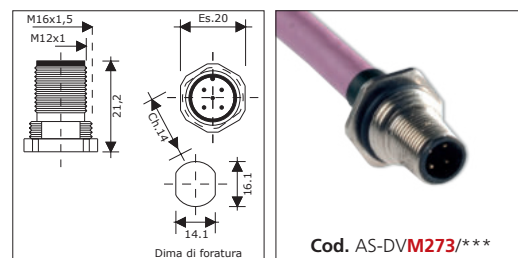
MASCHIO montaggio frontale con cavo

MALE front mounting with cable



MASCHIO montaggio posteriore con cavo

MALE rear mounting with cable



COMPOSIZIONE CODICE CODE COMPOSITION	CONFIGURAZIONI AGGIUNTIVE MORE CONFIGURATIONS
Tipologia cavo (vedi cod. in tabella) Cable type (code like table) Cod. (vedi disegno) Code (like drawing)	
AS-DV****/050*	
lunghezza cavo cable length 001 = 10 cm 010 = 1 m 100 = 10 m	X = ghiera inox / inox ring nut

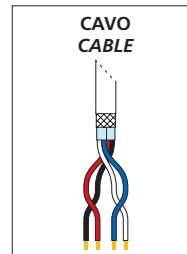


TABELLA COLORI COLOURS TABLE	
1 SHIELD	
2 V+	RD
3 V-	BK
4 CAN_H	WH
5 CAN_L	BU

CONNETTORE SCHERMATO
SHIELDED CONNECTOR

NOTA: Il prodotto è completo di dado e o-ring per fissaggio al pannello.
NOTE: The product is sold with o-ring and fixing nut.

CONFIGURAZIONI AGGIUNTIVE / MORE CONFIGURATIONS		
Ghiera Inox AISI 304 / Inox AISI 304 Ring Nut	min. 50 pcs	X

MATERIALI
 Portacontatto in ABS V0 UL94 autoestinguente, contatto tornito in ottone dorato AU03 (maschio) o stampato in bronzo fosforoso e doratura gold flash (femmina), ghiera di tenuta meccanica in Ottone Nichelato. O-ring di tenuta in Viton (femmina)

MATERIALS
 Contact plug in self-extinguishing ABS UL94, turned contact with gold plating AU03 (male) or phosphorous bronze contact with gold flash (female), metal ring nut in nickel-plated brass. O-ring in Viton (female).

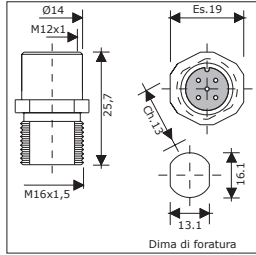
SPECIFICHE TECNICHE	TECHNICAL SPECIFICATIONS
Normativa di riferimento	Reference standards IEC 61076-2-101
Corrente Nominale	Nominal Currents 4 A
Tensione Nominale	Nominal Voltage 60 V AC-DC
Grado di protezione	Protection Class IP67
Resistività di massa	Resistance ≤ 5mΩ
Temperatura di esercizio	Working Temperature -20/+80°C

DEVICENET

COD.	(F)	(M)
SPECIFICHE CAVO CABLE SPECIFICATIONS	CAVO PVC POSA FISSA PVC FIXED INSTALL. CABLE	CAVO PUR POSA MOBILE PUR DYNAMIC INSTALL. CABLE
Sezioni Sections	(2 x 24awg) SN + (2 x 22awg) SN/ST	(2 x 24awg) SN + (2 x 22awg) SN/ST
Diametri Diameter	7 +/- 0.2	7 +/- 0.2
Guaina Esterna Outer Jacket	PVC Violet Ral 4001 Oil resistant ISO 6722 STYLE 2464 Flam Test FT1	PUR Violet Ral 4001 Oil resistant ISO 6722/UL1581/IEC60811-2-1 STYLE 20233 Flam Test FT1
Norme di riferimento Reference standards	Desina	Desina
Caratteristiche elettriche Electrical characteristics	Nominal Impedance 120 ohm +/- 12 Transmission speed up to 200 mt - 500 Kbit/s	Nominal Impedance 120 ohm +/- 12 Transmission speed up to 200 mt - 500 Kbit/s
Temperatura di lavoro Work range	-25 / +80°C Static App. -5 / +80°C Dynamic App.	-40 / +80°C Static App. -20 / +70°C Dynamic App.
Raggio di curvatura Bending radius	10 x Ø esterno	5 x Ø esterno Static App. 10 x Ø esterno Dynamic App.
Schermatura Shield	I - in poliestere / alluminium sulle coppie II - A treccia - Copertura ≥ 65% Braided coverage ≥ 65%	I - in poliestere / alluminium sulle coppie II - A treccia - Copertura ≥ 65% Braided coverage ≥ 65%
Velocità di traslazione Traslation's speed	---	300 m / min
Accelerazione Acceleration	---	40 m / secq

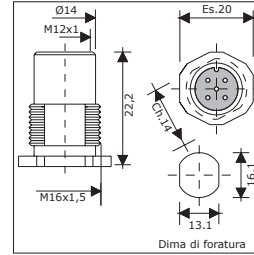
FEMMINA montaggio frontale con cavo

FEMALE front mounting with cable



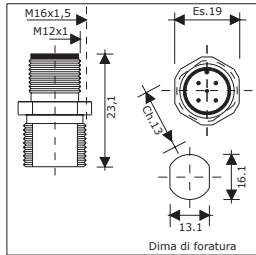
FEMMINA montaggio posteriore con cavo

FEMALE rear mounting with cable



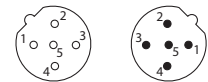
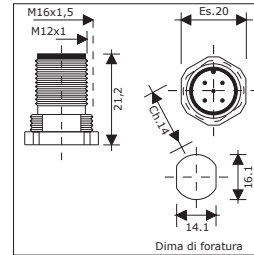
MASCHIO montaggio frontale con cavo

MALE front mounting with cable



MASCHIO montaggio posteriore con cavo

MALE rear mounting with cable



COMPOSIZIONE CODICE
CODE COMPOSITION

Tipologia cavo (vedi cod. in tabella)
Cable type (code like table)

Cod. (vedi disegno)
Code (like drawing)

AS-DVB****/050*

lunghezza cavo
cable length
001 = 10 cm
010 = 1 m
100 = 10 m

CONFIGURAZIONI AGGIUNTIVE
MORE CONFIGURATIONS

X = ghiera inox / inox ring nut

NOTA: Il prodotto è completo di dado e o-ring per fissaggio al pannello.

NOTE: The product is sold with o-ring and fixing nut.

CONFIGURAZIONI AGGIUNTIVE / MORE CONFIGURATIONS

Ghiera Inox AISI 304 / Inox AISI 304 Ring Nut min. 50 pcs X

MATERIALI

Portacontatto in ABS V0 UL94 autoestinguente, contatto tornito in ottone dorato AU03 (maschio) o stampato in bronzo fosforoso e doratura gold flash (femmina), ghiera di tenuta meccanica in Ottone Nichelato. O-ring di tenuta in Viton (femmina)

MATERIALS

Contact plug in self-extinguishing ABS UL94, turned contact with gold plating AU03 (male) or phosphorouse bronze contact with gold flash (female), metal ring nut in nickel-plated brass. O-ring in Viton (female).

SPECIFICHE TECNICHE	TECHNICAL SPECIFICATIONS	
Normativa di riferimento	Reference standards	IEC 61076-2-101
Corrente Nominale	Nominal Currents	4 A
Tensione Nominale	Nominal Voltage	60 V AC-DC
Grado di protezione	Protection Class	IP67
Resistività di massa	Resistance	≤ 5mΩ
Temperatura di esercizio	Working Temperature	-20/+80°C

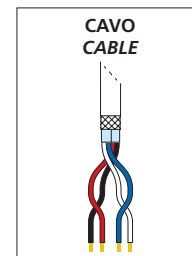


TABELLA COLORI
COLOURS TABLE

BODY	SHIELD		
1	V+		RD
3	V-		BK
2	CAN_H		WH
4	CAN_L		BU

CONNETTORE SCHERMATO
SHIELDED CONNECTOR

DEVICENET

COD.	(F)	(M)
SPECIFICHE CAVO CABLE SPECIFICATIONS	CAVO PVC POSA FISSA PVC FIXED INSTALL. CABLE	CAVO PUR POSA MOBILE PUR DYNAMIC INSTALL. CABLE
Sezioni Sections	(2 x 24awg) SN + (2 x 22awg) SNVST	(2 x 24awg) SN + (2 x 22awg) SNVST
Diametri Diameter	7 +/- 0.2	7 +/- 0.2
Guaina Esterna Outer Jacket	PVC Violet Ral 4001 Oil resistant ISO 6722 STYLE 2464 Flam Test FT1	PUR Violet Ral 4001 Oil resistant ISO 6722/ UL1581/ IEC60811-2-1 STYLE 20233 Flam Test FT1
Norme di riferimento Reference standards		
Caratteristiche elettriche Electrical characteristics	Nominal Impedence 120 ohm +/- 12 Transmission speed up to 200 mt - 500 Kbit/s	Nominal Impedence 120 ohm +/- 12 Transmission speed up to 200 mt - 500 Kbit/s
Temperatura di lavoro Work range	-25 / +80°C Static App. -5 / +80°C Dynamic App.	-40 / +80°C Static App. -20 / +70°C Dynamic App.
Raggio di curvatura Bending radius	10 x Ø esterno	5 x Ø esterno Static App. 10 x Ø esterno Dynamic App.
Schermatura Shield	I - in poliestere / aluminium sulle coppie II - A treccia - Copertura ≥ 65% Braided coverage ≥ 65%	I - in poliestere / aluminium sulle coppie II - A treccia - Copertura ≥ 65% Braided coverage ≥ 65%
Velocità di traslazione Traslation's speed	---	300 m / min
Accelerazione Acceleration	---	40 m / secq

DEVICENET

DEVICENET



		A						
		M12						
		M AX	M RD	F AX	F RD	M 273	F 593	
B	M12		14	18	22	26	33	36
			12	16	20	24	31	
			07	06	01	05		
			03	04	02			
			09	08				
			10					

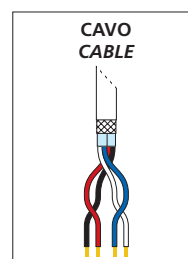
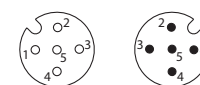


TABELLA COLORI COLOURS TABLE

1	SHIELD		
2	V+		RD
3	V-		BK
4	CAN_H		WH
5	CAN_L		BU

CONNETTORE SCHERMATO SHIELDED CONNECTOR

COMPOSIZIONE CODICE CODE COMPOSITION

Tipologia cavo (vedi cod. in tabella) Cable type (code like table)

AS-PLDV050/***

lunghezza cavo cable lenght
001 = 10 cm
010 = 1 m
100 = 10 m
Cod. (vedi tabella) Code (like tab)

CONFIGURAZIONI AGGIUNTIVE MORE CONFIGURATIONS

X = ghiera inox / inox ring nut

DEVICENET

COD.	(F)	(M)
SPECIFICHE CAVO CABLE SPECIFICATIONS	CAVO PVC POSA FISSA PVC FIXED INSTALL. CABLE	CAVO PUR POSA MOBILE PUR DYNAMIC INSTALL. CABLE
Sezioni Sections	(2 x 24awg) SN + (2 x 22awg) SN/ST	(2 x 24awg) SN + (2 x 22awg) SN/ST
Diametri Diameter	7 +/- 0.2	7 +/- 0.2
Guaina Esterna Outer Jacket	PVC Violet Ral 4001 Oil resistant ISO 6722 STYLE 2464 Flam Test FT1	PUR Violet Ral 4001 Oil resistant ISO 6722/ UL1581/ IEC60811-2-1 STYLE 20233 Flam Test FT1
Norme di riferimento Reference standards		

Caratteristiche elettriche Electrical characteristics

Nominal Impedance 120 ohm +/- 12
Transmission speed up to 200 mt - 500 Kbit/s

Temperatura di lavoro Work range

-25 / +80°C Static App.
-5 / +80°C Dynamic App.

-40 / +80°C Static App.
-20 / +70°C Dynamic App.

Raggio di curvatura Bending radius

10 x Ø esterno

5 x Ø esterno Static App.
10 x Ø esterno Dynamic App.

Schermatura Shield

I - in poliestere / alluminium sulle coppie
II - A treccia - Copertura ≥ 65%
Braided coverage ≥ 65%

I - in poliestere / alluminium sulle coppie
II - A treccia - Copertura ≥ 65%
Braided coverage ≥ 65%

Velocità di traslazione Traslation's speed

300 m / min

Accelerazione Acceleration

40 m / seq

CONFIGURAZIONI AGGIUNTIVE / MORE CONFIGURATIONS

Ghiera Inox AISI 304 / Inox AISI 304 Ring Nut min. 50 pcs X

SPECIFICHE TECNICHE TECHNICAL SPECIFICATIONS	TECHNICAL SPECIFICATIONS
Normativa di riferimento Reference standards	IEC 61076-2-101
Corrente Nominale Nominal Currents	4 A
Tensione Nominale Nominal Voltage	60 V AC-DC
Grado di protezione Protection Class	IP67
Resistività di massa Resistance	≤ 5mΩ
Temperatura di esercizio Working Temperature	-20/+80°C

DEVICENET

DEVICENET



		A						
		M12						
B	M12		M AX	M RD	F AX	F RD	M 273	F 593
			14	18	22	26	33	36
			12	16	20	24	31	
			07	06	01	05		
			03	04	02			
			09	08				
		10						

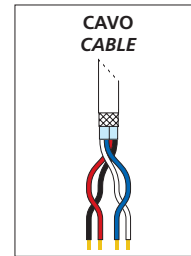
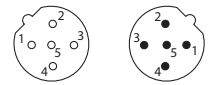


TABELLA COLORI
COLOURS TABLE

BODY SHIELD	
1 V+	RD
3 V-	BK
2 CAN_H	WH
4 CAN_L	BU

CONNETTORE SCHERMATO
SHIELDED CONNECTOR

COMPOSIZIONE CODICE
CODE COMPOSITION

Tipologia cavo
(vedi cod. in tabella)
Cable type
(code like table)

AS-PLDVB050/***

lunghezza cavo
cable length
001 = 10 cm
010 = 1 m
100 = 10 m
Cod. (vedi tabella)
Code (like tab)

CONFIGURAZIONI AGGIUNTIVE
MORE CONFIGURATIONS

X = ghiera inox / inox ring nut

CONFIGURAZIONI AGGIUNTIVE / MORE CONFIGURATIONS

Ghiera Inox AISI 304 / Inox AISI 304 Ring Nut min. 50 pcs X

SPECIFICHE TECNICHE	TECHNICAL SPECIFICATIONS
Normativa di riferimento	Reference standards IEC 61076-2-101
Corrente Nominale	Nominal Currents 4 A
Tensione Nominale	Nominal Voltage 60 V AC-DC
Grado di protezione	Protection Class IP67
Resistività di massa	Resistance ≤ 5mΩ
Temperatura di esercizio	Working Temperature -20/+80°C

DEVICENET

COD.	(F)	(M)
SPECIFICHE CAVO CABLE SPECIFICATIONS	CAVO PVC POSA FISSA PVC FIXED INSTALL. CABLE	CAVO PUR POSA MOBILE PUR DYNAMIC INSTALL. CABLE
Sezioni Sections	(2 x 24awg) SN + (2 x 22awg) SNVST	(2 x 24awg) SN + (2 x 22awg) SNVST
Diametri Diameter	7 +/- 0.2	7 +/- 0.2
Guaina Esterna Outer Jacket	PVC Violet Ral 4001 Oil resistant ISO 6722 STYLE 2464 Flam Test FT1	PUR Violet Ral 4001 Oil resistant ISO 6722/ UL1581/ IEC60811-2-1 STYLE 20233 Flam Test FT1
Norme di riferimento Reference standards	Desina	Desina
Caratteristiche elettriche Electrical characteristics	Nominal Impedance 120 ohm +/- 12 Transmission speed up to 200 mt - 500 Kbit/s	Nominal Impedance 120 ohm +/- 12 Transmission speed up to 200 mt - 500 Kbit/s
Temperatura di lavoro Work range	-25 / +80°C Static App. -5 / +80°C Dynamic App.	-40 / +80°C Static App. -20 / +70°C Dynamic App.
Raggio di curvatura Bending radius	10 x Ø esterno	5 x Ø esterno Static App. 10 x Ø esterno Dynamic App.
Schermatura Shield	I - in poliestere / aluminium sulle coppie II - A treccia - Copertura ≥ 65% Braided coverage ≥ 65%	I - in poliestere / aluminium sulle coppie II - A treccia - Copertura ≥ 65% Braided coverage ≥ 65%
Velocità di traslazione Traslation's speed	---	300 m / min
Accelerazione Acceleration	---	40 m / secq

CAN OPEN

CAN OPEN

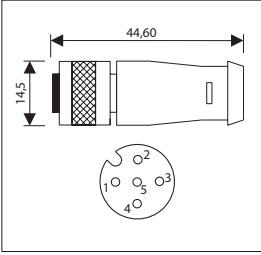
Connettori e Prolunghe per Reti CanOpen

*Connectors and extenders
for CanOpen networks*

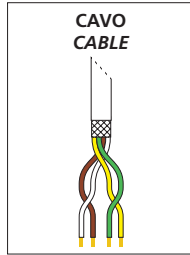


CAN OPEN

FEMMINA AX / FEMALE AX

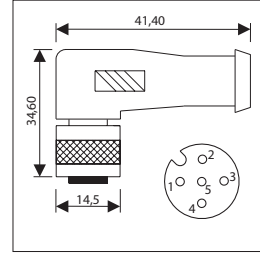


Cod. AS-M12FAXCO/****



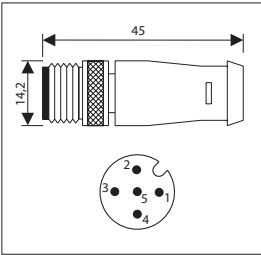
CAN OPEN

FEMMINA RD / FEMALE RD



Cod. AS-M12FRDCO/****

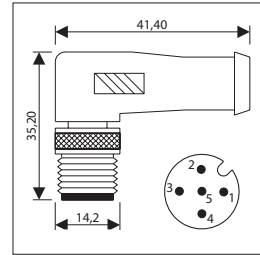
MASCHIO AX / MALE AX



Cod. AS-M12MAXCO/****

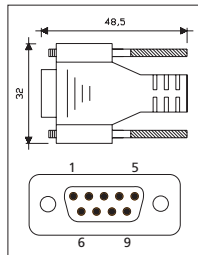
TABELLA COLORI COLOURS TABLE		
1	SHIELD	WH
2	CAN_V+	BN
3	CAN_GND	WH
4	CAN_H	YE
5	CAN_L	GN

MASCHIO RD / MALE RD



Cod. AS-M12MRDCO/****

MASCHIO SUB D / MALE SUB D



Cod. AS-SD9MCO/****

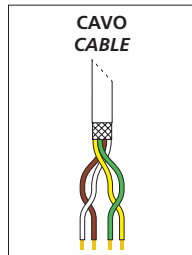
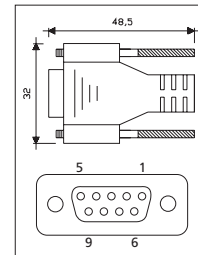


TABELLA COLORI COLOURS TABLE		
2	CAN_L	GN
3	CAN_GND	WH
7	CAN_H	YE
9	CAN_V+	BN
5	SHIELD	WH

FEMMINA SUB D / FEMALE SUB D



Cod. AS-SD9FCO/****

COMPOSIZIONE CODICE CODE COMPOSITION	CONFIGURAZIONI AGGIUNTIVE MORE CONFIGURATIONS
Tipologia cavo (vedi cod. in tabella) Cable type (code like table) Cod. (vedi disegno) Code (like drawing) AS-****CO/050**	H = schermo connesso alla ghiera shield connect nut X = ghiera inox / inox ring nut HX = connettore schermato e ghiera inox shielded connector and inox ring nut
Lunghezza cavo cable length 001 = 10 cm 010 = 1 m 100 = 10 m	

CONFIGURAZIONI AGGIUNTIVE / MORE CONFIGURATIONS

Ghiera Inox AISI 304 / Inox AISI 304 Ring Nut	min. 50 pcs	X
Connettore schermato / Shielded Connector		H

MATERIALI M12

Portacontatto in ABS V0 UL94 autoestinguente, contatto tornito in ottone dorato AU03 (maschio) o stampato in bronzo fosforoso e doratura gold flash (femmina), ghiera di tenuta meccanica in Ottone Nichelato, corpo in poliammide nero durezza shore 92H. O-ring di tenuta in Viton (femmina)

MATERIALS M12

Contact plug in self-extinguishing ABS UL94, turned contact with gold plating AU03 (male) or phosphorouse bronze contact with gold flash (female), metal ring nut in nickel-plated brass, body in black polyamide, shore hardness 92H. O-ring in Viton (female).

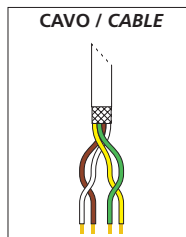
SPECIFICHE TECNICHE M12	TECHNICAL SPECIFICATIONS M12
Normativa di riferimento	Reference standards IEC 61076-2-101
Corrente Nominale	Nominal Currents 4 A
Tensione Nominale	Nominal Voltage 60 V AC-DC
Grado di protezione	Protection Class IP67
Resistività di massa	Resistance ≤ 5mΩ
Temperatura di esercizio	Working Temperature -20/+80°C

CAN OPEN

COD.	(F)	(M)
SPECIFICHE CAVO CABLE SPECIFICATIONS	CAVO PVC POSA FISSA PVC FIXED INSTALL. CABLE	CAVO PUR POSA MOBILE PUR DYNAMIC INSTALL. CABLE
Sezioni Sections	2 x 2 x 22AWG ST	2 x 2 x 22AWG ST
Diametri Diameter	7 +/- 0.2	7.4 +/- 0.2
Guaina Esterna Outer Jacket	PVC Violet Ral 4001 Oil resistant UL 1581 STYLE 2502 Flam retardant FT1	PUR Violet Ral 4001 Oil resistant UL 1581 STYLE 20236 Flam retardant FT1 Halogen Free
Norme di riferimento Reference standards	Desina Classe 2	Desina Classe 6
Caratteristiche elettriche Electrical characteristics	Nominal Capacity 50 pf/m Nominal Impedence 120 ohm Transmission speed up to 40 mt - 1000 Kbit/s	Nominal Capacity 50 pf/m Nominal Impedence 120 ohm Transmission speed up to 40 mt - 1000 Kbit/s
Temperatura di lavoro Work range	-20 / +80°C Static App.	-20 / +80°C Static App. -15 / +70°C Dynamic App.
Raggio di curvatura Bending radius	5 x Ø esterno	10 x Ø esterno
Schermatura Shield	A treccia - Copertura ≥ 85% Braided coverage ≥ 85%	A treccia - Copertura ≥ 85% Braided coverage ≥ 85%
Velocità di traslazione Traslation's speed	---	200 m / min
Accelerazione Acceleration	---	10 m / secq

CAN OPEN

CAN OPEN



PROLUNGHE DIRITTE / PROLUNGHE DIRITTE									
A					B				
M12	SUB09		SHIELD		M12	SUB09		SHIELD	
1	5				1	5			
2	9	CAN_V+			BN	2	9		
3	3	CAN_GND			WH	3	3		
4	7	CAN_H			YE	4	7		
5	2	CAN_L			GN	5	2		

		A							
		M12				SUB 09			
		M AX	M RD	F AX	F RD	M 273	F 593	M	F
SUB 09	F	14	17	05	10	54	52	20	19
	M	15	18	06	11	50	48	21	
M12	F 593	47	46	45	44	42	40		
	M 273	32	31	30	29	27			
	F RD	08	09	02	07				
	F AX	03	04	01					
	M RD	13	16						
	M AX	12							

COMPOSIZIONE CODICE / CODE COMPOSITION

Tipologia cavo (vedi cod. in tabella)
Cable type (code like table)

AS-PLCC0050/***

lunghezza cavo / cable length
001 = 10 cm
010 = 1 m
100 = 10 m

Cod. (vedi tabella) / Code (like tab)

CONFIGURAZIONI AGGIUNTIVE / MORE CONFIGURATIONS

H = connettore schermato / shielded connector
X = ghiera inox / inox ring nut
HX = connettore schermato e ghiera inox / shielded connector and inox ring nut

CAN OPEN

COD.	(F)	(M)
SPECIFICHE CAVO / CABLE SPECIFICATIONS	CAVO PVC POSA FISSA / PVC FIXED INSTALL. CABLE	CAVO PUR POSA MOBILE / PUR DYNAMIC INSTALL. CABLE
Sezioni / Sections	2 x 2 x 22AWG ST	2 x 2 x 22AWG ST
Diametri / Diameter	7 +/- 0.2	7.4 +/- 0.2
Guaina Esterna / Outer Jacket	PVC Violet Ral 4001 Oil resistant UL 1581 STYLE 2502 Flam retardant FT1	PUR Violet Ral 4001 Oil resistant UL 1581 STYLE 20236 Flam retardant FT1 Halogen Free
Norme di riferimento / Reference standards	Desina Classe 2	Desina Classe 6
Caratteristiche elettriche / Electrical characteristics	Nominal Capacity 50 pf/m Nominal Impedence 120 ohm Transmission speed up to 40 mt - 1000 Kbit/s	Nominal Capacity 50 pf/m Nominal Impedence 120 ohm Transmission speed up to 40 mt - 1000 Kbit/s
Temperatura di lavoro / Work range	-20 / +80°C Static App.	-20 / +80°C Static App. -15 / +70°C Dynamic App.
Raggio di curvatura / Bending radius	5 x Ø esterno	10 x Ø esterno
Schermatura / Shield	A treccia - Copertura ≥ 85% Braided coverage ≥ 85%	A treccia - Copertura ≥ 85% Braided coverage ≥ 85%
Velocità di traslazione / Traslotion's speed	---	200 m / min
Accelerazione / Acceleration	---	10 m / secq

CONFIGURAZIONI AGGIUNTIVE / MORE CONFIGURATIONS

Ghiera Inox AISI 304 / Inox AISI 304 Ring Nut	min. 50 pcs	X
Connettore schermato / Shielded Connector		H


SPECIFICHE TECNICHE M12

TECHNICAL SPECIFICATIONS M12

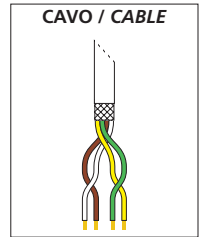
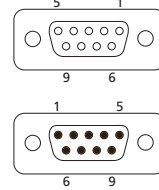
Normativa di riferimento	Reference standards	IEC 61076-2-101
Corrente Nominale	Nominal Currents	4 A
Tensione Nominale	Nominal Voltage	60 V AC-DC
Grado di protezione	Protection Class	IP67
Resistività di massa	Resistance	≤ 5mΩ
Temperatura di esercizio	Working Temperature	-20/+80°C

CAN OPEN

CAN OPEN



A-B		C		
M12		M12	SUB09	
1	SHIELD	1	2	5
2	CAN_V+	2	3	9
3	CAN_GND	3	4	7
4	CAN_H	4	5	2
5	CAN_L	5		



TIPOLOGIA CONNESSIONI			COD
A	B	C	
M12 - Fem	M12 - Ma	M12 - Fem - AX	01
M12 - Fem	M12 - Ma	M12 - Fem - RD	02
M12 - Fem	M12 - Ma	M12 - Mas - AX	03
M12 - Fem	M12 - Ma	M12 - Mas - RD	04
M12 - Fem	M12 - Ma	SUB - 09 Fem	05
M12 - Fem	M12 - Ma	SUB - 09 Mas	06
M12 - Fem	M12 - Ma	Fili liberi - Free	07

CONFIGURAZIONI AGGIUNTIVE / MORE CONFIGURATIONS			
Ghiera Inox AISI 304 / Inox AISI 304 Ring Nut	min. 50 pcs		X
Connettore schermato / Shielded Connector			H

MATERIALI M12
 Portacontatto in ABS V0 UL94 autoestinguente, contatto tornito in ottone dorato AU03 (maschio) o stampato in bronzo fosforoso e doratura gold flash (femmina), ghiera di tenuta meccanica in Ottone Nichelato, corpo in poliammide nero durezza shore 92H. O-ring di tenuta in Viton (femmina)

MATERIALS M12
 Contact plug in self-extinguishing ABS UL94, turned contact with gold plating AU03 (male) or phosphorouse bronze contact with gold flash (female), metal ring nut in nickel-plated brass, body in black polyamide, shore hardness 92H. O-ring in Viton (female).

SPECIFICHE TECNICHE M12	TECHNICAL SPECIFICATIONS M12	
Normativa di riferimento	Reference standards	IEC 61076-2-101
Corrente Nominale	Nominal Currents	4 A
Tensione Nominale	Nominal Voltage	60 V AC-DC
Grado di protezione	Protection Class	IP67
Resistività di massa	Resistance	≤ 5mΩ
Temperatura di esercizio	Working Temperature	-20/+80°C

COMPOSIZIONE CODICE / CODE COMPOSITION

Tipologia cavo (vedi cod. in tabella) / Cable type (code like table)

AS-TRCO050/***

lunghezza cavo / cable length
 001 = 10 cm
 010 = 1 m
 100 = 10 m
 Cod. (vedi tabella) / Code (like tab)

CONFIGURAZIONI AGGIUNTIVE / MORE CONFIGURATIONS

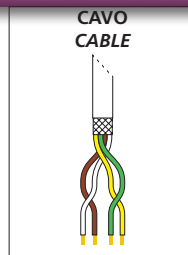
H = connettore schermato / shielded connector
 X = ghiera inox / inox ring nut
 HX = connettore schermato e ghiera inox / shielded connector and inox ring nut

CAN OPEN

COD.	(F)	(M)
SPECIFICHE CAVO / CABLE SPECIFICATIONS	CAVO PVC POSA FISSA / PVC FIXED INSTALL. CABLE	CAVO PUR POSA MOBILE / PUR DYNAMIC INSTALL. CABLE
Sezioni / Sections	2 x 2 x 22AWG ST	2 x 2 x 22AWG ST
Diametri / Diameter	7 +/- 0.2	7.4 +/- 0.2
Guaina Esterna / Outer Jacket	PVC Violet Ral 4001 Oil resistant UL 1581 STYLE 2502 Flam retardant FT1	PUR Violet Ral 4001 Oil resistant UL 1581 STYLE 20236 Flam retardant FT1 Halogen Free
Norme di riferimento / Reference standards	Desina Classe 2	Desina Classe 6
Caratteristiche elettriche / Electrical characteristics	Nominal Capacity 50 pf/m Nominal Impedence 120 ohm Transmission speed up to 40 mt - 1000 Kbit/s	Nominal Capacity 50 pf/m Nominal Impedence 120 ohm Transmission speed up to 40 mt - 1000 Kbit/s
Temperatura di lavoro / Work range	-20 / +80°C Static App.	-20 / +80°C Static App. -15 / +70°C Dynamic App.
Raggio di curvatura / Bending radius	5 x Ø esterno	10 x Ø esterno
Schermatura / Shield	A treccia - Copertura ≥ 85% Braided coverage ≥ 85%	A treccia - Copertura ≥ 85% Braided coverage ≥ 85%
Velocità di traslazione / Traslotion's speed	---	200 m / min
Accelerazione / Acceleration	---	10 m / secq

CAN OPEN NETWORK EXTENSIONS M8

CAN OPEN



A, B:

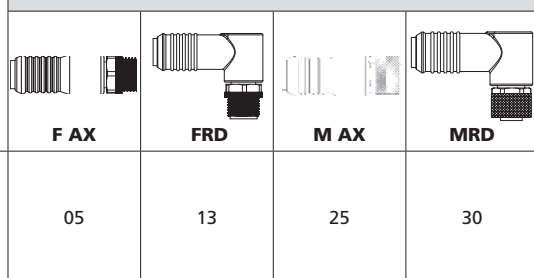
M8

A-B M8	TABELLA COLORI COLOURS TABLE		C M8
1	CAN.H		BN 1
2	GND		WH 2
3	-		YE 3
4	CAN.L		GN 4
	SHIELD		

CONFIGURAZIONI AGGIUNTIVE / MORE CONFIGURATIONS

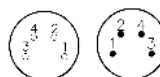
Ghiera Inox AISI 304 / <i>Inox AISI 304 Ring Nut</i>	min. 50 pcs	X
Connettore schermato / <i>Shielded Connector</i>		H

A M8 4 POLI / 4 PINS



B M8 4 POLI / 4 PINS

	F AX	FRD	M AX	MRD
	05	13	25	30
	04	12	24	
	02	10		
	01			



04 POLI / PINS

**COMPOSIZIONE CODICE
CODE COMPOSITION**

AX = Dritto / Straight
PX = Pannello / panel

AS-M8***CO050/****

F = Femmina / female
M = Maschio / male

lunghezza cavo
cable length
001 = 10 cm
010 = 1 m
100 = 10 m

**CONFIGURAZIONI AGGIUNTIVE
MORE CONFIGURATIONS**

Tipologia cavo
(vedi cod. in tabella)
Cable type
(code like table)

G = grafoplast

H = connettore schermato
shielded connector

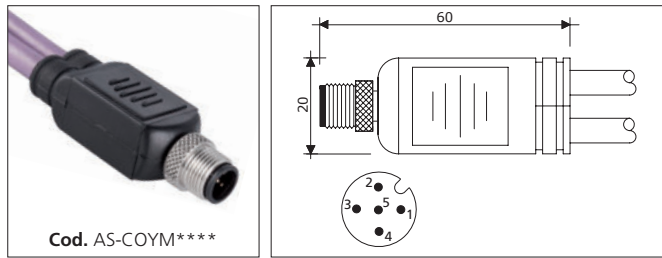
Cod. (vedi tabella)
Code (like tab)

CAN OPEN

COD.	(F)	(M)
SPECIFICHE CAVO CABLE SPECIFICATIONS	CAVO PVC POSA FISSA PVC FIXED INSTALL. CABLE	CAVO PUR POSA MOBILE PUR DYNAMIC INSTALL. CABLE
Sezioni <i>Sections</i>	2 x 2 x 22AWG	2 x 2 x 22AWG
Diametri <i>Diameter</i>	7 +/- 0.2	7.4 +/- 0.2
Guaina Esterna <i>Outer Jacket</i>	PVC Violet Ral 4001 Oil resistant UL 1581 STYLE 2502 Flam retardant FT1	PUR Violet Ral 4001 Oil resistant UL 1581 STYLE 20236 Flam retardant FT1 Halogen Free
Norme di riferimento <i>Reference standards</i>	Desina Classe 2	Desina Classe 6
Caratteristiche elettriche <i>Electrical characteristics</i>	Nominal Capacity 50 pf/m Nominal Impedence 120 ohm Transmission speed up to 40 mt - 1000 Kbit/s	Nominal Capacity 50 pf/m Nominal Impedence 120 ohm Transmission speed up to 40 mt - 1000 Kbit/s
Temperatura di lavoro <i>Work range</i>	-20 / +80°C Static App.	-20 / +80°C Static App. -15 / +70°C Dynamic App.
Raggio di curvatura <i>Bending radius</i>	5 x Ø esterno	10 x Ø esterno
Schermatura <i>Shield</i>	A treccia - Copertura ≥ 85% Braided coverage ≥ 85%	A treccia - Copertura ≥ 85% Braided coverage ≥ 85%
Velocità di traslazione <i>Traslation's speed</i>	---	200 m / min
Accelerazione <i>Acceleration</i>	---	10 m / secq

SPECIFICHE TECNICHE	TECHNICAL SPECIFICATIONS	
Normativa di riferimento	<i>Reference standards</i>	
Corrente Nominale	<i>Nominal Currents</i>	0.5A
Tensione Nominale	<i>Nominal Voltage</i>	48V
Grado di protezione	<i>Protection Class</i>	IP65
Resistività di massa	<i>Resistance</i>	≤ 10mΩ
Temperatura di esercizio (connettore)	<i>Working Temperature</i>	-20/+85°C

MASCHIO / MALE



Cod. AS-COYM****

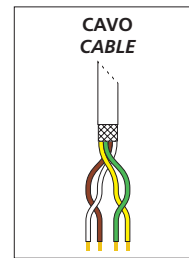


TABELLA COLORI		COLOURS TABLE	
1	SHIELD		
2	CAN_V+		BN
3	CAN_GND		WH
4	CAN_H		YE
5	CAN_L		GN

		A					
		M12				FREE	
B	M12	FREE	M AX	M RD	F AX	F RD	FREE
			09	13	16	18	19
			04	12	15	17	
			03	11	14		
			02	10			
	M AX	01					

COMPOSIZIONE CODICE	CONFIGURAZIONI AGGIUNTIVE
CODE COMPOSITION	MORE CONFIGURATIONS
Tipologia cavo (vedi cod. in tabella) Cable type (code like table) AS-COYM050/****	
lunghezza cavo (vedi tabella) cable length 001 = 10 cm 010 = 1 m 100 = 10 m	
Cod. (vedi tabella) Code (like tab)	H = connettore schermato shielded connector X = ghiera inox / inox ring nut HX = connettore schermato e ghiera inox shielded connector and inox ring nut

CONFIGURAZIONI AGGIUNTIVE / MORE CONFIGURATIONS

Ghiera Inox AISI 304 / Inox AISI 304 Ring Nut	min. 50 pcs	X
Connettore schermato / Shielded Connector		H

MATERIALI

Portacontatto in ABS V0 UL94 autoestinguente, contatto tornito in ottone dorato AU03 (maschio) o stampato in bronzo fosforoso e doratura gold flash (femmina), ghiera di tenuta meccanica in Ottone Nichelato, corpo in poliammide nero durezza shore 92H. O-ring di tenuta in Viton (femmina)

MATERIALS

Contact plug in self-extinguishing ABS UL94, turned contact with gold plating AU03 (male) or phosphorous bronze contact with gold flash (female), metal ring nut in nickel-plated brass, body in black polyamide, shore hardness 92H. O-ring in Viton (female).

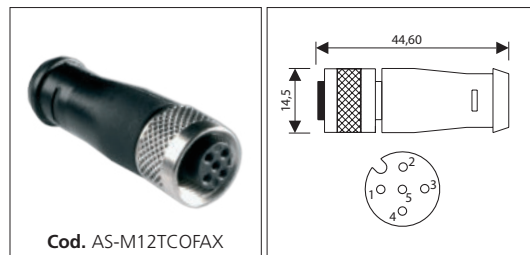
SPECIFICHE TECNICHE	TECHNICAL SPECIFICATIONS	
Normativa di riferimento	Reference standards	IEC 61076-2-101
Corrente Nominale	Nominal Currents	4 A
Tensione Nominale	Nominal Voltage	60 V AC-DC
Grado di protezione	Protection Class	IP67
Resistività di massa	Resistance	≤ 5mΩ
Temperatura di esercizio	Working Temperature	-20/+80°C

CAN OPEN

COD.	(F)	(M)
SPECIFICHE CAVO	CAVO PVC POSA FISSA	CAVO PUR POSA MOBILE
CABLE SPECIFICATIONS	PVC FIXED INSTALL. CABLE	PUR DYNAMIC INSTALL. CABLE
Sezioni	2 x 2 x 22AWG ST	2 x 2 x 22AWG ST
Diametri	7 +/- 0.2	7.4 +/- 0.2
Guaina Esterna	PVC Violet Ral 4001 Oil resistant UL 1581 STYLE 2502 Flam retardant FT1	PUR Violet Ral 4001 Oil resistant UL 1581 STYLE 20236 Flam retardant FT1 Halogen Free
Norme di riferimento	Desina Classe 2	Desina Classe 6
Caratteristiche elettriche	Nominal Capacity 50 pF/m Nominal Impedence 120 ohm Transmission speed up to 40 mt - 1000 Kbit/s	Nominal Capacity 50 pF/m Nominal Impedence 120 ohm Transmission speed up to 40 mt - 1000 Kbit/s
Temperatura di lavoro	-20 / +80°C Static App.	-20 / +80°C Static App. -15 / +70°C Dynamic App.
Raggio di curvatura	5 x Ø esterno	10 x Ø esterno
Schermatura	A treccia - Copertura ≥ 85% Braided coverage ≥ 85%	A treccia - Copertura ≥ 85% Braided coverage ≥ 85%
Velocità di traslazione	---	200 m / min
Accelerazione	---	10 m / secq


TERMINATORI DI RETE / NETWORK TERMINATORS

FEMMINA AX / FEMALE AX



Cod. AS-M12TCOFAX

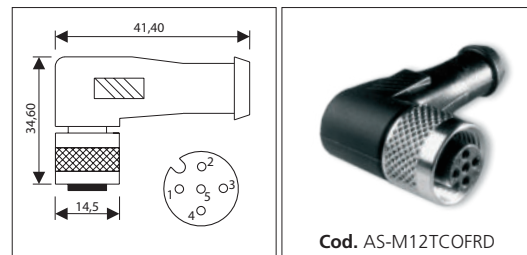
MASCHIO AX / MALE AX



Cod. AS-M12TCOMAX

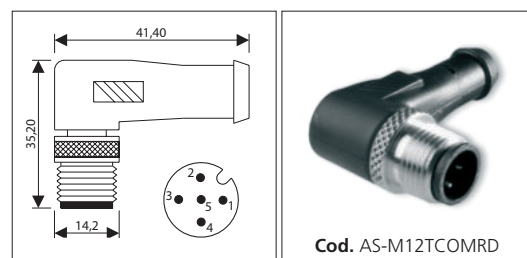


FEMMINA RD / FEMALE RD



Cod. AS-M12TCOFRD

MASCHIO RD / MALE RD



Cod. AS-M12TCOMRD

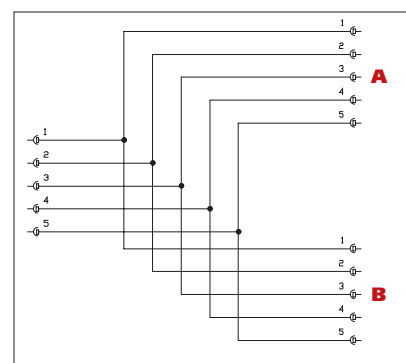
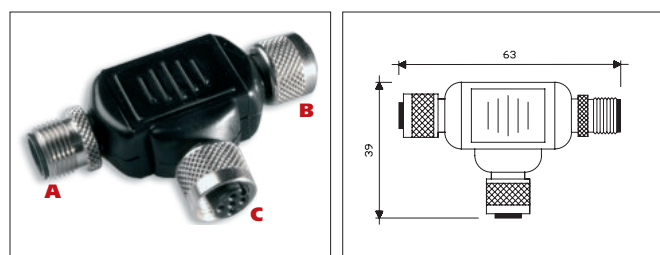
MATERIALI

Portacontatto in ABS V0 UL94 autoestinguente, contatto tornito in ottone dorato AU03 (maschio) o stampato in bronzo fosforoso e doratura gold flash (femmina), ghiera di tenuta meccanica in Ottone Nichelato, corpo in poliammide nero durezza shore 92H. O-ring di tenuta in Viton (femmina)

MATERIALS

Contact plug in self-extinguishing ABS UL94, turned contact with gold plating AU03 (male) or phosphorouse bronze contact with gold flash (female), metal ring nut in nickel-plated brass, body in black polyamide, shore hardness 92H. O-ring in Viton (female).

RACCORDI A T / ELBOWS T



CONNESSIONI / CONNECTION			CODICE / CODE	
A	B	C	NOT SHIELDED	SHIELDED
M12 - Fem	M12 - Ma	M12 - Fem	AS-RX050505/02	AS-RX050505/02H
M12 - Fem	M12 - Ma	M12 - Ma	AS-RX050505/12	AS-RX050505/12H

MATERIALI

Portacontatto in ABS V0 UL94 autoestinguente, contatto tornito in ottone dorato AU03 (maschio) o stampato in bronzo fosforoso e doratura gold flash (femmina), ghiera di tenuta meccanica in Ottone Nichelato, corpo in poliammide nero durezza shore 92H. O-ring di tenuta in Viton (femmina)

MATERIALS

Contact plug in self-extinguishing ABS UL94, turned contact with gold plating AU03 (male) or phosphorouse bronze contact with gold flash (female), metal ring nut in nickel-plated brass, body in black polyamide, shore hardness 92H. O-ring in Viton (female).

SPECIFICHE TECNICHE

SPECIFICHE TECNICHE	TECHNICAL SPECIFICATIONS	
Normativa di riferimento	Reference standards	IEC 61076-2-101
Corrente Nominale	Nominal Currents	4 A
Tensione Nominale	Nominal Voltage	60 V AC-DC
Grado di protezione	Protection Class	IP67
Resistività di massa	Resistance	≤ 5mΩ
Temperatura di esercizio	Working Temperature	-20/+80°C

PERSONALIZZAZIONI / TAILOR-MADE SOLUTIONS

Possiamo realizzare reti personalizzate, riducendo il numero di connessioni, ottimizzando l'applicazione finale e riducendone il costo complessivo.

A lato, due esempi:

- 1 Rete a catenella. Il suo impiego è destinato a macchine modulari equidistanti tra loro.
- 2 Esempio di drop con trunk collegati che permettono di evitare connessioni inutili.

Here are some examples of CAN networks carried out with a minor number of connections allowing economic savings and optimizing final applications.

- 1 Daisy chain network designed for modular equidistant machines.
- 2 Example of drop and trunk line, connected this way allow to avoid useless connections.



Connettori EN175301-803

EN175301-803 Connectors

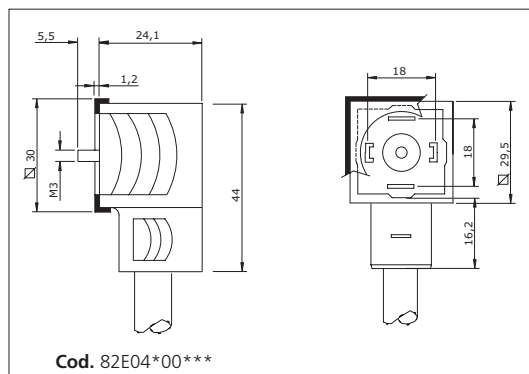


EN175301-803-A, 18mm

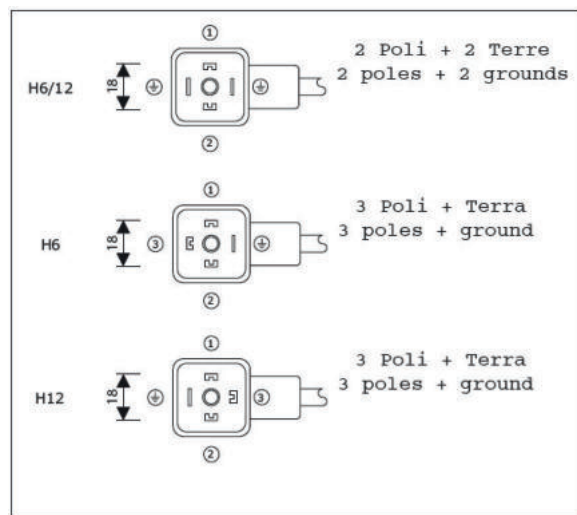


Cod. 82E04*00***

EN175301-803-A, 18mm



Cod. 82E04*00***



CIRCUITI INTERNI
INTERNAL CIRCUIT

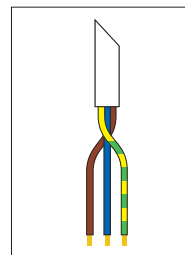
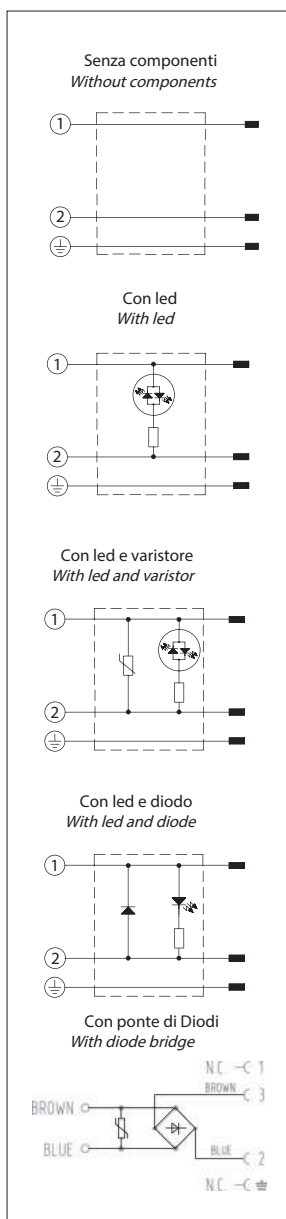


TABELLA COLORI
COLOURS TABLE

1	BN
2	BU
PE	YEGN

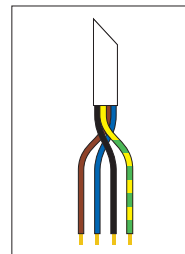


TABELLA COLORI
COLOURS TABLE

1	BN
2	BU
3	BK
PE	YEGN

COMPOSIZIONE CODICE
CODE COMPOSITION

Circuito interno (vedi schema elettrico)
Internal circuit (refer to wiring diagram)
0 = 2 poles + heart H6-H12 (24V) con led e varistore / with led and var.
1 = senza led / without led
2 = 2 poles + heart H6-H12 (24V) con led / with led
3 = 2 poles + heart H6-H12 (24V) con led e diodo / with led and diode
7 = senza led / without led
8 = 3 poles + heart H6 (24V) senza led / without led
9 = 3 poles + heart H12 (24V) Con ponte di diodi / With diode bridge

CONFIGURAZIONI AGGIUNTIVE
MORE CONFIGURATIONS

8 - 8 2 E 0 4 * 0 * * *

Tipologia cavo (vedi cod. in tabella)
Cable type (code like table)
0 = PVC
5 = PUR

lunghezza cavo
cable length
0 = 1 m
3 = 3 m
4 = 5 m

Tensioni
Voltages
/115 = 115V
/230 = 230V

CONFIGURAZIONI AGGIUNTIVE / MORE CONFIGURATIONS

Tensione di lavoro / Rated voltage	min. 50 pcs	/115, /230
Lunghezza variabile / Variable length	min. 50 pcs	ON REQUEST

MATERIALI

Guarnizione in NBR autoestinguente.
Contatto saldato.

MATERIALS

NBR gasket self-extinguishing.
Contact soldered.

SPECIFICHE TECNICHE

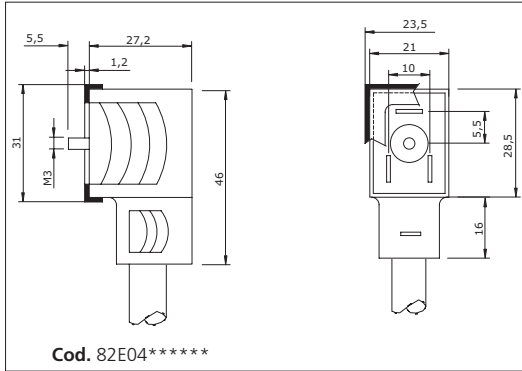
TECHNICAL SPECIFICATIONS

Sistema di fissaggio	Fixing system	vite M3 / screw M3
Distanza Contatti	Contact Distance	18 mm
Tensione Nominale	Nominal Voltage	24 V - 115 V - 230 V
Grado di protezione	Protection Class	IP67
Colore Led	Led Color	Rosso / Red
Temperatura di esercizio (conn.)	Working Temperature (conn.)	-15/+70°C Fix Install
Normativa di riferimento	Reference standards	EN175301-803-A ISO4400 ex DIN43650-A

COD.	0	5	0	5
SPECIFICHE CAVO CABLE SPECIFICATIONS	CAVO PVC PVC CABLE	CAVO PUR PUR CABLE	CAVO PUR PUR CABLE	CAVO PUR PUR CABLE
Sezioni Sections	3G0.75 mmq	3G0.75 mmq	4G0.75 mmq	4G0.75 mmq
Conduttori Conductor	---	---	---	---
Guaina Esterna Outer Jacket	PVC Oil Resistant Flam Retardant	PUR Li-YY11Y Oil Resistant Flam Retardant	PVC Oil Resistant Flam Retardant	PUR Li-YY11Y Oil Resistant Flam Retardant

EN175301-803-B, 10mm


Cod. 82E04*****

EN175301-803-B, 10mm


Cod. 82E04*****

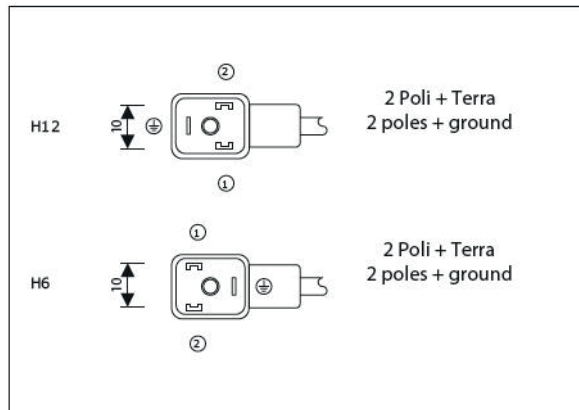
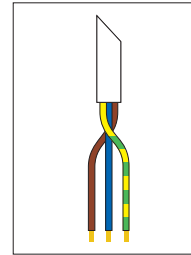
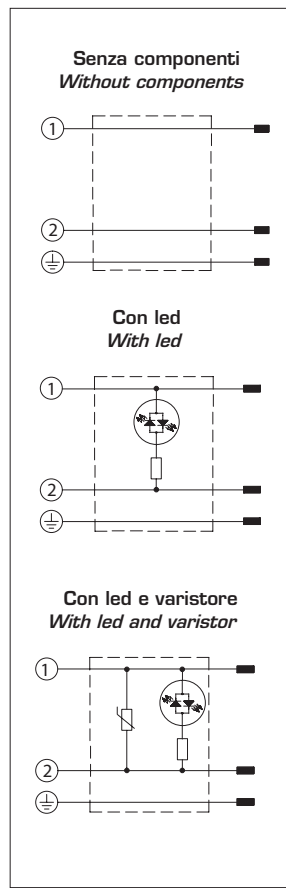

**CIRCUITI INTERNI
INTERNAL CIRCUIT**


TABELLA COLORI COLOURS TABLE	
1	BN
2	BU
PE	YEGN

COMPOSIZIONE CODICE CODE COMPOSITION	CONFIGURAZIONI AGGIUNTIVE MORE CONFIGURATIONS
Circuito interno (vedi schema elettrico) Internal circuit (refer to wiring diagram)	
4 = con led e varistore / with led and var. 5 = senza led / without led 6 = con led / with led	
Configurazioni (vedi disegno) Configurations (see drawing)	
1 = 2 Poles + hearts H6 (24V) 2 = 2 Poles + hearts H12 (24V)	
8 - 8 2 E 0 4 * * * * *	
Tipologia cavo (vedi cod. in tabella) Cable type (code like table)	Tensioni Voltages
0 = PVC 5 = PUR	/115 = 115V /230 = 230V
lunghezza cavo cable length	
0 = 1 m 3 = 3 m 4 = 5 m	

CONFIGURAZIONI AGGIUNTIVE / MORE CONFIGURATIONS

Tensione di lavoro / Rated voltage	min. 50 pcs	/115, /230
Lunghezza variabile / Variable length	min. 50 pcs	ON REQUEST

MATERIALI

Guarnizione in NBR autoestinguente.
Contatto saldato.

MATERIALS

NBR gasket self-extinguishing.
Contact soldered.

SPECIFICHE TECNICHE	TECHNICAL SPECIFICATIONS	
Sistema di fissaggio	Fixing system	vite M3 / screw M3
Distanza Contatti	Contact Distance	10 mm
Tensione Nominale	Nominal Voltage	24 V - 115 V - 230 V
Grado di protezione	Protection Class	IP67
Colore Led	Led Color	Rosso / Red
Temperatura di esercizio (conn.)	Working Temperature (conn.)	-15/+70°C Fix Install
Normativa di riferimento	Reference standards	EN175301-803-B ISO6952 ex DIN43650-B

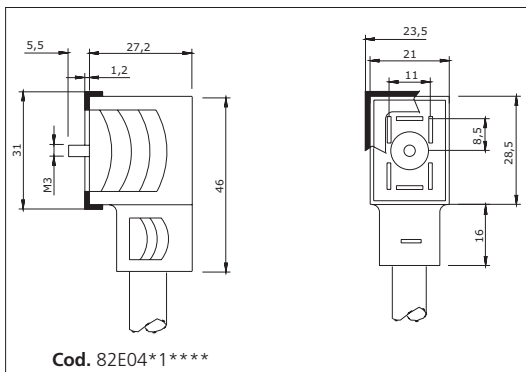
COD.	0	5
	CAVO PVC PVC CABLE	CAVO PUR PUR CABLE
SPECIFICHE CAVO CABLE SPECIFICATIONS		
Sezioni Sections	3G0.75 mmq	3G0.75 mmq
Conduttori Conductor	---	---
Guaina Esterna Outer Jacket	PVC Oil Resistant Flam Retardant	PUR Li-YY11Y Oil Resistant Flam Retardant

DIN 43650-B IND, 11mm

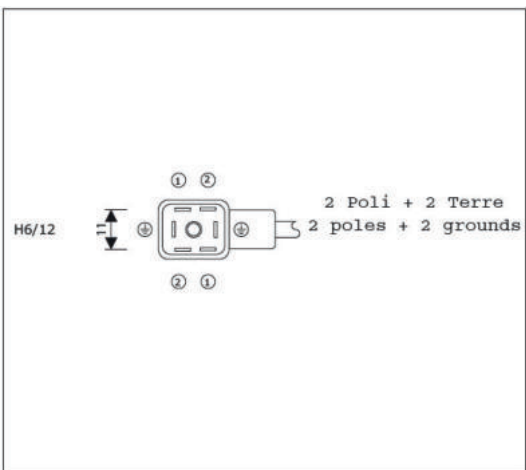


Cod. 82E04*1****

DIN 43650-B IND, 11mm

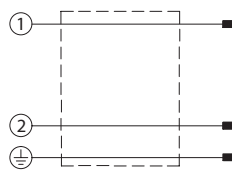


Cod. 82E04*1****

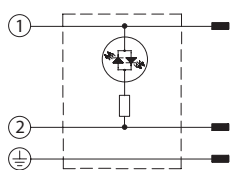


CIRCUITI INTERNI
INTERNAL CIRCUIT

Senza componenti
Without components



Con led
With led



Con led e varistore
With led and varistor

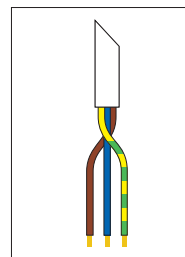
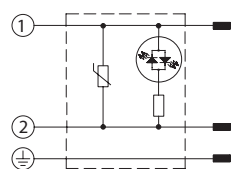


TABELLA COLORI
COLOURS TABLE

1	BN
2	BU
PE	YEGN

COMPOSIZIONE CODICE
CODE COMPOSITION

Circuito interno (vedi schema elettrico)
Internal circuit (refer to wiring diagram)

- 0 = con led e varistore / with led and var.
- 1 = senza led / without led
- 2 = con led / with led

Configurazioni (vedi disegno)
Configurations (see drawing)

- 1 = 2 Poles + hearts H6-H12 (24V)

8 - 8 2 E 0 4 * * * *

Tipologia cavo (vedi cod. in tabella)
Cable type (code like table)

- 0 = PVC
- 5 = PUR

lunghezza cavo
cable length

- 0 = 1 m
- 3 = 3 m
- 4 = 5 m

CONFIGURAZIONI
AGGIUNTIVE
MORE
CONFIGURATIONS

Tensioni
Voltages

- /115 = 115V
- /230 = 230V

CONFIGURAZIONI AGGIUNTIVE / MORE CONFIGURATIONS

Tensione di lavoro / Rated voltage	min. 50 pcs	/115, /230
Lunghezza variabile / Variable length	min. 50 pcs	ON REQUEST

MATERIALI

Guarnizione in NBR autoestinguente.
Contatto saldato.

MATERIALS

NBR gasket self-extinguishing.
Contact soldered.

SPECIFICHE TECNICHE TECHNICAL SPECIFICATIONS

Sistema di fissaggio	Fixing system	vite M3 / screw M3
Distanza Contatti	Contact Distance	11 mm
Tensione Nominale	Nominal Voltage	24 V - 115 V - 230 V
Grado di protezione	Protection Class	IP67
Colore Led	Led Color	Rosso / Red
Temperatura di esercizio (conn.)	Working Temperature (conn.)	-15/+70°C Fix Install
Normativa di riferimento	Reference standards	EN175301-803-B IND ex DIN43650-B IND

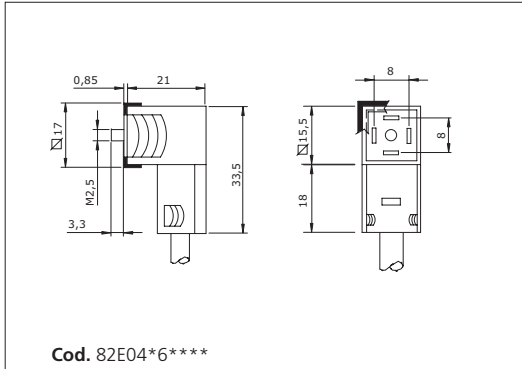
COD.	0	5
	SPECIFICHE CAVO CABLE SPECIFICATIONS	CAVO PVC PVC CABLE
Sezioni Sections	3G0.75 mmq	3G0.75 mmq
Conduttori Conductor	---	---
Guaina Esterna Outer Jacket	PVC Oil Resistant Flam Retardant	PUR Li-YY11Y Oil Resistant Flam Retardant

EN175301-803-C, 8mm

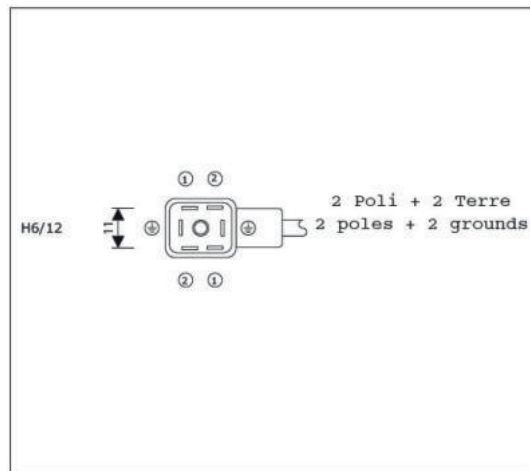


Cod. 82E04*6****

EN175301-803-C, 8mm

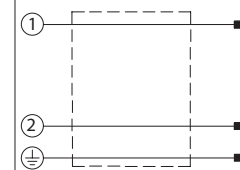


Cod. 82E04*6****

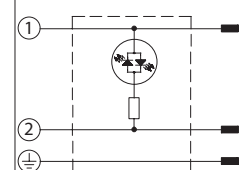


CIRCUITI INTERNI INTERNAL CIRCUIT

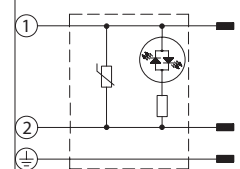
Senza componenti
Without components



Con led
With led



Con led e varistore
With led and varistor



Con led e diodo
With led and diode

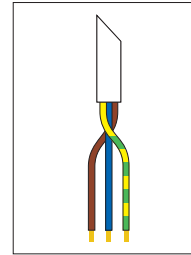
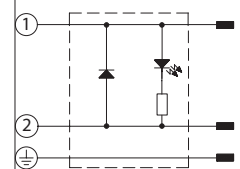


TABELLA COLORI COLOURS TABLE

1	BN
2	BU
PE	YEGN

COMPOSIZIONE CODICE CODE COMPOSITION	CONFIGURAZIONI AGGIUNTIVE MORE CONFIGURATIONS
Circuito interno (vedi schema elettrico) Internal circuit (refer to wiring diagram)	
0 = con led e varistore / with led and var.	
1 = senza led / without led	
2 = con led / with led	
3 = con led e diodo / with led and diode	
Configurazioni (vedi disegno) Configurations (see drawing)	
6 = 2 Poles + hearts H6-H12 (24V)	
8 - 8 2 E 0 4 * * * *	
Tipologia cavo (vedi cod. in tabella) Cable type (code like table)	Tensioni Voltages
0 = PVC	/115 = 115V
5 = PUR	/230 = 230V
lunghezza cavo cable length	
0 = 1 m	
3 = 3 m	
4 = 5 m	

CONFIGURAZIONI AGGIUNTIVE / MORE CONFIGURATIONS

Tensione di lavoro / Rated voltage	min. 50 pcs	/115, /230
Lunghezza variabile / Variable length	min. 50 pcs	ON REQUEST

MATERIALI

Guarnizione in NBR autoestinguente.
Contatto saldato.

MATERIALS

NBR gasket self-extinguishing.
Contact soldered.

SPECIFICHE TECNICHE	TECHNICAL SPECIFICATIONS	
Sistema di fissaggio	Fixing system	vite M2.5 / screw M2.5
Distanza Contatti	Contact Distance	8 mm
Tensione Nominale	Nominal Voltage	24 V - 115 V - 230 V
Grado di protezione	Protection Class	IP67
Colore Led	Led Color	Rosso / Red
Temperatura di esercizio (conn.)	Working Temperature (conn.)	-15/+70°C Fix Install
Normativa di riferimento	Reference standards	EN175301-803-C ISO15217 ex DIN43650-C

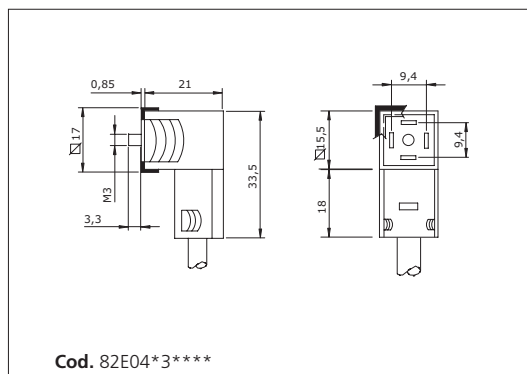
COD.	0	5
SPECIFICHE CAVO CABLE SPECIFICATIONS	CAVO PVC	CAVO PUR
	PVC CABLE	PUR CABLE
Sezioni Sections	3G0.50 mmq	3G0.50 mmq
Conduttori Conductor	---	---
Guaina Esterna Outer Jacket	PVC Oil Resistant Flam Retardant	PUR Li-YY11Y Oil Resistant Flam Retardant

DIN 43650-C IND, 9.4mm

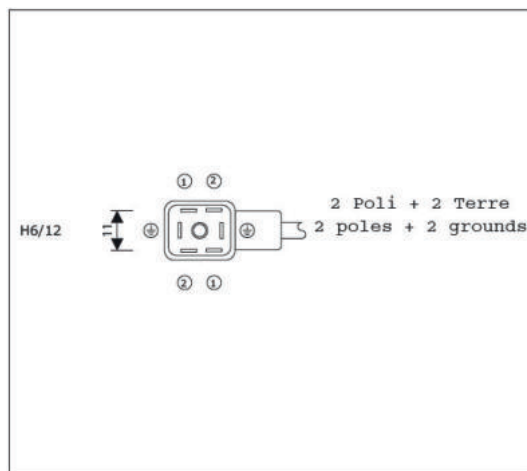


Cod. 82E04*3****

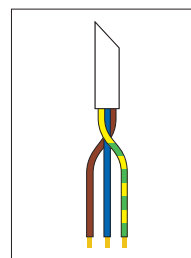
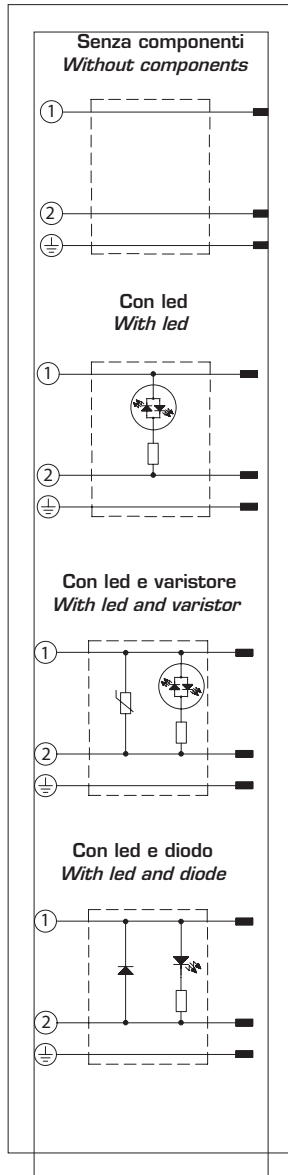
DIN 43650-C IND, 9.4mm



Cod. 82E04*3****



CIRCUITI INTERNI
INTERNAL CIRCUIT



**TABELLA COLORI
COLOURS TABLE**

1	BN
2	BU
PE	YEGN

**COMPOSIZIONE CODICE
CODE COMPOSITION**

Circuito interno (vedi schema elettrico)
Internal circuit (refer to wiring diagram)

0 = con led e varistore / with led and var.
1 = senza led / without led
2 = con led / with led
3 = con led e diodo / with led and diode

Configurazioni (vedi disegno)
Configurations (see drawing)

3 = 2 Poles + hearts H6-H12 (24V)

8 - 8 2 E 0 4 * * * *

Tipologia cavo (vedi cod. in tabella)
Cable type (code like table)

0 = PVC
3 = PUR

Tensioni
Voltages
/115 = 115V
/230 = 230V

lunghezza cavo
cable length

0 = 1 m
3 = 3 m
4 = 5 m

**CONFIGURAZIONI AGGIUNTIVE
MORE CONFIGURATIONS**

CONFIGURAZIONI AGGIUNTIVE / MORE CONFIGURATIONS

Tensione di lavoro / Rated voltage	min. 50 pcs	/115, /230
Lunghezza variabile / Variable length	min. 50 pcs	ON REQUEST

MATERIALI


Guarnizione in NBR autoestinguente.
Contatto saldato.

MATERIALS

NBR gasket self-extinguishing.
Contact soldered.



SPECIFICHE TECNICHE	TECHNICAL SPECIFICATIONS	
Sistema di fissaggio	Fixing system	vite M3 / screw M3
Distanza Contatti	Contact Distance	9,4 mm
Tensione Nominale	Nominal Voltage	24 V - 115 V - 230 V
Grado di protezione	Protection Class	IP67
Colore Led	Led Color	Rosso / Red
Temperatura di esercizio (conn.)	Working Temperature (conn.)	-15/+70°C Fix Install
Normativa di riferimento	Reference standards	EN175301-803-C IND ex DIN43650-C IND

COD.	0	5
SPECIFICHE CAVO CABLE SPECIFICATIONS	CAVO PVC	CAVO PUR
	PVC CABLE	PUR CABLE
Sezioni Sections	3G0.50 mmq	3G0.50 mmq
Conduttori Conductor	---	---
Guaina Esterna Outer Jacket	PVC Oil Resistant Flam Retardant	PUR Li-YY11Y Oil Resistant Flam Retardant

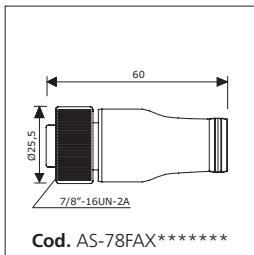


Connettori 7/8"

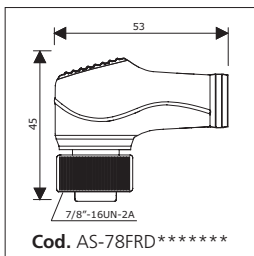
7/8" Connectors



FEMMINA AX / MALE AX



FEMMINA RD / FEMALE RD



3 Poli / Pole

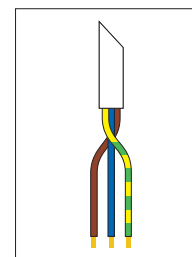
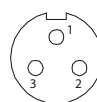


TABELLA COLORI COLOURS TABLE

1		YEGN
2		BN
3		BU

4 Poli / Pole

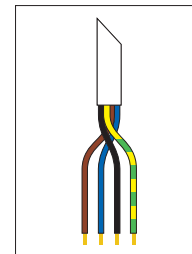
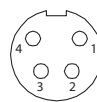


TABELLA COLORI COLOURS TABLE

1		BK
2		BU
3		BN
PE		YEGN

5 Poli / Pole

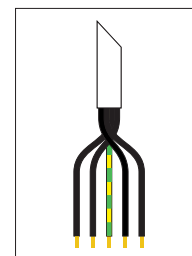
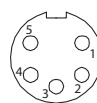


TABELLA COLORI COLOURS TABLE

1		BK-1
2		BK-2
3		YEGN
4		BK-3
5		BK-4

6 Poli / Pole

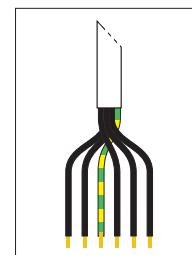
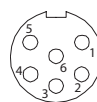


TABELLA COLORI COLOURS TABLE

1		BK-1
2		BK-2
3		YEGN
4		BK-3
5		BK-4
6		BK-5

COMPOSIZIONE CODICE CODE COMPOSITION

Tipologia cavo (vedi cod. in tabella)
Cable type (code like table)

AX = Dritto / Straight
RD = 90°

AS-78F**0*050*

n. poli
n. of pins

lunghezza cavo
cable length

3 = 3 Poli / 3 Poles
4 = 4 Poli / 4 Poles
5 = 5 Poli / 5 Poles
6 = 6 Poli / 6 Poles

001 = 10 cm
010 = 1 m
100 = 10 m

MATERIALI

Portacontatto in nylon 6+30% fibra di vetro. Contatto stampato in bronzo fosforoso e doratura gold flash (femmina). Ghiera di tenuta meccanica in Ottone Nichelato. Corpo connettore in TPU giallo. O-ring di tenuta in NBR (femmina).

MATERIALS

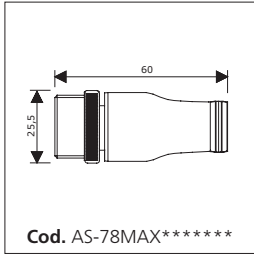
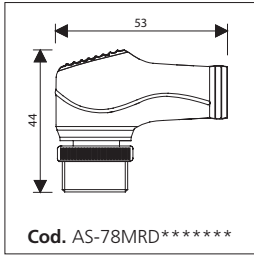
Contact plug holder: Nylon 6+30% glass fiber. Contact: phosphorous bronze with gold flash (female). Metal ring nut: nickel-plated brass. Body connector: yellow TPU. O-ring: NBR (female).

SPECIFICHE TECNICHE

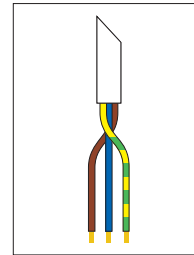
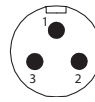
TECHNICAL SPECIFICATIONS

Corrente Nominale	Nominal Current	13 A (3P), 10 A (4P), 8A (5P), 6A (6P)
Tensione Nominale	Nominal Voltage	600 V AC-DC
Grado di protezione	Protection Class	IP67
Temperatura di esercizio (conn.)	Working Temperature (conn.)	-20/+105°C Fix Install

COD.	C	CN	R	RN	C	CN	R	RN	C	CN	R	RN
SPECIFICHE CAVO CABLE SPECIFICATIONS	CAVO PVC PVC CABLE	CAVO PVC PVC CABLE	CAVO PUR PUR CABLE	CAVO PUR PUR CABLE	CAVO PVC PVC CABLE	CAVO PVC PVC CABLE	CAVO PUR PUR CABLE	CAVO PUR PUR CABLE	CAVO PVC PVC CABLE	CAVO PVC PVC CABLE	CAVO PUR PUR CABLE	CAVO PUR PUR CABLE
Sezioni Sections	3G1.50 mmq	3G1.50 mmq	3G1.50 mmq	3G1.50 mmq	4G1.50 mmq	4G1.50 mmq	4G1.50 mmq	4G1.50 mmq	5G1.50 mmq	5G1.50 mmq	5G1.50 mmq	5G1.50 mmq
Conduttori Conductor	---	---	---	---	---	---	---	---	---	---	---	---
Guaina Esterna Outer Jacket	PVC	PVC	PUR	PUR	PVC	PVC	PUR	PUR	PVC	PVC	PUR	PUR

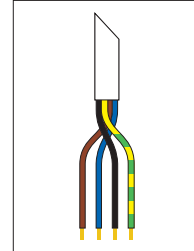
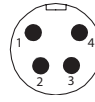
MASCHIO AX / MALE AX

MASCHIO RD / MALE RD


3 Poli / Pole


**TABELLA COLORI
COLOURS TABLE**

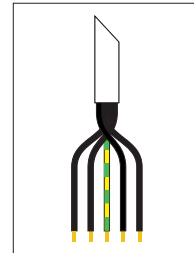
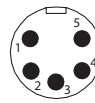
1		YEGN
2		BN
3		BU

4 Poli / Pole


**TABELLA COLORI
COLOURS TABLE**


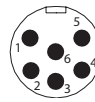
1		BK
2		BU
3		BN
PE		YEGN

5 Poli / Pole


**TABELLA COLORI
COLOURS TABLE**

1		BK-1
2		BK-2
3		YEGN
4		BK-3
5		BK-4

6 Poli / Pole


**TABELLA COLORI
COLOURS TABLE**

1		BK-1
2		BK-2
3		YEGN
4		BK-3
5		BK-4
6		BK-5

**COMPOSIZIONE CODICE
CODE COMPOSITION**

Tipologia cavo (vedi cod. in tabella)
Cable type (code like table)

AX = Dritto / Straight
RD = 90°

AS-78M**0*050*

n. poli
n. of pins

lunghezza cavo
cable length

3 = 3 Poli / 3 Poles
4 = 4 Poli / 4 Poles
5 = 5 Poli / 5 Poles

001 = 10 cm
010 = 1 m
100 = 10 m

MATERIALI

Portacontatto in nylon 6+30% fibra di vetro. Contatto stampato in bronzo fosforoso e doratura gold flash (maschio). Ghiera di tenuta meccanica in Ottone Nichelato. Corpo connettore in TPU giallo.

MATERIALS


Contact plug holder: Nylon 6+30% glass fiber. Contact: phosphorous bronze with gold flash (male). Metal ring nut: nickel-plated brass. Body connector: yellow TPU.

SPECIFICHE TECNICHE

Corrente Nominale	Nominal Current	13 A (3P), 10 A (4P), 8A (5P)
Tensione Nominale	Nominal Voltage	600 V AC-DC
Grado di protezione	Protection Class	IP67
Temperatura di esercizio (conn.)	Working Temperature (conn.)	-20/+105°C Fix Install

TECHNICAL SPECIFICATIONS

COD.	CN	RN	CN	RN	CN	RN
SPECIFICHE CAVO CABLE SPECIFICATIONS	CAVO PVC PVC CABLE	CAVO PUR PUR CABLE	CAVO PVC PVC CABLE	CAVO PUR PUR CABLE	CAVO PVC PVC CABLE	CAVO PUR PUR CABLE
Sezioni Sections	3G1.50 mmq	3G1.50 mmq	4G1.50 mmq	4G1.50 mmq	5G1.50 mmq	5G1.50 mmq
Conduttori Conductor	---	---	---	---	---	---
Guaina Esterna Outer Jacket	PVC	PUR	PVC	PUR	PVC	PUR

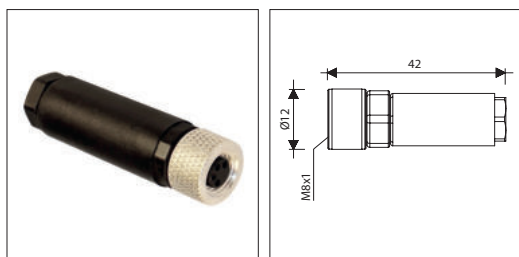


Connettori a cablare, cavi e accessori

*Cabling connectors,
cables and accesories*



3 e 4 POLI FEMMINA AX CORPO IN PLASTICA A VITE 3 and 4 PINS FEMALE AXIAL PLASTIC BODY, Screw Terminal



Cod. 8-85E000161
3 Poli / Poles

Cod. 8-85E000163
4 Poli / Poles



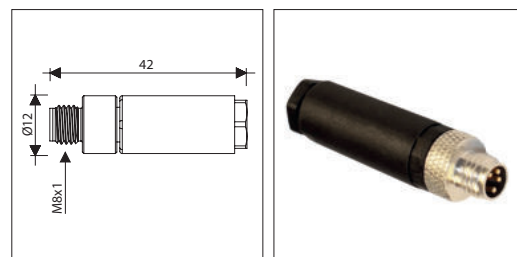
MATERIALI

Contatto in Bronzo Fosforoso, trattati al Nichel + 0.45µm. Ghiera di tenuta meccanica in Ottone Nichelato. Custodia: Nylon 6 + 30% fibra di Vetro. O-Ring di tenuta in NBR (solo per femmina). Sistema di bloccaggio conduttori a vite.

MATERIALS

Phosphorous Bronze Contact, Nickel + 0.45µm Surface of Contact. Metal ring nut: nickel-plated brass. Housing: Nylon 6+30% Glass fiber. O-Ring: NBR (only for female). Screw terminals.

3 e 4 POLI MASCHIO AX CORPO IN PLASTICA A VITE 3 and 4 PINS MALE AXIAL PLASTIC BODY, Screw Terminal



Cod. 8-85E000160
3 Poli / Poles

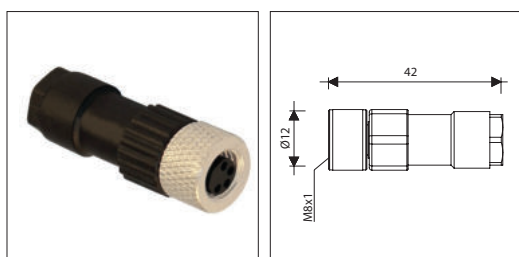
Cod. 8-85E000162
4 Poli / Poles



SPECIFICHE TECNICHE TECHNICAL SPECIFICATIONS

Normativa di riferimento	Reference standards	IEC 61076-2-104
Corrente Nominale	Nominal Currents	4 A (2 A at 0.14mmq)
Tensione Nominale	Nominal Voltage	60 V
Grado di protezione	Protection Class	IP67 (con corretto montaggio) (with correctly tightened)
Colore Custodia	Housing Colour	Nero / Black
Temperatura di esercizio	Working Temperature	-25/+70°C
Serracavo	Cable Screw	PG7
Capacità bloccaggio cavo	Cable clamping capacity	Ø 3.5-5 mm
Max sezione conduttore	Max conductor section	0.50 mmq

3 e 4 POLI FEMMINA AX CORPO IN PLASTICA A SALDARE 3 and 4 PINS FEMALE AXIAL PLASTIC BODY, Solder Terminal



Cod. 8-85E000261
3 Poli / Poles

Cod. 8-85E000263
4 Poli / Poles



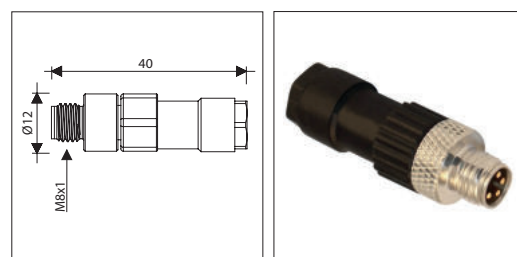
MATERIALI

Contatto in Bronzo Fosforoso, trattati al Nichel + 0.45µm. Ghiera di tenuta meccanica in Ottone Nichelato. Custodia: Nylon 6 + 30% fibra di Vetro. O-Ring di tenuta in NBR (solo per femmina). Sistema di bloccaggio conduttori a saldare.

MATERIALS

Phosphorous Bronze Contact, Nickel + 0.45µm Surface of Contact. Metal ring nut: nickel-plated brass. Housing: Nylon 6+30% Glass fiber. O-Ring: NBR (only for female). Solder terminals.

3 e 4 POLI MASCHIO AX CORPO IN PLASTICA A SALDARE 3 and 4 PINS MALE AXIAL PLASTIC BODY, Solder Terminal



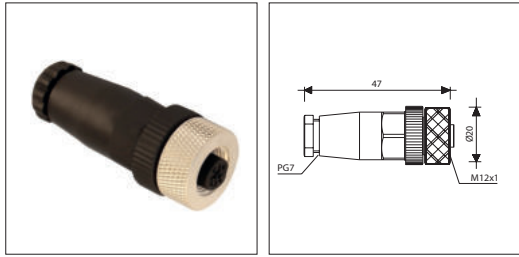
Cod. 8-85E000260
3 Poli / Poles

Cod. 8-85E000262
4 Poli / Poles

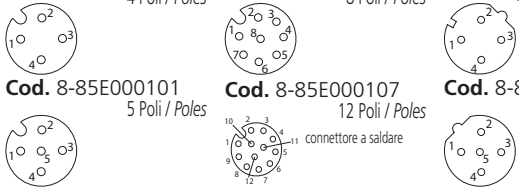


SPECIFICHE TECNICHE TECHNICAL SPECIFICATIONS

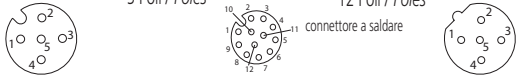
Normativa di riferimento	Reference standards	IEC 61076-2-104
Corrente Nominale	Nominal Currents	4 A (2 A at 0.14mmq)
Tensione Nominale	Nominal Voltage	60 V
Grado di protezione	Protection Class	IP67 (con corretto montaggio) (with correctly tightened)
Colore Custodia	Housing Colour	Nero / Black
Temperatura di esercizio	Working Temperature	-25/+70°C
Serracavo	Cable Screw	PG7
Capacità bloccaggio cavo	Cable clamping capacity	3.5-5 mm
Max sezione conduttore	Max conductor section	0.25 mmq

**4, 5, 8 e 12 POLI FEMMINA AX
CORPO PLASTICA a Vite
4, 5 8 AND 12 PINS FEMALE AXIAL
PLASTIC BODY, Screw Terminal**


Cod. 8-85E000103 4 Poli / Poles
Cod. 8-85E000105 8 Poli / Poles
Cod. 8-85E000403 4 Poli / Poles Cod. D



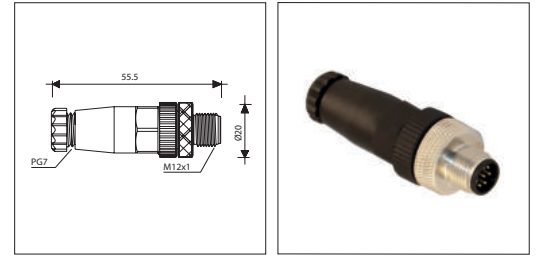
Cod. 8-85E000101 5 Poli / Poles
Cod. 8-85E000107 12 Poli / Poles
Cod. 8-85E000501 5 Poli / Poles Cod. B


MATERIALI

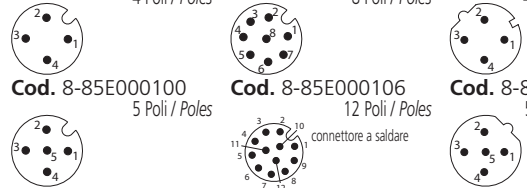
Contatto in Bronzo Fosforoso, trattati al Nichel + 0.45µm. Ghiera di tenuta meccanica in Ottone Nichelato. Custodia: Nylon 6 + 30% fibra di Vetro. O-Ring di tenuta in NBR (solo per femmina). Sistema di bloccaggio conduttori a vite.

MATERIALS

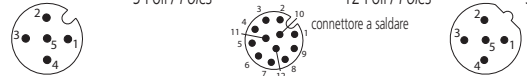
Phosphorous Bronze Contact, Nickel + 0.45µm Surface of Contact. Metal ring nut: nickel-plated brass. Housing: Nylon 6+30% Glass fiber. O-Ring: NBR (only for female). Screw terminals.

**4, 5, 8 e 12 POLI MASCHIO AX
CORPO PLASTICA a Vite
4, 5 8 AND 12 PINS MALE AXIAL
PLASTIC BODY, Screw Terminal**


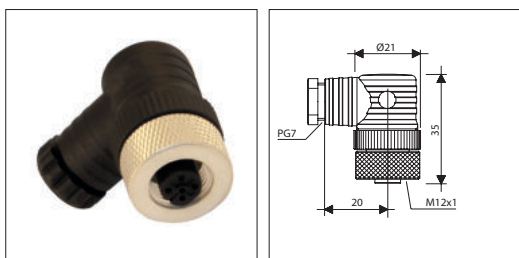
Cod. 8-85E000102 4 Poli / Poles
Cod. 8-85E000104 8 Poli / Poles
Cod. 8-85E000402 4 Poli / Poles Cod. D



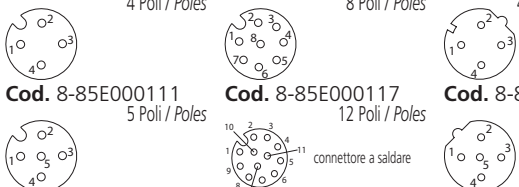
Cod. 8-85E000100 5 Poli / Poles
Cod. 8-85E000106 12 Poli / Poles
Cod. 8-85E000500 5 Poli / Poles Cod. B


SPECIFICHE TECNICHE TECHNICAL SPECIFICATIONS

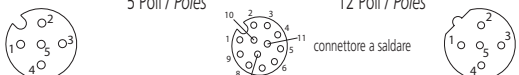
Normativa di riferimento	Reference standards	IEC 61076-2-101 / IEC609-7-5-2
Corrente Nominale	Nominal Currents	4 A(4-5P) / 2A(8P) / 1.5 A(12P)
Tensione Nominale	Nominal Voltage	250 V(4-5P) / 60 V(8P) / 30 V(12P)
Grado di protezione	Protection Class	IP67 (con corretto montaggio) (with correctly tightened)
Colore Custodia	Housing Colour	Nero / Black
Temperatura di esercizio	Working Temperature	-25/+90°C
Serracavo	Cable Screw	PG7
Capacità bloccaggio cavo	Cable clamping capacity	Ø 2.5 - 6.5 mm
Max sezione conduttore	Max conductor section	0.75 mmq

**4, 5, 8 e 12 POLI FEMMINA RD
CORPO PLASTICA a Vite
4 PINS FEMALE RADIAL
PLASTIC BODY, Screw Terminal**


Cod. 8-85E000113 4 Poli / Poles
Cod. 8-85E000115 8 Poli / Poles
Cod. 8-85E000413 4 Poli / Poles Cod. D



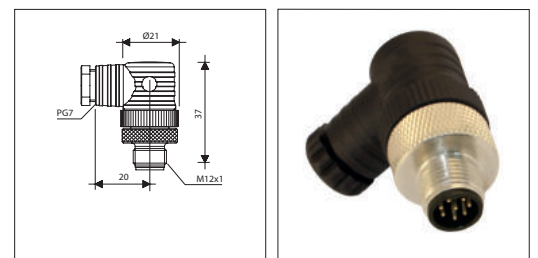
Cod. 8-85E000111 5 Poli / Poles
Cod. 8-85E000117 12 Poli / Poles
Cod. 8-85E000511 5 Poli / Poles Cod. B


MATERIALI

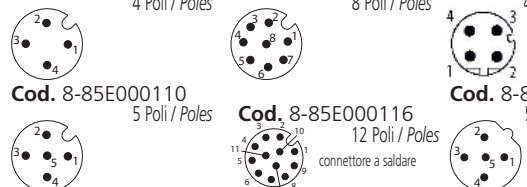
Contatto in Bronzo Fosforoso, trattati al Nichel + 0.45µm. Ghiera di tenuta meccanica in Ottone Nichelato. Custodia: Nylon 6 + 30% fibra di Vetro. O-Ring di tenuta in NBR (solo per femmina). Sistema di bloccaggio conduttori a vite.

MATERIALS

Phosphorous Bronze Contact, Nickel + 0.45µm Surface of Contact. Metal ring nut: nickel-plated brass. Housing: Nylon 6+30% Glass fiber. O-Ring: NBR (only for female). Screw terminals.

**4, 5, 8 e 12 POLI MASCHIO RD
CORPO PLASTICA a Vite
4, 5 8 AND 12 PINS MALE RADIAL
PLASTIC BODY, Screw Terminal**


Cod. 8-85E000112 4 Poli / Poles
Cod. 8-85E000114 8 Poli / Poles
Cod. 8-85E000412 4 Poli / Poles Cod. D



Cod. 8-85E000110 5 Poli / Poles
Cod. 8-85E000116 12 Poli / Poles
Cod. 8-85E000510 5 Poli / Poles Cod. B


SPECIFICHE TECNICHE TECHNICAL SPECIFICATIONS

Normativa di riferimento	Reference standards	IEC 61076-2-101 / IEC609-7-5-2
Corrente Nominale	Nominal Currents	4 A(4-5P) / 2A(8P) / 1.5 A(12P)
Tensione Nominale	Nominal Voltage	250 V(4-5P) / 60 V(8P) / 30 V(12P)
Grado di protezione	Protection Class	IP67 (con corretto montaggio) (with correctly tightened)
Colore Custodia	Housing Colour	Nero / Black
Temperatura di esercizio	Working Temperature	-25/+90°C
Serracavo	Cable Screw	PG7
Capacità bloccaggio cavo	Cable clamping capacity	Ø 2.5 - 6.5 mm
Max sezione conduttore	Max conductor section	0.75 mmq

4, 5 e 8 POLI FEMMINA AX
CORPO IN PLASTICA a Vite
4, 5 and 8 PINS FEMALE AXIAL
PLASTIC BODY, Screw Terminal



Cod. 8-85E001003
4 Poli / Poles



Cod. 8-85E001001
5 Poli / Poles



Cod. 8-85E001005
8 Poli / Poles



4, 5 e 8 POLI MASCHIO AX
CORPO IN PLASTICA a Vite
4, 5 and 8 PINS MALE AXIAL
PLASTIC BODY, Screw Terminal



Cod. 8-85E001002
4 Poli / Poles



Cod. 8-85E001000
5 Poli / Poles



Cod. 8-85E001004
8 Poli / Poles



MATERIALI

Contatto in Bronzo Fosforoso, trattati al Nichel + 0.45µm. Ghiera di tenuta meccanica in Ottone Nichelato. Custodia: Nylon 6 + 30% fibra di Vetro. O-Ring di tenuta in NBR (solo per femmina). Sistema di bloccaggio conduttori a vite.

MATERIALS

Phosphorous Bronze Contact, Nichel + 0.45µm Surface of Contact. Metal ring nut: nickel-plated brass. Housing: Nylon 6+30% Glass fiber. O-Ring (only for female). Screw terminals.

SPECIFICHE TECNICHE	TECHNICAL SPECIFICATIONS	
Normativa di riferimento	Reference standards	IEC 61076-2-101 / IEC609-7-5-2
Corrente Nominale	Nominal Currents	4 A(4-5P) / 2A(8P)
Tensione Nominale	Nominal Voltage	250 V(4P) / 60 V(5P) / 30V(8P)
Grado di protezione	Protection Class	IP67 (con corretto montaggio) (with correctly tightened)
Colore Custodia	Housing Colour	Nero / Black
Temperatura di esercizio	Working Temperature	-25/+90°C
Serracavo	Cable Screw	PG9/PG11
Capacità bloccaggio cavo	Cable clamping capacity	Ø 4-10 mm
Max sezione conduttore	Max conductor section	0.75 mmq

4, 5 e 8 POLI FEMMINA RD
CORPO IN PLASTICA a Vite
4, 5 and 8 PINS FEMALE RADIAL
PLASTIC BODY, Screw Terminal



Cod. 8-85E001013
4 Poli / Poles



Cod. 8-85E001011
5 Poli / Poles



Cod. 8-85E001015
8 Poli / Poles



4, 5 e 8 POLI MASCHIO AX
CORPO IN PLASTICA a Vite
4, 5 and 8 PINS MALE RADIAL
PLASTIC BODY, Screw Terminal



Cod. 8-85E001012
4 Poli / Poles



Cod. 8-85E001010
5 Poli / Poles



Cod. 8-85E001014
8 Poli / Poles



MATERIALI

Contatto in Bronzo Fosforoso, trattati al Nichel + 0.45µm. Ghiera di tenuta meccanica in Ottone Nichelato. Custodia: Nylon 6 + 30% fibra di Vetro. O-Ring di tenuta in NBR (solo per femmina). Sistema di bloccaggio conduttori a vite.

MATERIALS

Phosphorous Bronze Contact, Nichel + 0.45µm Surface of Contact. Metal ring nut: nickel-plated brass. Housing: Nylon 6+30% Glass fiber. O-Ring: NBR (only for female).. Screw terminals.

SPECIFICHE TECNICHE	TECHNICAL SPECIFICATIONS	
Normativa di riferimento	Reference standards	IEC 61076-2-101 / IEC609-7-5-2
Corrente Nominale	Nominal Currents	4 A(4-5P) / 2A(8P)
Tensione Nominale	Nominal Voltage	250 V(4P) / 60 V(5P) / 30V(8P)
Grado di protezione	Protection Class	IP67 (con corretto montaggio) (with correctly tightened)
Colore Custodia	Housing Colour	Nero / Black
Temperatura di esercizio	Working Temperature	-25/+90°C
Serracavo	Cable Screw	PG9/PG11
Capacità bloccaggio cavo	Cable clamping capacity	Ø 4-10 mm
Max sezione conduttore	Max conductor section	0.75 mmq

3 e 4 POLI FEMMINA AX
CORPO IN PLASTICA a Vite
3 and 4 PINS FEMALE AXIAL
PLASTIC BODY, Screw Terminal



Cod. 8-85E000122
4 Poli / Poles



Cod. 8-85E000121
5 Poli / Poles



MATERIALI

Contatto in Bronzo Fosforoso, trattati al Nichel + 0.45µm. Ghiera di tenuta meccanica in Ottone Nichelato. Custodia: Nylon 6 + 30% fibra di Vetro. O-Ring di tenuta in NBR (solo per femmina). Sistema di bloccaggio conduttori a vite.

MATERIALS

Phosphorouse Bronze Contact, Nichel + 0.45µm Surface of Contact. Metal ring nut: nickel-plated brass. Housing: Nylon 6+30% Glass fiber. O-Ring (only for female). Screw terminals.

3 e 4 POLI MASCHIO AX
CORPO IN PLASTICA a Vite
3 and 4 PINS MALE AXIAL
PLASTIC BODY, Screw Terminal



Cod. 8-85E000142
4 Poli / Poles



Cod. 8-85E000141
5 Poli / Poles



SPECIFICHE TECNICHE	TECHNICAL SPECIFICATIONS	
Normativa di riferimento	Reference standards	IEC 61076-2-101 / IEC609-7-5-2
Corrente Nominale	Nominal Currents	4 A
Tensione Nominale	Nominal Voltage	250 V(4P) / 60 V(5P)
Grado di protezione	Protection Class	IP67 (con corretto montaggio) (with correctly tightened)
Colore Custodia	Housing Colour	Nero / Black
Temperatura di esercizio	Working Temperature	-25/+90°C
Serracavo	Cable Screw	PG7
Capacità bloccaggio cavo	Cable clamping capacity	Ø 2.5-6.5 mm
Max sezione conduttore	Max conductor section	0.75 mmq
Circuito Elettronico	Electronic Circuit	led Giallo-Verde / Led Green-Yellow

3 e 4 POLI FEMMINA RD
CORPO IN PLASTICA a Vite
3 and 4 PINS FEMALE RADIAL
PLASTIC BODY, Screw Terminal



Cod. 8-85E000132
4 Poli / Poles



Cod. 8-85E000131
5 Poli / Poles



MATERIALI

Contatto in Bronzo Fosforoso, trattati al Nichel + 0.45µm. Ghiera di tenuta meccanica in Ottone Nichelato. Custodia: Nylon 6 + 30% fibra di Vetro. O-Ring di tenuta in NBR (solo per femmina). Sistema di bloccaggio conduttori a vite.

MATERIALS

Phosphorouse Bronze Contact, Nichel + 0.45µm Surface of Contact. Metal ring nut: nickel-plated brass. Housing: Nylon 6+30% Glass fiber. O-Ring: NBR (only for female). Screw terminals.

3 e 4 POLI MASCHIO RD
CORPO IN PLASTICA a Vite
3 and 4 PINS MALE RADIAL
PLASTIC BODY, Screw Terminal



Cod. 8-85E000152
4 Poli / Poles



Cod. 8-85E000151
5 Poli / Poles



SPECIFICHE TECNICHE	TECHNICAL SPECIFICATIONS	
Normativa di riferimento	Reference standards	IEC 61076-2-101 / IEC609-7-5-2
Corrente Nominale	Nominal Currents	4 A
Tensione Nominale	Nominal Voltage	250 V(4P) / 60 V(5P)
Grado di protezione	Protection Class	IP67 (con corretto montaggio) (with correctly tightened)
Colore Custodia	Housing Colour	Nero / Black
Temperatura di esercizio	Working Temperature	-25/+90°C
Serracavo	Cable Screw	PG7
Capacità bloccaggio cavo	Cable clamping capacity	Ø 2.5-6.5 mm
Max sezione conduttore	Max conductor section	0.75 mmq
Circuito Elettronico	Electronic Circuit	led Giallo-Verde / Led Green-Yellow

M12 Metal CABLING CONNECTORS

**4, 5, 8 e 12 POLI FEMMINA AX
CORPO IN METALLO, a Vite**
**4, 5, 8 and 12 PINS FEMALE AXIAL
METAL BODY, Screw Terminal**



Cod. 8-85E002103
4 Poli / Poles



Cod. 8-85E002105
8 Poli / Poles



Cod. 8-85E002403
4 Poli / Poles Cod. D



Cod. 8-85E002101
5 Poli / Poles



Cod. 8-85E002107
12 Poli / Poles



Cod. 8-85E002501
5 Poli / Poles Cod. B



MATERIALI

Contatto in Bronzo Fosforoso, trattati al Nichel + 0.45µm. Ghiera di tenuta meccanica in Ottone Nichelato. Custodia: Ottone Nichelato. O-Ring di tenuta in NBR (solo per femmina). Sistema di bloccaggio conduttori a vite.

MATERIALS

Phosphorous Bronze Contact, Nichel + 0.45µm Surface of Contact. Metal ring nut: nickel-plated brass. Housing: nickel-plated brass. O-Ring: NBR (only for female). Screw terminals.

**4, 5, 8 e 12 POLI MASCHIO AX
CORPO IN METALLO, a Vite**
**4, 5, 8 and 12 PINS MALE AXIAL
METAL BODY, Screw Terminal**



Cod. 8-85E002102
4 Poli / Poles



Cod. 8-85E002104
8 Poli / Poles



Cod. 8-85E002402
4 Poli / Poles Cod. D



Cod. 8-85E002100
5 Poli / Poles



Cod. 8-85E002106
12 Poli / Poles



Cod. 8-85E002500
5 Poli / Poles Cod. B



SPECIFICHE TECNICHE

TECHNICAL SPECIFICATIONS

Normativa di riferimento	Reference standards	13 A(3P) / 10 A(4P) / 8 A(5P)
Tensione Nominale	Nominal Voltage	30 V(AC) / 36 V(DC)
Corrente Nominale	Nominal Currents	4 A
Grado di protezione	Protection Class	IP67 (con corretto montaggio) (with correctly tightened)
Resistività di massa	Resistance	≤ 8mΩ
Temperatura di esercizio	Working Temperature	-40/+85°C
Capacità bloccaggio cavo	Cable clamping capacity	Ø 4-8 mm
Max sezione conduttore	Max conductor section	0.5 mmq

**5 POLI FEMMINA AX
CORPO IN METALLO, a Perforazione**
**5 PINS FEMALE AXIAL
METAL BODY CONNECTOR**



Cod. AS-M12FCM05
5 Poli / Poles



MATERIALI

Contatto in Bronzo Fosforoso, trattati al Nichel + 0.45µm. Ghiera di tenuta meccanica in Ottone Nichelato. Custodia: Ottone Nichelato. O-Ring di tenuta in NBR (solo per femmina). Sistema di bloccaggio conduttori a perforazione d'isolante.

MATERIALS

Phosphorous Bronze Contact, Nichel + 0.45µm Surface of Contact. Metal ring nut: nickel-plated brass. Housing: nickel-plated brass. O-Ring: NBR (only for female). Insulation displacement terminals.

**5 POLI MASCHIO AX
CORPO IN METALLO, a Perforazione**
**5 PINS MALE AXIAL
METAL BODY CONNECTOR**



Cod. AS-M12MCM05
5 Poli / Poles

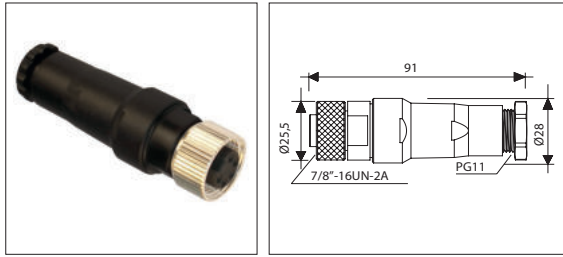


SPECIFICHE TECNICHE

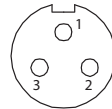
TECHNICAL SPECIFICATIONS

Normativa di riferimento	Reference standards	13 A(3P) / 10 A(4P) / 8 A(5P)
Tensione Nominale	Nominal Voltage	30 V(AC) / 36 V(DC)
Corrente Nominale	Nominal Currents	4 A
Grado di protezione	Protection Class	IP67 (con corretto montaggio) (with correctly tightened)
Resistività di massa	Resistance	≤ 8mΩ
Temperatura di esercizio	Working Temperature	-40/+85°C
Capacità bloccaggio cavo	Cable clamping capacity	Ø 4-8 mm
Max sezione conduttore	Max conductor section	0.5 mmq

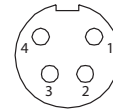
3, 4 e 5 POLI FEMMINA AX
CORPO IN PLASTICA, Morsetti a Vite
3, 4 and 5 PINS FEMALE AXIAL
PLASTIC BODY CONNECTOR, Screw Terminal



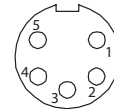
Cod. AS-78FCA03G11
3 Poli / Poles



Cod. AS-78FCA04G11
4 Poli / Poles



Cod. AS-78FCA05G11
5 Poli / Poles



MATERIALI

Contatto in Bronzo Fosforoso, trattati al Nichel + 0.45µm. Ghiera di tenuta meccanica in Ottone Nichelato. Custodia: Nylon 6 + 30% fibra di Vetro. O-Ring di tenuta in NBR (solo per femmina). Sistema di bloccaggio conduttori a vite.

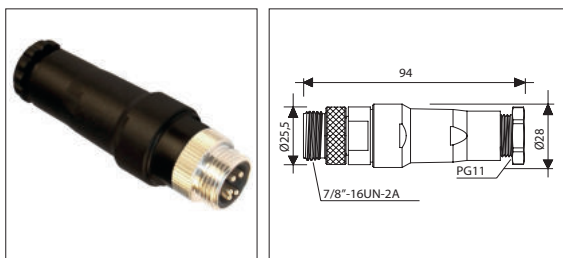
MATERIALS

Phosphorous Bronze Contact, Nichel + 0.45µm Surface of Contact. Metal ring nut: nickel-plated brass. Housing: Nylon 6+30% Glass fiber. O-Ring: NBR (only for female). Screw terminals.

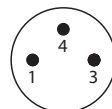
SPECIFICHE TECNICHE TECHNICAL SPECIFICATIONS

Corrente Nominale	Nominal Currents	13 A(3P) / 10 A(4P) / 8 A(5P)
Tensione Nominale	Nominal Voltage	600 V
Grado di protezione	Protection Class	IP67 (con corretto montaggio) (with correctly tightened)
Colore Custodia	Housing Colour	Nero / Black
Temperatura di esercizio	Working Temperature	-40/+80°C
Serracavo	Cable Screw	PG11
Capacità bloccaggio cavo	Cable clamping capacity	Ø 4-10 mm
Max sezione conduttore	Max conductor section	2.5 mmq

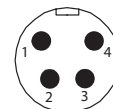
3, 4 e 5 POLI MASCHIO AX
CORPO IN PLASTICA, Morsetti a Vite
3, 4 and 5 PINS MALE AXIAL
PLASTIC BODY CONNECTOR, Screw Terminal



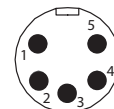
Cod. AS-78MCA03G11
3 Poli / Poles



Cod. AS-78MCA04G11
4 Poli / Poles



Cod. AS-78MCA05G11
5 Poli / Poles



MATERIALI

Contatto in Bronzo Fosforoso, trattati al Nichel + 0.45µm. Ghiera di tenuta meccanica in Ottone Nichelato. Custodia: Nylon 6 + 30% fibra di Vetro. O-Ring di tenuta in NBR (solo per femmina). Sistema di bloccaggio conduttori a vite.

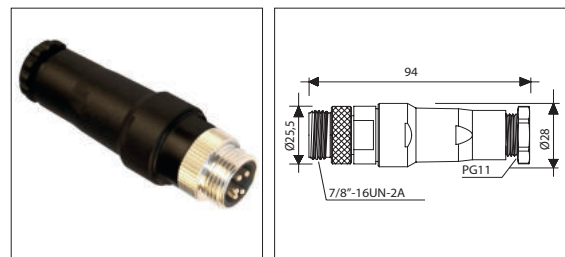
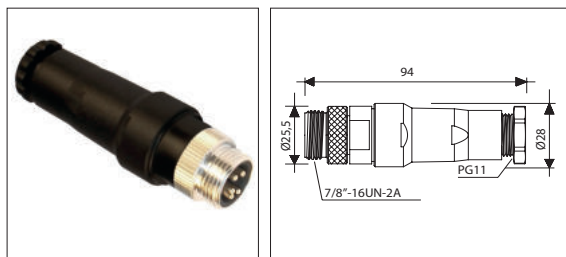
MATERIALS

Phosphorous Bronze Contact, Nichel + 0.45µm Surface of Contact. Metal ring nut: nickel-plated brass. Housing: Nylon 6+30% Glass fiber. O-Ring: NBR (only for female). Screw terminals.

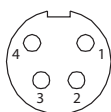
SPECIFICHE TECNICHE TECHNICAL SPECIFICATIONS

Corrente Nominale	Nominal Currents	13 A(3P) / 10 A(4P) / 8 A(5P)
Tensione Nominale	Nominal Voltage	600 V
Grado di protezione	Protection Class	IP67 (con corretto montaggio) (with correctly tightened)
Colore Custodia	Housing Colour	Nero / Black
Temperatura di esercizio	Working Temperature	-40/+80°C
Serracavo	Cable Screw	PG11
Capacità bloccaggio cavo	Cable clamping capacity	Ø 4-10 mm
Max sezione conduttore	Max conductor section	2.5 mmq

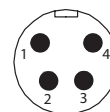
4 POLI FEMMINA / MASCHIO AX codifica T
CORPO IN PLASTICA, Morsetti a Vite
4 PINS FEMALE AXIAL T code
PLASTIC BODY CONNECTOR, Screw Terminal



Cod. AS-85E003000
4 Poli / Poles



Cod. AS-82e003001
4 Poli / Poles



MATERIALI

Contatto in Bronzo Fosforoso, trattati al Nichel + 0.45µm. Ghiera di tenuta meccanica in Ottone Nichelato. Custodia: Nylon 6 + 30% fibra di Vetro. O-Ring di tenuta in NBR (solo per femmina). Sistema di bloccaggio conduttori a vite.

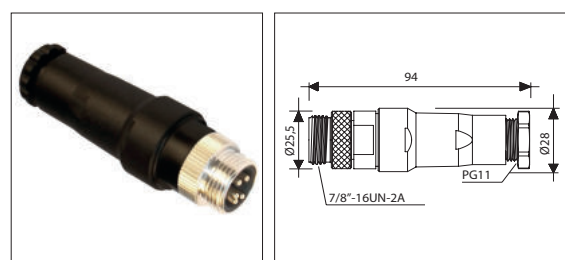
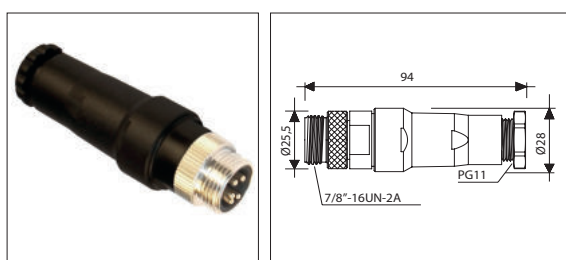
MATERIALS

Phosphorouse Bronze Contact, Nichel + 0.45µm Surface of Contact. Metal ring nut: nickel-plated brass. Housing: Nylon 6+30% Glass fiber. O-Ring: NBR (only for female). Screw terminals.

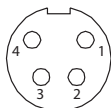
SPECIFICHE TECNICHE TECHNICAL SPECIFICATIONS

Corrente Nominale	Nominal Currents	13 A(3P) / 10 A(4P) / 8 A(5P)
Tensione Nominale	Nominal Voltage	600 V
Grado di protezione	Protection Class	IP67 (con corretto montaggio) (with correctly tightened)
Colore Custodia	Housing Colour	Nero / Black
Temperatura di esercizio	Working Temperature	-40/+80°C
Serracavo	Cable Screw	PG11
Capacità bloccaggio cavo	Cable clamping capacity	Ø 4-10 mm
Max sezione conduttore	Max conductor section	2.5 mmq

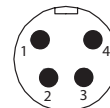
4 POLI FEMMINA / MASCHIO AX codifica S
CORPO IN PLASTICA, Morsetti a Vite
4 PINS FEMALE / MALE AXIAL S code
PLASTIC BODY CONNECTOR, Screw Terminal



Cod. AS-85E003002
4 Poli / Poles



Cod. AS-82e003003
4 Poli / Poles



MATERIALI

Contatto in Bronzo Fosforoso, trattati al Nichel + 0.45µm. Ghiera di tenuta meccanica in Ottone Nichelato. Custodia: Nylon 6 + 30% fibra di Vetro. O-Ring di tenuta in NBR (solo per femmina). Sistema di bloccaggio conduttori a vite.



MATERIALS

Phosphorouse Bronze Contact, Nichel + 0.45µm Surface of Contact. Metal ring nut: nickel-plated brass. Housing: Nylon 6+30% Glass fiber. O-Ring: NBR (only for female). Screw terminals.

SPECIFICHE TECNICHE TECHNICAL SPECIFICATIONS

Corrente Nominale	Nominal Currents	13 A(3P) / 10 A(4P) / 8 A(5P)
Tensione Nominale	Nominal Voltage	600 V
Grado di protezione	Protection Class	IP67 (con corretto montaggio) (with correctly tightened)
Colore Custodia	Housing Colour	Nero / Black
Temperatura di esercizio	Working Temperature	-40/+80°C
Serracavo	Cable Screw	PG11
Capacità bloccaggio cavo	Cable clamping capacity	Ø 4-10 mm
Max sezione conduttore	Max conductor section	2.5 mmq

STANDARD / STANDARD



COMPOSIZIONE CODICE
CODE COMPOSITION

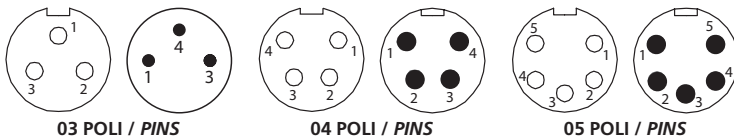
AS-RX7800000/02

n.poli A
nr. of pins A
03 = 3PIN
04 = 4PIN
05 = 5PIN

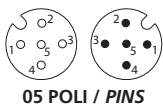
n.poli B
nr. of pins B
03 = 3PIN
04 = 4PIN
05 = 5PIN

n.poli C
nr. of pins C
03 = 3PIN
04 = 4PIN
05 = 5PIN

7/8"

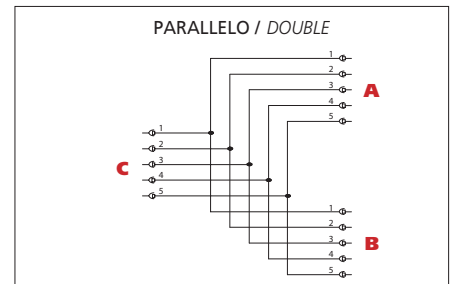
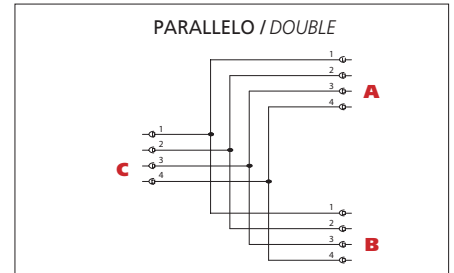
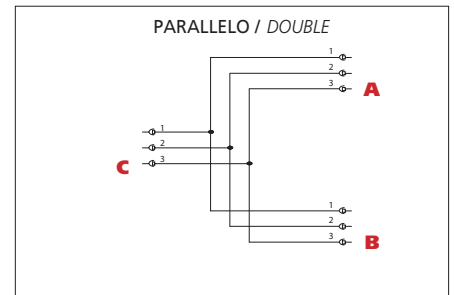


M12



CONFIGURAZIONI AGGIUNTIVE / MORE CONFIGURATIONS

TIPOLOGIA CONNESSIONI			COD
A	B	C	
7/8" - Fem	7/8" - Ma	7/8" - Fem	02
7/8" - Fem	7/8" - Ma	M12 - Fem	22



MATERIALI

Custodia in nylon 6 + 30% fibra di vetro, ghiera in Zn Al/Ni, O-Ring in NBR, Contatti in Bronzo Fosforoso, trattamento dei contatti al Nichel + 0.45µm, placcati in oro.

MATERIALS

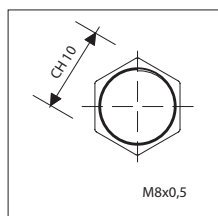
Nylon 6 + 30% Glass Fiber Housing, Zn Al/Ni coupling nut, NBR O-Ring, Phosphorous Bronze Contact, Nichel + 0.45µm Contact surface, gold plated.

SPECIFICHE TECNICHE

SPECIFICHE TECNICHE	TECHNICAL SPECIFICATIONS
Normative di riferimento	Reference standards IEC 61076-2-104
Corrente Nominale 3 POLI	Nominal Current 3 PINS 13 A
Corrente Nominale 4 POLI	Nominal Current 4 PINS 10 A
Corrente Nominale 5 POLI	Nominal Current 5 PINS 8 A
Tensione Nominale	Nominal Voltage 600 V AC-DC
Grado di protezione	Protection Class IP67
Temperatura di esercizio (conn.)	Working Temperature (conn.) -20/+105°C Fix Install

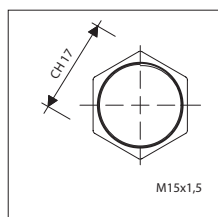


DADO M8x0.5 / NUT M8x0.5



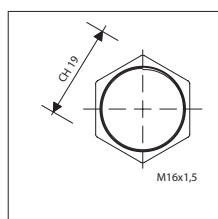
Cod. AS-DAM8x0.5

DADO M15x1.5 / NUT M15x1.5



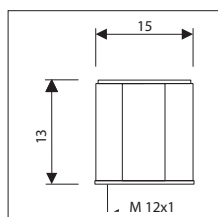
Cod. AS-133/16

DADO M16x1.5 / NUT M16x1.5



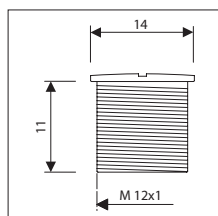
Cod. AS-133/24

TAPPO FEMMINA M12x1 / FEMALE PLUG M12x1



Cod. AS-TPM12X1

TAPPO MASCHIO M12x1 / MALE PLUG M12x1



Cod. AS-TPM12


3 CONDUTTORI / 3 WIRE

COD.	ANFG22X03C1191 "C"	ANFN22X03C1134 "CN"	ANCG22X03C1186 "R"	ANCN22X03C1161 "RN"	ASFG22X03C1084 "CS"	ASCG22X03C1174 "RS"
SPECIFICHE CAVO CABLE SPECIFICATIONS	CAVO PVC UL/CSA UL/CSA PVC CABLE	CAVO PVC UL/CSA UL/CSA PVC CABLE	CAVO PUR UL/CSA UL/CSA PUR CABLE	CAVO PUR UL/CSA UL/CSA PUR CABLE	CAVO PVC SCHERMATO PVC SHIELDED CABLE	CAVO PUR SCHERMATO PUR SHIELDED CABLE
Sezioni Sections	3 x 22AWG (3 x 0.35) 80° - 300 V	3 x 22AWG (3 x 0.35) 80° - 300 V	3 x 22AWG (3 x 0.35) 80° - 300 V	3 x 22AWG (3 x 0.35) 80° - 300 V	3 x 22AWG (3 x 0.35) ST 80° - 300 V	3 x 22AWG (3 x 0.35) ST 80° - 300 V
Diametri Diameter	4.7 +/- 0.2	4.5 +/- 0.2	4.5 +/- 0.2	4.5 +/- 0.2	4.8 +/- 0.2	4.8 +/- 0.2
Conduttori Conductor	PVC classe 6 FLEX 32 x 0.10	PVC classe 6 FLEX 19 x 0.15	PVC classe 6 FLEX 19 x 0.15	PVC classe 6 FLEX 19 x 0.15	PVC classe 6 FLEX 19 x 0.15	PVC classe 6 FLEX 19 x 0.15
Guaina Esterna Outer Jacket	PVC UL/CSA Oil Resistant UL 1581 STYLE 2464 Grey Ral 7035 Flam Test FT1	PVC UL/CSA Oil Resistant ISO 6722 STYLE 2464 Black RAL 9005 Flame Test FT1	PUR compound Oil resistant ISO 6722 STYLE 21441 Grey Ral 7035 Flam Test FT2	PUR compound Oil resistant ISO 6722 STYLE 21441 Black Flam Test FT2	PVC UL/CSA Oil resistant ISO 6722 STYLE 2464 Grey Ral 7035 Flam Test FT1	PUR Compound Oil resistant ISO 6722 STYLE 21441 Grey Ral 7035 Flam Test FT2
Normative di riferimento Reference standards						
Temperatura di esercizio Working temperature	-15 / +80°C Static App. +5 / +80°C Dynamic App.	-5 / +80°C Static App. +5 / +80°C Dynamic App.	-30 / +80°C Static App. -5 / +80°C Dynamic App.	-30 / +80°C Static App. -5 / +80°C Dynamic App.	-5 / +80°C Static App.	-30 / +80°C Static App. -5 / +80°C Dynamic App.
Raggio di curvatura Bending radius	10 x Ø esterno	10 x Ø esterno	10 x Ø esterno	10 x Ø esterno	10 x Ø esterno	10 x Ø esterno
Schermatura Shield	---	---	---	---	A treccia - Copertura ≥ 80% Braided coverage ≥ 80%	A treccia - Copertura ≥ 80% Braided coverage ≥ 80%
Velocità di traslazione Traslation's speed	90 mt / min	90 mt / min	120 mt / min	120 mt / min	---	---
Accelerazione Acceleration	4 mt / seqq	4 mt / seqq	5 mt / seqq	5 mt / seqq	---	5 mt / seqq

4 CONDUTTORI / 4 WIRE

COD.	ANFG24X04C1139 "C"	ANFY24X04C1152 "CUY"	ANFN24X04C1154 "CN"	ANFN22X04C1160 "CUN"	ANCG24X04C1192 "R"	ANMY24X04C1190 "RUY"	ANCN24X04C1137 "RN"	ANCN22X04C1138 "RUN"	ASFG24X04C1033 "CS"	ASFN22X04C1169 "CSUN"	ASPG24X04C946 "RS"
SPECIFICHE CAVO CABLE SPECIFICATIONS	CAVO PVC UL/CSA UL/CSA PVC CABLE	CAVO PVC UL/CSA UL/CSA PVC CABLE	CAVO PVC UL/CSA UL/CSA PVC CABLE	CAVO PVC UL/CSA UL/CSA PVC CABLE	CAVO PUR UL/CSA UL/CSA PUR CABLE	CAVO PUR UL/CSA UL/CSA PUR CABLE	CAVO PUR UL/CSA UL/CSA PUR CABLE	CAVO PUR UL/CSA UL/CSA PUR CABLE	CAVO PVC SCHERMATO SHIELDED PVC CABLE	CAVO PVC SCHERMATO PVC SHIELDED CABLE	CAVO PUR SCHERMATO SHIELDED PUR CABLE
Sezioni Sections	4 x 24AWG (4 x 0.25) 80° - 300 V	4 x 24AWG (4 x 0.25) 80° - 300 V	4 x 24AWG (4 x 0.25) 80° - 300 V	4 x 22AWG (4 x 0.34) 80° - 300 V	4 x 24AWG (4 x 0.25) 80° - 300 V	4 x 24AWG (4 x 0.25) 80° - 300 V	4 x 24AWG (4 x 0.25) 80° - 300 V	4 x avg 22 (4 x 0.34) 80° - 300 V	4 x 24AWG (4 x 0.25) ST 80° - 300 V	4 x 22AWG (4 x 0.34) ST 80° - 300 V	4 x 24AWG (4 x 0.25) ST 80° - 300 V
Diametri Diameter	4.6 +/- 0.2	4.8 +/- 0.2	4.6 +/- 0.2	4.8 +/- 0.2	4.6 +/- 0.2	4.0 +/- 0.2	4.7 +/- 0.2	4.9 +/- 0.2	4.9 +/- 0.2	5.4 +/- 0.2	4.8 +/- 0.2
Conduttori Conductor	PVC classe 6 FLEX 32 x 0.10	PVC FLEX 32 x 0.10	PVC classe 6 FLEX 32 x 0.10	PVC classe 6 FLEX 19 x 0.15	PVC classe 6 FLEX 19 x 0.13	PVC classe 6 FLEX 32 x 0.10	PVC classe 6 FLEX 19 x 0.13	PVC classe 6 FLEX 19 x 0.15	PVC classe 6 FLEX 19 x 0.13	PVC classe 6 FLEX 42 x 0.10	PVC classe 6 FLEX 19 x 0.13
Guaina Esterna Outer Jacket	PVC UL/CSA Oil resistant UL 1581 STYLE 2464 Grey Ral 7035 Flam Test FT1	PVC UL/CSA Oil resistant UL 1581 STYLE 2464 Yellow RAL 1021 DESINA Flam Test	PVC UL/CSA Oil resistant UL 1581 STYLE 2464 Black Flam Test FT1	PUR UL/CSA Oil resistant ISO 6722 STYLE 2464 Black Flam Test FT1	PUR compound Oil resistant ISO 6722 STYLE 21441 Grey Ral 7035 Flam Test FT2	PUR UL/CSA STYLE 20549 Black RAL 9005 Flam Test FT1	PUR Compound Oil resistant ISO 6722 STYLE 21441 Black - RAL9005 Flam Test FT2	PUR UL/CSA Oil resistant ISO 6722 STYLE 21441 Black RAL 9005 Flam Test FT2	PVC CEI 2022 - II Oil resistant ISO 6722 STYLE 2464 Grey Ral 7035 Flam Test FT1	PVC UL/CSA Oil resistant UL 1581 STYLE 2464 Black Flam Test FT1	PUR Compound Oil resistant ISO 6722 STYLE 20549 Grey Ral 7035 Flam Test FT1
Normative di riferimento Reference standards											
Temperatura di esercizio Working temperature	-5 / +80°C Static App. +5 / +80°C Dynamic App.	-5 / +80°C Static App. +5 / +80°C Dynamic App.	-5 / +80°C Static App. +5 / +80°C Dynamic App.	-5 / +80°C Static App. -5 / +80°C Dynamic App.	-30 / +80°C Static App. -5 / +80°C Dynamic App.	-15 / +80°C Static App. +5 / +80°C Dynamic App.	-30 / +80°C Static App. -5 / +80°C Dynamic App.	-30 / +80°C Static App. -5 / +80°C Dynamic App.	-15 / +80°C Static App.	-15 / +80°C Static App.	-5 / +80°C Static App. +5 / +80°C Dynamic App.
Raggio di curvatura Bending radius	10 x Ø esterno	10 x Ø esterno	10 x Ø esterno	10 x Ø esterno	10 x Ø esterno	10 x Ø esterno	10 x Ø esterno	10 x Ø esterno	10 x Ø esterno	12 x Ø esterno	10 x Ø esterno
Schermatura Shield	---	---	---	---	---	---	---	---	A treccia - Copertura ≥ 80% Braided coverage ≥ 80%	A treccia - Copertura ≥ 80% Braided coverage ≥ 80%	A treccia - Copertura ≥ 80% Braided coverage ≥ 80%
Velocità di traslazione Traslation's speed	90 mt / min	90 mt / min	90 mt / min	120 mt / min	150 mt / min	---	150 mt / min	200 mt / min	---	---	40 mt / min
Accelerazione Acceleration	4 mt / seqq	4 mt / seqq	5 mt / seqq	4 mt / seqq	4 mt / seqq	---	4 mt / seqq	30 mt / seqq	---	---	10 mt / seqq



5 CONDUTTORI / 5 WIRE

COD.	ANFG24X05C1166 "C"	ANFY24X05C1183 "CUY"	ANFN24X05C1050 "CN"	ANCG24X05C1177 "R"	ANCN24X05C1227 "RN"	ANCN22X05C1228 "RUN"	ASFG24X05C1167 "CS"	ASFY24X05C1189 "CSUY"	ASFN24X05C1136 "CSUN"	ASPN22X05C1135 "RSUN"
SPECIFICHE CAVO CABLE SPECIFICATIONS	CAVO PVC UL/CSA UL/CSA PVC CABLE	CAVO PVC UL/CSA UL/CSA PVC CABLE	CAVO PVC UL/CSA UL/CSA PUR CABLE	CAVO PUR UL/CSA UL/CSA PUR CABLE	CAVO PVC UL/CSA UL/CSA PUR CABLE	CAVO PUR UL/CSA UL/CSA PUR CABLE	CAVO PVC SCHERMATO UL/CSA PVC SHIELDED CABLE	CAVO PVC SCHERMATO UL/CSA PVC SHIELDED CABLE	CAVO PVC SCHERMATO UL/CSA PVC SHIELDED CABLE	CAVO PUR SCHERMATO UL/CSA PUR SHIELDED CABLE
Sezioni Sections	5 x 24AWG (5 x 0.25) 80°C - 300 V	5 x 24AWG (5 x 0.25) 80°C - 300 V	5 x 24AWG (5 x 0.25) 80°C - 300 V	5 x 24AWG (5 x 0.25) 80°C - 300 V	5 x 24AWG (5 x 0.25) 80°C - 300 V	5 x 22AWG (5 x 0.34) 80°C - 300 V	5 x 24AWG (5 x 0.25) ST 80°C - 300 V	5 x 24AWG (5 x 0.25) ST 80°C - 300 V	5 x 24AWG (5 x 0.25) ST 80°C - 300 V	5 x 22AWG (5 x 0.34) ST 80°C - 300 V
Diametri Diameter	5 +/- 0.2	4.8 +/- 0.2	4.7 +/- 0.2	5 +/- 0.2	5 +/- 0.2	4.9 +/- 0.2	5.6 +/- 0.2	5.1 +/- 0.2	5.6 +/- 0.2	6.3 +/- 0.2
Conduttori Conductor	PVC classe 6 FLEX 19 x 0.13	PVC classe 6 FLEX 32 x 0.10	PVC classe 6 FLEX 32 x 0.10	PVC classe 6 FLEX 19 x 0.13	PVC classe 6 FLEX 42 x 0.10	PVC classe 6 FLEX 42 x 0.10	PVC classe 6 FLEX 19 x 0.13	PVC FLEX 32 x 0.10	PVC classe 6 FLEX 19 x 0.13	PVC classe 6 FLEX 42 x 0.10
Guaina Esterna Outer Jacket	PVC UL/CSA Oil resistant ISO 6722 STYLE 2464 Grey Ral 7035 Flam Test FT1	PVC UL/CSA Oil resistant UL 20167 STYLE 2464 Yellow RAL 1021 DESINA Flam Test FT1	PVC UL/CSA Oil resistant UL 1581 STYLE 2464 Black Flam Test FT1	PUR compound Oil resistant ISO 6722 STYLE 21441 Grey Ral 7035 Flam Test FT2	PUR UL/CSA Oil resistant UL 1581 STYLE 20549 Black Flam Test FT1	PUR UL/CSA Oil resistant UL 1581 STYLE 20549 Black Flam Test FT1	PVC UL/CSA Oil resistant ISO 6722 STYLE 2464 Grey Ral 7035 Flam Test FT1	PVC UL/CSA Oil resistant ISO 6722 STYLE 2464 Yellow Ral 1021 DESINA Flam Test FT1	PVC UL/CSA Oil resistant ISO 6722 STYLE 2464 Black Flam Test FT1	PUR UL/CSA Oil resistant UL 1581 STYLE 20549 Halogen Free - Black Flam Test FT1
Normative di riferimento Reference standards										
Temperatura di esercizio Working temperature	-5 / +80°C Static App. +5 / +80°C Dynamic App.	-5 / +80°C Static App. +5 / +80°C Dynamic App.	-15 / +80°C Static App. +5 / +80°C Dynamic App.	-30 / +80°C Static App. -5 / +80°C Dynamic App.	-15 / +80°C Static App. -5 / +80°C Dynamic App.	-40 / +80°C Static App. -5 / +80°C Dynamic App.	-5 / +80°C Static App. +5 / +80°C Dynamic App.	-15 / +80°C Static App.	-5 / +80°C Static App.	-40 / +80°C Static App. -5 / +80°C Dynamic App.
Raggio di curvatura Bending radius	10 x Ø esterno	10 x Ø esterno	10 x Ø esterno	10 x Ø esterno	10 x Ø esterno	10 x Ø esterno	10 x Ø esterno	12 x Ø esterno	12 x Ø esterno	7 x Ø esterno
Schermatura Shield	---	---	---	---	---	---	A treccia - Copertura ≥ 80% Braided coverage ≥ 80%	A treccia - Copertura ≥ 85% Braided coverage ≥ 85%	A treccia - Copertura ≥ 85% Braided coverage ≥ 85%	A treccia - Copertura ≥ 85% Braided coverage ≥ 85%
Velocità di traslazione Traslation's speed	90 mt / min	90 mt / min	90 mt / min	90 mt / min	150 mt / min	200 mt / min	90 mt / min	---	---	220 mt / min
Accelerazione Acceleration	4 mt / secq	4 mt / secq	4 mt / secq	5 mt / secq	4 mt / secq	30 mt / secq	4 mt / secq	---	---	10 mt / secq

8 CONDUTTORI / 8 WIRE

COD.	ANFG24X08C1133 "C"	ANFY24X08C1229 "CUY"	ANFN24X08C1187 "CUN"	ANCN24X05C1227 "RUN"	ASFG24X08C1034 "CS"	ASFY24X08C1230 "CSUY"	ASFN24X08C1146 "CSUN"	ASCN24X08C1172 "RSUN"
SPECIFICHE CAVO CABLE SPECIFICATIONS	CAVO PVC UL/CSA UL/CSA PVC CABLE	CAVO PVC UL/CSA UL/CSA PVC CABLE	CAVO PVC UL/CSA UL/CSA PVC CABLE	CAVO PUR UL/CSA UL/CSA PUR CABLE	CAVO PVC SCHERMATO UL/CSA UL/CSA PVC SHIELDED CABLE	CAVO PVC SCHERMATO UL/CSA UL/CSA PVC SHIELDED CABLE	CAVO PVC SCHERMATO UL/CSA UL/CSA PVC SHIELDED CABLE	CAVO PUR UL/CSA SCHERMATO UL/CSA PUR SHIELDED CABLE
Sezioni Sections	8 x 24AWG (8 x 0.22) 80°C - 300 V	8 x 24AWG (8 x 0.25) 80°C - 300 V	8 x 24AWG (8 x 0.25) 80°C - 300 V	8 x 24AWG (8 x 0.25) 80°C - 300 V	8 x 24AWG (8 x 0.25) ST 80°C - 300 V	8 x 24AWG (8 x 0.25) ST 80°C - 300 V	8 x 24AWG (8 x 0.25) ST 80°C - 300 V	8 x 24AWG (8 x 0.25) ST 80°C - 300 V
Diametri Diameter	5.8 +/- 0.2	6.8 +/- 0.2	5.8 +/- 0.2	6.0 +/- 0.2	6.7 +/- 0.2	6.8 +/- 0.2	6.5 +/- 0.1	6.7 +/- 0.2
Conduttori Conductor	PVC classe 6 FLEX 7 x 0.20	PVC FLEX 32 x 0.10	PVC classe 6 FLEX 32 x 0.10	PVC classe 6 FLEX 32 x 0.10	PVC FLEX 19 x 0.13	PVC FLEX 32 x 0.10	PVC classe 6 FLEX 32 x 0.10	PVC classe 6 FLEX 19 x 0.13
Guaina Esterna Outer Jacket	PVC UL/CSA Oil resistant ISO 6722 STYLE 2464 Grey RAL 7035 Flam Test FT1	PVC UL/CSA STYLE 2095 Yellow RAL 1021 DESINA Flam Test FT1	PVC UL/CSA STYLE 2464 Black Flam Test FT1	PUR UL/CSA STYLE 20233 Black Flam Test FT1	PVC UL/CSA Oil resistant ISO 6722 STYLE 2464 Grey RAL 7035 Flam Test FT1	PVC UL/CSA STYLE 2095 Yellow RAL 1021 DESINA Flam Test FT1	PVC UL/CSA STYLE 2464 Black Flam Test FT1	PUR UL/CSA Oil resistant ISO 6722 STYLE 21441 Black Flam Test FT2
Normative di riferimento Reference standards								
Temperatura di esercizio Working temperature	-25 / +80°C Static App. +5 / +80°C Dynamic App.	-15 / +80°C Static App. +5 / +80°C Dynamic App.	-15 / +80°C Static App. +5 / +80°C Dynamic App.	-40 / +80°C Static App. -5 / +80°C Dynamic App.	-5 / +80°C Static App.	-15 / +80°C Static App. +5 / +80°C Dynamic App.	-15 / +80°C Static App.	-30 / +80°C Static App. -5 / +80°C Dynamic App.
Raggio di curvatura Bending radius	10 x Ø esterno	10 x Ø esterno	12 x Ø esterno	7 x Ø esterno	12 x Ø esterno	10 x Ø esterno	12 x Ø esterno	7 x Ø esterno
Schermatura Shield	---	---	---	---	A treccia - Copertura ≥ 80% Braided coverage ≥ 80%	A treccia - Copertura ≥ 80% Braided coverage ≥ 80%	A treccia - Copertura ≥ 80% Braided coverage ≥ 80%	A treccia - Copertura ≥ 85% Braided coverage ≥ 85%
Velocità di traslazione Traslation's speed	90 mt / min	90 mt / min	120 mt / min	220 mt / min	---	---	---	200 mt / min
Accelerazione Acceleration	4 mt / secq	4 mt / secq	4 mt / secq	10 mt / secq	---	---	---	5 mt / secq



ETHERNET 4 POLES (2 PAIR)

COD.	RSHV24X04C1159 (F)	RSPV24X04C820 (M)
SPECIFICHE CAVO CABLE SPECIFICATIONS	CAVO PUR POSA FISSA PUR FIXED INSTALL. CABLE	CAVO PUR POSA MOBILE PUR DYNAMIC INSTALL. CABLE
Sezioni Sections	2 x 2 x 24AWG SNVST	2 x 2 x 24AWG SNVST
Diametri Diameter	6.0 +/- 0.2	5.8 +/- 0.2
Guaina Esterna Outer Jacket	PUR Green Ral 6016 Oil resistant STYLE 20549 Flam retardant FT1 Halogen Free	PUR Green Ral 6016 Oil resistant STYLE 20549 Flam retardant FT1 Halogen Free
Norme di riferimento Reference standards	Desina CAT 5E	Desina CAT 5E
Caratteristiche elettriche Electrical characteristics	Nominal capacity 50 pF/m Impedance 100 ohm +/- 15 Transmission speed up to 100 mt - 100 Mbit/s	Nominal capacity 50 pF/m Impedance 100 ohm +/- 15 Transmission speed up to 100 mt - 100 Mbit/s
Temperatura di lavoro Work range	-40 / +80°C Static App.	-50 / +80°C Static App. -40 / +80°C Dynamic App.
Raggio di curvatura Bending radius	8 x Ø esterno	10 x Ø esterno
Schermatura Shield	I - in poliestere / alluminio II - A treccia - Copertura ≥ 85% Braided coverage ≥ 85%	I - in poliestere / alluminio II - A treccia - Copertura ≥ 90% Braided coverage ≥ 90%
Velocità di traslazione Traslation's speed	---	200 m / min
Accelerazione Acceleration	---	10 m / secq

ETHERNET 8 POLES (4 PAIRS)


COD.	RSFV24X08C877 (F)	RSPV26X08C799 (M)
SPECIFICHE CAVO CABLE SPECIFICATIONS	CAVO PVC POSA FISSA PVC FIXED INSTALL. CABLE	CAVO PUR POSA MOBILE PUR DYNAMIC INSTALL. CABLE
Sezioni Sections	4 x 2 x 24AWG SNVST	4 x 2 x 26AWG SNVST
Diametri Diameter	6.3 +/- 0.2	6.6 +/- 0.2
Guaina Esterna Outer Jacket	PVC Green Ral 6016 Oil resistant STYLE 2571 Flam retardant FT1	PUR Green Ral 5021 Oil resistant STYLE 20233 Flam retardant FT1 Halogen Free
Norme di riferimento Reference standards	CAT 5E	CAT 5E
Caratteristiche elettriche Electrical characteristics	Nominal Capacity 50 pF/m Nominal Impedance 100 ohm +/- 15	Nominal Capacity 48 pF/m Nominal Impedance 100 ohm +/- 15
Temperatura di lavoro Work range	-30 / +80°C Static App.	-40 / +80°C Static App. -20 / +60°C Dynamic App.
Raggio di curvatura Bending radius	10 x Ø esterno	10 x Ø esterno
Schermatura Shield	A treccia - Copertura ≥ 85% Braided coverage ≥ 85%	A treccia - Copertura ≥ 85% Braided coverage ≥ 85%
Velocità di traslazione Traslation's speed	---	200 m / min
Accelerazione Acceleration	---	10 m / secq

PROFINET / ETHERCAT

COD.	RSFV22X04C818 (F)	AS-21815 (M)
SPECIFICHE CAVO CABLE SPECIFICATIONS	CAVO PVC POSA FISSA PVC FIXED INSTALL. CABLE	CAVO PUR POSA Dynamic PUR DYNAMIC INSTALL. CABLE
Sezioni Sections	2 x 2 x 22AWG Q-R SNVST	2 x 2 x 22AWG Q-R SNVST
Diametri Diameter	6.5 +/- 0.2	6.5 +/- 0.2
Guaina Esterna Outer Jacket	PVC Green Ral 6018 Oil resistant STYLE 2502 Flam retardant	PUR Green Ral 6018 Oil resistant STYLE 20554 Flam retardant Halogen Free
Norme di riferimento Reference standards	CAT 5E	CAT 5E
Caratteristiche elettriche Electrical characteristics	Nomical capacity 46pF/mt Nominal Impedance 100 ohm +/- 15 Transmission speed up to 100 mt - 100 Mbit/s	Nomical capacity 46pF/mt Nominal Impedance 100 ohm +/- 15 Transmission speed up to 100 mt - 100 Mbit/s
Temperatura di lavoro Work range	-30 / +80°C Static App.	-30 / +80°C Static App. -15 / +70°C Dynamic App.
Raggio di curvatura Bending radius	6 x Ø esterno Static App.	6 x Ø esterno Static App. 10 x Ø esterno Dynamic App.
Schermatura Shield	I - in poliestere / alluminio sulle coppie II - A treccia - Copertura ≥ 85% Braided coverage ≥ 85%	I - in poliestere / alluminio sulle coppie II - A treccia - Copertura ≥ 85% Braided coverage ≥ 85%
Velocità di traslazione Traslation's speed	---	200 m / min
Accelerazione Acceleration	---	10 m / secq

PROFINET / ETHERCAT

COD.	SSFV24X04C1108 (FS)	SSPV24X04C1011 (MS)
SPECIFICHE CAVO CABLE SPECIFICATIONS	CAVO PVC POSA FISSA PVC FIXED INSTALL. CABLE	CAVO PUR POSA Dynamic PUR DYNAMIC INSTALL. CABLE
Sezioni Sections	2 x 2 x 24AWG Q-R SNVST	2 x 2 x 24AWG Q-R SNVST
Diametri Diameter	5.4 +/- 0.2	5.4 +/- 0.2
Guaina Esterna Outer Jacket	PVC Green Ral 6018 Oil resistant STYLE 2502 Flam retardant	PUR Green Ral 6018 Oil resistant STYLE 20236 Flam retardant Halogen Free
Norme di riferimento Reference standards	CAT 5E	CAT 5E
Caratteristiche elettriche Electrical characteristics	Nomical capacity 56pF/mt Nominal Impedance 100 ohm +/- 15	Nomical capacity 56pF/mt Nominal Impedance 100 ohm +/- 15
Temperatura di lavoro Work range	-30 / +80°C Static App.	-40 / +80°C Static App. -15 / +70°C Dynamic App.
Raggio di curvatura Bending radius	7.5 x Ø esterno	7.5 x Ø esterno
Schermatura Shield	I - in poliestere / alluminio sulle coppie II - A treccia - Copertura ≥ 85% Braided coverage ≥ 85%	I - in poliestere / alluminio sulle coppie II - A treccia - Copertura ≥ 85% Braided coverage ≥ 85%
Velocità di traslazione Traslation's speed	---	300 m / min
Accelerazione Acceleration	---	50 m / secq



SERCOS III		
COD.	BSFR22X04C1086 (F)	BSPR22X04C1087 (M)
SPECIFICHE CAVO CABLE SPECIFICATIONS	CAVO PVC POSA FISSA PVC FIXED INSTALL. CABLE	CAVO PUR POSA Dynamic PUR DYNAMIC INSTALL. CABLE
Sezioni Sections	2 x 2 x 22AWG Q-R SNVST	2 x 2 x 24AWG Q-R SNVST
Diametri Diameter	6.5 +/- 0.2	6.5 +/- 0.2
Guaina Esterna Outer Jacket	PVC Red Ral 3020 Oil resistant STYLE 2502 Flam retardant	PUR Red Ral 3020 Oil resistant STYLE 20554 Flam retardant Halogen Free
Norme di riferimento Reference standards	RU CAT 5E	RU CAT 5E
Caratteristiche elettriche Electrical characteristics	Nominal capacity 46pF/mt Nominal Impedence 100 ohm +/- 15 Transmission speed up to 100 mt - 100 Mbit/s	Nominal capacity 46pF/mt Nominal Impedence 100 ohm +/- 15 Transmission speed up to 100 mt - 100 Mbit/s
Temperatura di lavoro Work range	-30 / +80°C Static App.	-30 / +80°C Static App. -15 / +70°C Dynamic App.
Raggio di curvatura Bending radius	6 x Ø esterno Static App.	6 x Ø esterno Static App. 10 x Ø esterno Dynamic App.
Schermatura Shield	I - in poliestere / alluminio sulle coppie II - A treccia - Copertura ≥ 85% Braided coverage ≥ 85%	I - in poliestere / alluminio sulle coppie II - A treccia - Copertura ≥ 85% Braided coverage ≥ 85%
Velocità di traslazione Traslation's speed	---	200 m / min
Accelerazione Acceleration	---	10 m / secq

PROFIBUS		
COD.	BSPF22X02C1173 (F)	BSPP22X02C216 (M)
SPECIFICHE CAVO CABLE SPECIFICATIONS	CAVO PVC POSA FISSA PVC FIXED INSTALL. CABLE	CAVO PUR POSA MOBILE PUR DYNAMIC INSTALL. CABLE
Sezioni Sections	(1 x 2 x 0.64 Ø) SNVST	(1 x 2 x 0.64 Ø) SNVST
Diametri Diameter	7.7 +/- 0.2	7.8 +/- 0.2
Guaina Esterna Outer Jacket	PVC Violet Ral 4001 Oil resistant --- STYLE 2464 Flam retardant FT1	PUR Violet Ral 4001 Oil resistant UL758/ UL2556/ EN50363-10-2 STYLE 20549 Flam retardant FT2 Halogen Free
Norme di riferimento Reference standards	RU Desina	RU Desina
Caratteristiche elettriche Electrical characteristics	Nominal Impedence 150 ohm +/- 15 Transmission speed up to 200 mt - 12 Mbit/s	Nominal capacity 50 pF/m Impedence 100 ohm +/- 15 Transmission speed up to 200 mt - 12 Mbit/s
Temperatura di lavoro Work range	-20 / +80°C Static App.	-30 / +80°C Static App. -15 / +70°C Dynamic App.
Raggio di curvatura Bending radius	5 x Ø esterno Static App.	5 x Ø esterno Static App. 10 x Ø esterno Dynamic App.
Schermatura Shield	I - in poliestere / alluminio II - A treccia - Copertura ≥ 80% Braided coverage ≥ 80%	I - in poliestere / alluminio II - A treccia - Copertura ≥ 85% Braided coverage ≥ 85%
Velocità di traslazione Traslation's speed	---	300 m / min
Accelerazione Acceleration	---	40 m / secq

CAN OPEN		
COD.	BSPF22X04C166 (F)	BSPP22X04C627 (M)
SPECIFICHE CAVO CABLE SPECIFICATIONS	CAVO PVC POSA FISSA PVC FIXED INSTALL. CABLE	CAVO PUR POSA MOBILE PUR DYNAMIC INSTALL. CABLE
Sezioni Sections	2 x 2 x 22AWG ST	2 x 2 x 22AWG ST
Diametri Diameter	7 +/- 0.2	7.4 +/- 0.2
Guaina Esterna Outer Jacket	PVC Violet Ral 4001 Oil resistant UL 1581 STYLE 2502 Flam retardant FT1	PUR Violet Ral 4001 Oil resistant UL 1581 STYLE 20236 Flam retardant FT1 Halogen Free
Norme di riferimento Reference standards	RU Desina Classe 2	RU Desina Classe 6
Caratteristiche elettriche Electrical characteristics	Nominal Capacity 50 pF/m Nominal Impedence 120 ohm Transmission speed up to 40 mt - 1000 Kbit/s	Nominal Capacity 50 pF/m Nominal Impedence 120 ohm Transmission speed up to 40 mt - 1000 Kbit/s
Temperatura di lavoro Work range	-20 / +80°C Static App.	-20 / +80°C Static App. -15 / +70°C Dynamic App.
Raggio di curvatura Bending radius	5 x Ø esterno	10 x Ø esterno
Schermatura Shield	A treccia - Copertura ≥ 85% Braided coverage ≥ 85%	A treccia - Copertura ≥ 85% Braided coverage ≥ 85%
Velocità di traslazione Traslation's speed	---	200 m / min
Accelerazione Acceleration	---	10 m / secq

DEVICENET		
COD.	BSPF22X04C221 (F)	BSPP22X04C222 (M)
SPECIFICHE CAVO CABLE SPECIFICATIONS	CAVO PVC POSA FISSA PVC FIXED INSTALL. CABLE	CAVO PUR POSA MOBILE PUR DYNAMIC INSTALL. CABLE
Sezioni Sections	(2 x 24awg) SN + (2 x 22awg) SNVST	(2 x 24awg) SN + (2 x 22awg) SNVST
Diametri Diameter	7 +/- 0.2	7 +/- 0.2
Guaina Esterna Outer Jacket	PVC Violet Ral 4001 Oil resistant ISO 6722 STYLE 2464 Flam Test FT1	PUR Violet Ral 4001 Oil resistant ISO 6722/ UL1581/ IEC60811-2-1 STYLE 20233 Flam Test FT1
Norme di riferimento Reference standards	RU Desina	RU Desina
Caratteristiche elettriche Electrical characteristics	Nominal Impedence 120 ohm +/- 12 Transmission speed up to 200 mt - 500 Kbit/s	Nominal Impedence 120 ohm +/- 12 Transmission speed up to 200 mt - 500 Kbit/s
Temperatura di lavoro Work range	-25 / +80°C Static App. -5 / +80°C Dynamic App.	-40 / +80°C Static App. -20 / +70°C Dynamic App.
Raggio di curvatura Bending radius	10 x Ø esterno	5 x Ø esterno Static App. 10 x Ø esterno Dynamic App.
Schermatura Shield	I - in poliestere / alluminio sulle coppie II - A treccia - Copertura ≥ 65% Braided coverage ≥ 65%	I - in poliestere / alluminio sulle coppie II - A treccia - Copertura ≥ 65% Braided coverage ≥ 65%
Velocità di traslazione Traslation's speed	---	300 m / min
Accelerazione Acceleration	---	40 m / secq



CONDIZIONI GENERALI DI VENDITA

Clausole generali

Le vendite sono assoggettate alle seguenti condizioni che prevalgono su tutte le condizioni di acquisto, salvo deroghe formali espressamente concordate con noi.

Prodotti

Alcuni articoli del nostro catalogo possono cambiare nel corso dell'anno senza preventivo avviso da parte nostra.

Reclami

Il cliente ha l'obbligo di controllare la merce immediatamente alla consegna e di fare eventuale reclamo direttamente al corriere. Non sono accettati reclami postumi.

Responsabilità

Eventuali difetti funzionali prevedono la sostituzione del prodotto NON conforme escludendo ogni tipo di costo relativo a danni indiretti salvo espressamente concordato da contratto di compravendita.

Garanzia

Un anno dalla data di consegna, previo corretto utilizzo nel rispetto delle caratteristiche dei materiali impiegati.

GENERAL CONDITIONS OF SALE

General

These conditions apply to all the company's sales and prevail over all others sales conditions unless expressly agreed with us.

Products

Some items from our catalog can be modified or updated during the year without prior notification.

Complaints

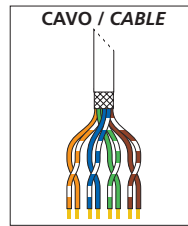

Purchaser shall thoroughly check the goods upon delivery and submit all complaints, particularly those regarding the quality or quantity of the goods, directly to the courier. All belated complaint shall be null and void.

Responsibility

Any functional defects involving replacement of the product does NOT conform excluding any type of expense relating to consequential damages unless expressly agreed in the contract of sale.

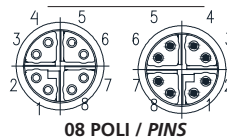
Warranty

One year from the delivery date. No warranty claims will be accepted in case of improper use or carelessness towards materials characteristics.



A, B:

M12



08 POLI / PINS

PROLUNGHE DIRITTE / LINE EXTENDERS

A		B	
M 12	RJ45	M12	RJ45
1	1	WHO	6
2	2	OG	4
7	5	WHBU	1
8	4	BU	7
3	3	WHGN	5
4	6	GN	8
5	7	WHBN	2
6	8	BN	3

CONNETTORE SCHERMATO / SHIELDED CONNECTOR

CONFIGURAZIONI AGGIUNTIVE / MORE CONFIGURATIONS

Ghiera Inox AISI 304 / Inox AISI 304 Ring Nut	min. 50 pcs	X
Connettore schermato / Shielded Connector		H

A M12 8 POLI / 8 PINS

	RJ45	F AX	F AN	M AX	M AN	MRD
MRD	54	06	15	14	31	09
MAN	03	05	13	25	30	
MAX	06	04	12	24		
FAN	07	02	10			
FAX	08	01				



COMPOSIZIONE CODICE / CODE COMPOSITION

Tipologia cavo (vedi cod. in tabella) / Cable type (code like table)

AX = Dritto / Straight / PX = Pannello / panel

AS-M12X***08050**X/*

F = Femmina / female / M = Maschio / male

lunghezza cavo / cable length
001 = 10 cm
010 = 1 m
100 = 10 m

CONFIGURAZIONI AGGIUNTIVE / MORE CONFIGURATIONS

X = Connector Cod. X / G = grafolplast

H = connettore schermato / shielded connector

COMPOSIZIONE CODICE / CODE COMPOSITION

Tipologia cavo (vedi cod. in tabella) / Cable type (code like table)

AS-PLX0500808/***/**/*

lunghezza cavo / cable length
001 = 10 cm
010 = 1 m
100 = 10 m

Cod. (vedi tabella) / Code (like tab)

CONFIGURAZIONI AGGIUNTIVE / MORE CONFIGURATIONS

G = grafolplast

H = connettore schermato / shielded connector

X = ghiera inox / inox ring nut

HX = connettore schermato e ghiera inox / shielded connector and inox ring nut

ETHERNET 8 POLES (4 PAIRS)

COD.	(F)	(M)
SPECIFICHE CAVO / CABLE SPECIFICATIONS	CAVO PVC POSA FISSA / PVC FIXED INSTALL. CABLE	CAVO PUR POSA MOBILE / PUR DYNAMIC INSTALL. CABLE
Sezioni / Sections	4 x 2 x 26 AWG SNVST	4 x 2 x 26AWG SNVST
Diametri / Diameter	6.4 +/- 0.2	7.2 +/- 0.2
Guaina Esterna / Outer Jacket	PVC Green RAL 6018 Oil resistant Flam retardant FT1	PUR Green Ral 6018 Oil resistant Flam retardant FT1
Norme di riferimento / Reference standards	RU CAT 6	RU CAT 6
Raggio di curvatura / Bending radius	10 x Ø esterno	10 x Ø esterno
Schermatura / Shield	A treccia - Copertura ≥ 85% Braided coverage ≥ 85%	A treccia - Copertura ≥ 85% Braided coverage ≥ 85%
Velocità di traslazione / Traslation's speed	180 mt / min	600 m / min
Accelerazione / Acceleration	2 mt / seqq	60 m / seqq

SPECIFICHE TECNICHE	TECHNICAL SPECIFICATIONS
Normativa di riferimento	Reference standards
Corrente Nominale	Nominal Currents 0.5A
Tensione Nominale	Nominal Voltage 48V
Grado di protezione	Protection Class IP65
Resistività di massa	Resistance ≤ 10mΩ
Temperatura di esercizio (connettore)	Working Temperature -20/+85°C

